



ENVIRONMENTAL CONSULTATION & REMEDIATION

---

**KPRG and Associates, Inc.**

**CCR COMPLIANCE  
ANNUAL GROUNDWATER MONITORING and  
CORRECTIVE ACTION REPORT - 2020**

**Midwest Generation, LLC  
Will County  
259 E. 135<sup>th</sup> Street  
Romeoville, Illinois**

Prepared By: **KPRG and Associates, Inc.  
14665 West Lisbon Road, Suite 1A  
Brookfield, WI 53005**

January 31, 2021

TABLE OF CONTENTS

OVERVIEW ..... 1

1.0 INTRODUCTION ..... 2

    2.0 FIELD PROCEDURES AND GROUNDWATER FLOW EVALUATION ..... 3

        2.1 Field Procedures..... 3

        2.2 Groundwater Flow Evaluation ..... 3

3.0 ANALYTICAL DATA AND STATUS OF EVALUATIONS ..... 5

    3.1 Sampling Summary..... 5

    3.2 Data Summary ..... 5

    3.3 Current Status..... 5

4.0 SUMMARY/CONCLUSIONS AND RECOMMENDATIONS..... 6

5.0 REFERENCES ..... 7

FIGURES

- 1 – CCR Monitoring Wells Site Map
- 2 – CCR Groundwater Contour 05/2020
- 3 – CCR Groundwater Contour 11/2020

TABLES

- 1 – Groundwater Elevations
- 2 – Groundwater Flow Direction and Estimated Seepage Velocity/Flow Rate
- 3 – Groundwater Sampling Summary
- 4 – Detection Monitoring Appendix III Groundwater Analytical Results

APPENDICES

- A – Analytical Data Packages

## OVERVIEW

Groundwater monitoring requirements in accordance with the Federal Register, Environmental Protection Agency, 40 CFR Parts 257.94, Hazardous and Solid Waste Management System; Disposal of Coal Combustion Residuals from Electric Utilities; Final Rule dated April 17, 2015 (CCR Rule) and subsequent amendments, have been completed for the ash pond monitoring wells located at the Midwest Generation, LLC (Midwest Generation) Will County Generating Station. The wells sampled were selected to meet the monitoring requirements of the CCR Rule for Ash Ponds 2 South (2S) and 3 South (3S). The CCR monitoring well network around these ponds consists of six monitoring wells (MW-05, MW-06, MW-09, MW-10, MW-11 and MW-12) as shown on Figure 1. Wells MW-05 and MW-06 are upgradient wells.

This overview of the 2020 groundwater monitoring period is provided in accordance with revised requirements under Section 257.90(e)(6). Each required item is discussed separately below.

- Section 257.90(e)(6)(i) – At the start of the current monitoring period, the subject CCR unit was operating under the detection monitoring program outlined in Section 257.94.
- Section 257.90(e)(6)(ii) – At the end of the current monitoring period, the subject CCR unit is continuing to operate under the detection monitoring program outlined in Section 257.94.
- Section 257.90(e)(6)(iii) – The following potential statistically significant increases (SSIs) above established background for Appendix III detection monitoring constituents were noted during this monitoring period:
  - MW-09 – chloride.
  - MW-10 – chloride, fluoride.
  - MW-12 – chloride (November only), total dissolved solids (TDS).

These potential constituent SSIs have been addressed previously under Alternate Source Demonstrations (ASDs) with determination being made that the SSIs are not associated with a release from the regulated units.

- Section 257.90(e)(6)(iv) – The subject units are not under assessment monitoring.
- Section 257.90(e)(6)(v) – The subject units are not under corrective action.
- Section 257.90(e)(6)(vi) – The subject units are not under corrective action.

## 1.0 INTRODUCTION

The Detection Monitoring requirements in accordance with the Federal Register, Environmental Protection Agency, 40 CFR Parts 257.94, Hazardous and Solid Waste Management System; Disposal of Coal Combustion Residuals from Electric Utilities; Final Rule dated April 17, 2015 (CCR Rule) have been completed for the ash pond monitoring wells located at the Midwest Generation, LLC (Midwest Generation) Will County Generating Station. The wells sampled were selected to meet the monitoring requirements of the CCR Rule for Ash Ponds 2 South (2S) and 3 South (3S). The CCR monitoring well network around these ponds consists of six monitoring wells (MW-05, MW-06, MW-09, MW-10, MW-11 and MW-12) as shown on Figure 1. Wells MW-05 and MW-06 are upgradient wells.

This annual report covers the work performed relative to CCR groundwater monitoring from January 1, 2020 through the end of 2020. It does not duplicate information or activities previously reported for 2017, 2018 or 2019. It is prepared in accordance with Section 257.90(e)(1-6) and summarizes the sampling procedures used, provides an evaluation of groundwater flow conditions and summarizes the analytical data generated.

## 2.0 FIELD PROCEDURES AND GROUNDWATER FLOW EVALUATION

### 2.1 Field Procedures

As previously noted, the CCR groundwater monitoring network around the Ash Ponds 2S and 3S at the Will County facility consists of six wells (MW-05, MW-06, MW-09, MW-10, MW-11 and MW-12) as shown on Figure 1. As part of sampling procedures, the integrity of all monitoring wells was inspected and water levels were obtained using an electronic water level meter (see summary of water level discussion below). Wells MW-05, MW-06, MW-09 were found in good condition with locked protector casings and intact concrete surface seals. Wells MW-10, MW-11 and MW-12 are completed with flush-mounts at ground surface and were also in good condition.

All groundwater samples were collected using the low-flow sampling technique from dedicated pumps. The samples were not filtered prior to analysis to provide for total metals concentrations as opposed to dissolved metals concentrations. One duplicate sample was collected from a randomly selected monitoring well per sampling event for quality assurance purposes. The duplicate samples from the May and November 2020 sampling events were from monitoring wells MW-05 and MW-12, respectively.

### 2.2 Groundwater Flow Evaluation

Water level data measurements were obtained from each well during each round of groundwater monitoring. A complete round of water levels was collected prior to initiating sampling, and the water level data are summarized in Table 1. The water levels were used to generate a groundwater flow map for each sampling event. These maps are provided as Figures 2 and 3. A review of the maps indicates a consistent westerly groundwater flow direction. In accordance with general groundwater sampling requirements under Section 257.93(c), Table 2 provides a summary of the flow direction and an estimated rate of groundwater flow for each sampling event. The flow rate was calculated using the following equation:

$$V_s = \frac{Kdh}{n_e dl}, \text{ where}$$

$V_s$  is seepage velocity (distance/time)

$K$  is hydraulic conductivity (distance/time)

$dh/dl$  is hydraulic gradient (unitless)

$n_e$  is effective porosity (unitless)

The average hydraulic conductivity of  $4.32 \times 10^{-4}$  ft/sec used in Table 2 was obtained from the Hydrogeologic Assessment Report dated February 2011 and prepared by Patrick

Engineering. The estimated effective porosity of the aquifer materials (0.20) was obtained from literature (Groundwater, Freeze and Cherry, 1979).

### 3.0 ANALYTICAL DATA AND STATUS OF EVALUATIONS

#### 3.1 Sampling Summary

The groundwater sampling summary from 2020 is provided in Table 3, in accordance with 257.90 (e)(3).

#### 3.2 Data Summary

The analytical data from the detection monitoring groundwater sampling for Appendix III parameters are provided in Table 4 which includes calculated Prediction Limits (PLs) established in the initial CCR Groundwater Monitoring Statistical Evaluation Summary dated January 2018 for data comparison purposes. The downgradient intrawell prediction limits were established for the three parameters which were part of the Alternate Source Demonstration (ASD) as recommended at the end of that evaluation.

Semi-annual groundwater sampling was completed for Appendix III in 2020 in accordance with detection monitoring requirements under Section 257.94. The data tables include the sample dates and whether the specific well is considered upgradient or downgradient relative to groundwater flow and the regulated unit. All duplicate values were within an acceptable range. The analytical data packages from the detection monitoring events are provided in Appendix A. Groundwater sampling for Appendix IV was not performed in 2020 since this facility is not in assessment monitoring.

#### 3.3 Current Status

Ash Ponds 2S and 3S are, and continue to be, in detection monitoring, and there has been no transition between monitoring programs in 2020 since no confirmed SSIs in association with the regulated unit(s) were recorded.

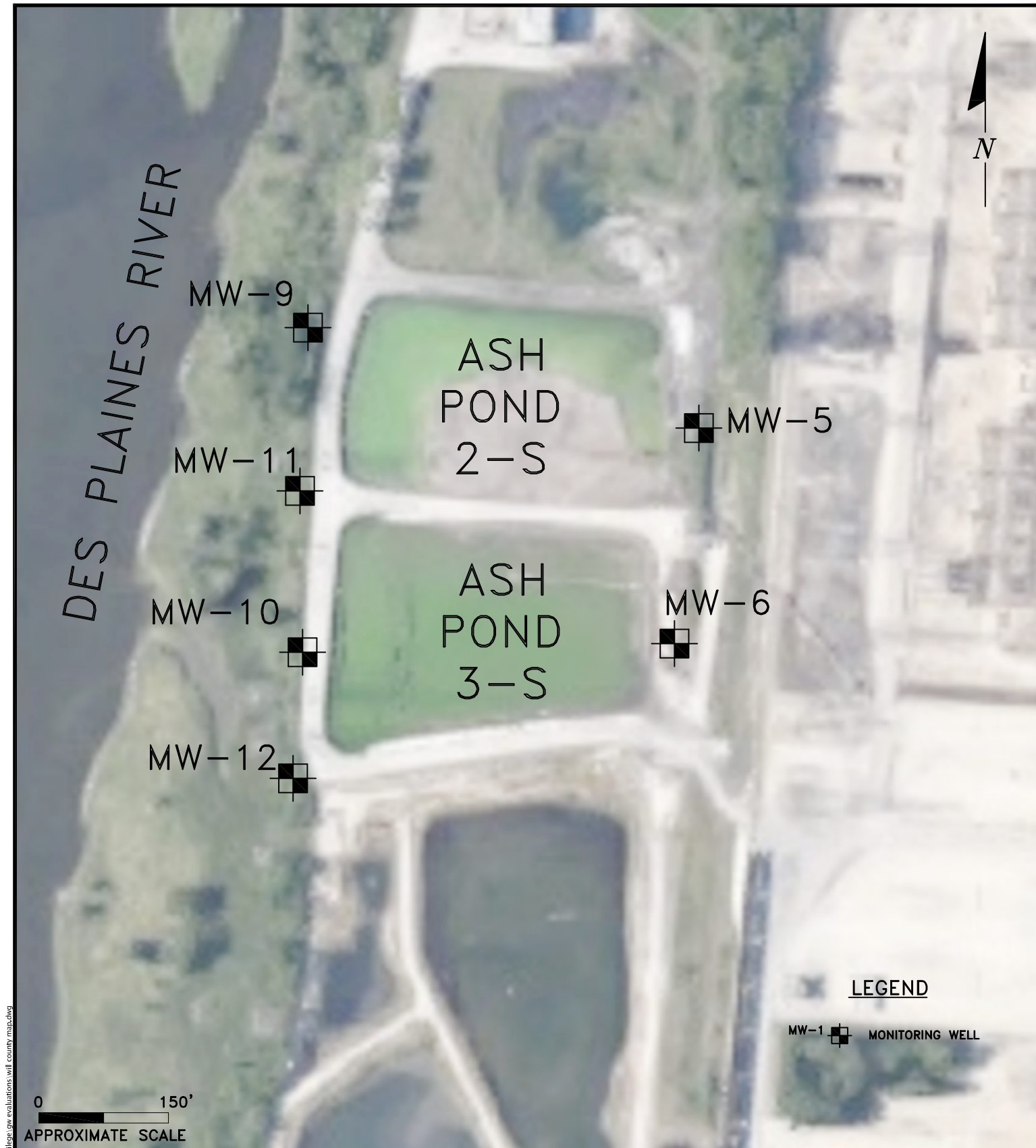
#### 4.0 SUMMARY/CONCLUSIONS AND RECOMMENDATIONS

The detection monitoring requirements in accordance with the CCR Rule have been successfully met. While in detection monitoring, Ash Ponds 2S and 3S analytical results were below the established PLs or addressed in previously completed ASDs. Therefore, it is recommended that the site continue with routine detection monitoring at this time in accordance with Section 257.94. The next round of CCR semi-annual detection monitoring groundwater sampling is scheduled for 2<sup>nd</sup> Quarter of 2021.

## 5.0 REFERENCES

- Federal Register, Environmental Protection Agency, 40 CFR Parts 257 and 261, Hazardous and Solid Waste Management System; Disposal of Coal Combustion Residuals From Electric Utilities; Final Rule. Vol. 80, No. 74, Friday April 17, 2015.
- Patrick Engineering, Inc., Hydrogeologic Assessment Report – Will County Generating Station, Romeoville, IL. February 2011.
- KPRG and Associates, Inc., CCR Compliance Monitoring, Sampling and Analysis Plan, Midwest Generation, LLC Will County Generating Station. October 10, 2017.
- KPRG and Associates, Inc., CCR Compliance Statistical Approach for Groundwater Data Evaluation, Midwest Generation, LLC Will County Generating Station. October 10, 2017.
- KPRG and Associates, Inc., CCR Groundwater Monitoring Statistical Evaluation Summary - 2017, Midwest Generation, LLC Will County Generating Station. January 12, 2018.
- KPRG and Associates, Inc., CCR Compliance Annual Groundwater Monitoring and Corrective Action Report - 2017, Midwest Generation, LLC Will County Generating Station. January 31, 2018.
- KPRG and Associates, Inc., CCR Compliance Annual Groundwater Monitoring and Corrective Action Report - 2018, Midwest Generation, LLC Will County Generating Station. January 31, 2019.
- KPRG and Associates, Inc., CCR Compliance Annual Groundwater Monitoring and Corrective Action Report - 2019, Midwest Generation, LLC Will County Generating Station. January 31, 2020.
- R.A. Freeze and J.A. Cherry, Groundwater. Prentice-Hall, Inc. Publishing Co., 1979.

## **FIGURES**



W:\projects\midwest\_generation\attorney-client\_privilege\_gw\_evaluations\will\_county\_map.dwg

ENVIRONMENTAL CONSULTATION & REMEDIATION

**K P R G** KPRG and Associates, inc.

414 Plaza Drive, Suite 106 Westmont, Illinois 60559 Telephone 630-325-1300 Facsimile 630-325-1593


14665 West Lisbon Road, Suite 2B Brookfield, Wisconsin 53005 Telephone 262-781-0475 Facsimile 262-781-0478

CCR MONITORING WELL SITE MAP

WILL COUNTY STATION  
ROMEDEVILLE, ILLINOIS

Scale: 1" = 150'      Date: December 27, 2017

KPRG Project No. 12313.3      FIGURE 1



NOTE: BACKGROUND MAP RETRIEVED FROM GOOGLE MAPS 2012

- LEGEND:**
- 581 GROUNDWATER CONTOUR LINE
  - - - 581 INFERRED GROUNDWATER CONTOUR LINE
  - GROUNDWATER FLOW LINE
  - MW-04 NON-CCR MONITORING WELL

ENVIRONMENTAL CONSULTATION & REMEDIATION



KPRG and Associates, inc.

14665 West Lisbon Road, Suite 1A Brookfield, Wisconsin 53005 Telephone 262-781-0475 Facsimile 262-781-0478

414 Plaza Drive, Suite 106 Westmont, Illinois 60559 Telephone 630-325-1300 Facsimile 630-325-1593

CCR GROUNDWATER CONTOUR  
5/2020

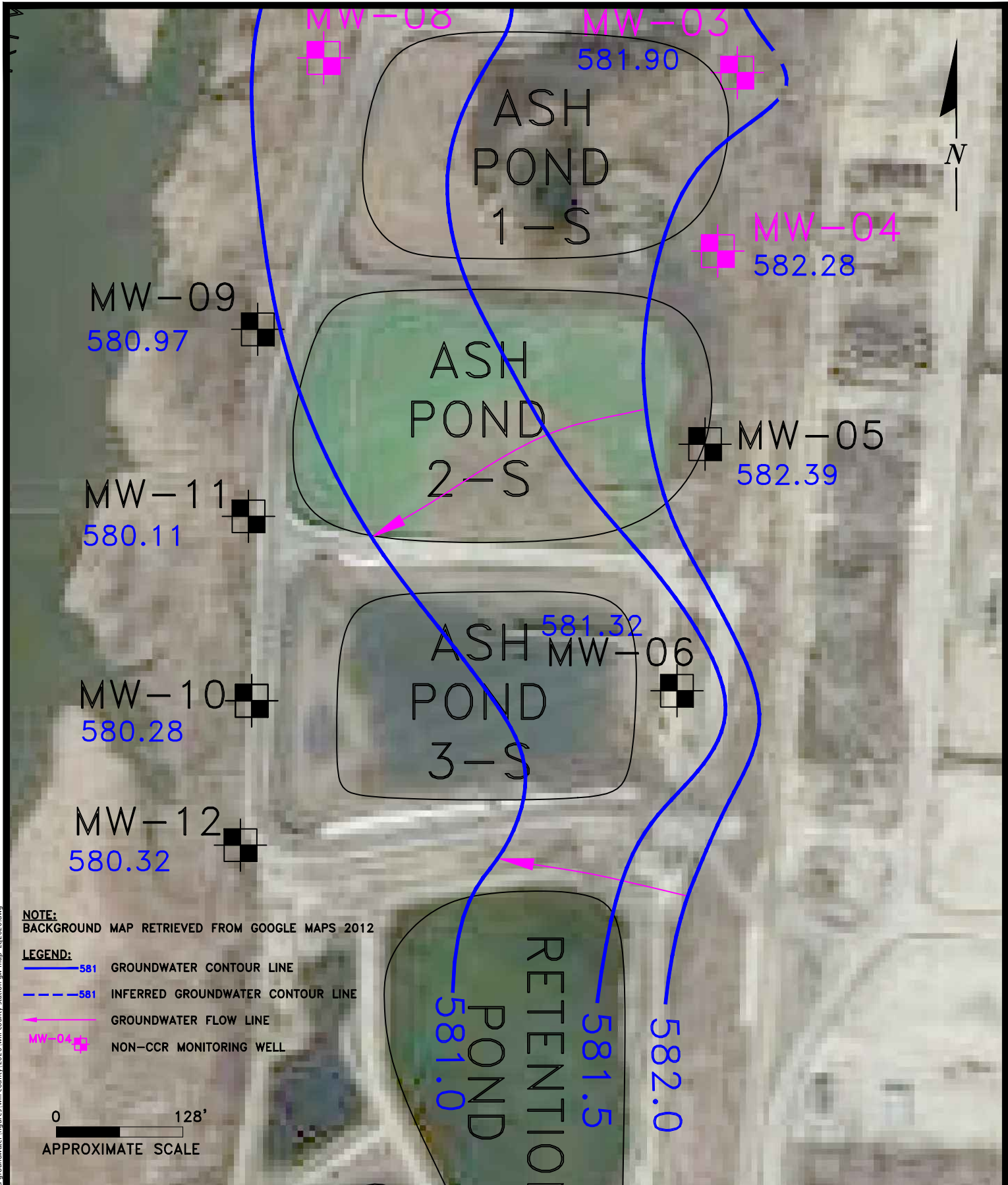
WILL COUNTY STATION  
ROMEOVILLE, ILLINOIS

Scale: 1" = 128' | Date: June 23, 2020

KPRG Project No. 12313.3

FIGURE 2

W:\C:\projects\project folder\file name.dwg



ENVIRONMENTAL CONSULTATION & REMEDIATION

**K P R G**

KPRG and Associates, inc.

14665 West Lisbon Road, Suite 1A Brookfield, Wisconsin 53005 Telephone 262-781-0475 Facsimile 262-781-0478

414 Plaza Drive, Suite 106 Westmont, Illinois 60559 Telephone 630-325-1300 Facsimile 630-325-1593

**CCR GROUNDWATER CONTOUR**  
11/2020

WILL COUNTY STATION  
ROMEOVILLE, ILLINOIS

Scale: 1" = 128' | Date: January 4, 2021

KPRG Project No. 12313.3

FIGURE 3

## **TABLES**

Table 1. Groundwater Elevations - Midwest Generation, LLC, Will County Station, Romeoville, IL

Well ID	Date	Top of Casing Elevation (ft above MSL)	Depth to Groundwater (ft below TOC)	Groundwater Elevation (ft above MSL)
MW-05	11/9/2015	592.87	9.99	582.88
	2/16/2016	592.87	9.91	582.96
	5/24/2016	592.87	9.94	582.93
	8/9/2016	592.87	10.09	582.78
	10/25/2016	592.87	9.02	583.85
	1/31/2017	592.87	9.81	583.06
	5/9/2017	592.87	9.63	583.24
	6/27/2017	592.87	10.26	582.61
	9/6/2017	592.87	10.48	582.39
	11/16/2017	592.87	10.02	582.85
	2/28/2018	592.87	9.48	583.39
	5/1/2018	592.87	9.94	582.93
	10/2/2018	592.87	10.64	582.23
	5/28/2019	592.87	8.73	584.14
12/5/2019	592.87	9.92	582.95	
5/22/2020	592.87	9.39	583.48	
11/3/2020	592.87	10.48	582.39	
MW-06	11/9/2015	593.18	9.96	583.22
	2/16/2016	593.18	11.37	581.81
	5/24/2016	593.18	11.37	581.81
	8/9/2016	593.18	11.54	581.64
	10/25/2016	593.18	11.37	581.81
	1/31/2017	593.18	11.24	581.94
	5/9/2017	593.18	10.86	582.32
	6/27/2017	593.18	11.55	581.63
	9/6/2017	593.18	11.77	581.41
	11/16/2017	593.18	11.49	581.69
	2/28/2018	593.18	10.91	582.27
	5/1/2018	593.18	11.47	581.71
	10/2/2018	593.18	11.89	581.29
	5/28/2019	593.18	10.18	583.00
12/5/2019	593.18	11.51	581.67	
5/22/2020	593.18	10.55	582.63	
11/3/2020	593.18	11.86	581.32	
MW-09	11/9/2015	592.87	11.38	581.49
	2/16/2016	592.87	11.03	581.84
	5/24/2016	592.87	11.35	581.52
	8/9/2016	592.87	11.43	581.44
	10/25/2016	592.87	10.74	582.13
	1/31/2017	592.87	11.15	581.72
	5/9/2017	592.87	10.45	582.42
	6/27/2017	592.87	11.66	581.21
	9/6/2017	592.87	11.95	580.92
	11/14/2017	592.87	11.54	581.33
	2/27/2018	592.87	10.13	582.74
	5/1/2018	592.87	11.39	581.48
	10/2/2018	592.87	11.91	580.96
	5/28/2019	592.87	9.65	583.22
12/5/2019	592.87	11.17	581.70	
5/26/2020	592.87	9.67	583.20	
11/3/2020	592.87	11.90	580.97	
MW-10	11/9/2015	590.96	10.65	580.31
	2/16/2016	590.96	10.43	580.53
	5/24/2016	590.96	10.72	580.24
	8/9/2016	590.96	11.12	579.84
	10/25/2016	590.96	10.73	580.23
	1/31/2017	590.96	10.37	580.59
	5/9/2017	590.96	9.78	581.18
	6/27/2017	590.96	11.09	579.87
	9/6/2017	590.96	11.20	579.76
	11/15/2017	590.96	10.76	580.20
	2/27/2018	590.96	9.54	581.42
	5/1/2018	590.96	10.64	580.32
	10/2/2018	590.96	11.12	579.84
	5/28/2019	590.96	9.02	581.94
12/5/2019	590.96	10.28	580.68	
5/27/2020	590.96	8.89	582.07	
11/3/2020	590.96	10.68	580.28	

MSL - Mean Sea Level

TOC - Top of Casing

Table 1. Groundwater Elevations - Midwest Generation, LLC, Will County Station, Romeoville, IL

Well ID	Date	Top of Casing Elevation (ft above MSL)	Depth to Groundwater (ft below TOC)	Groundwater Elevation (ft above MSL)
MW-11	11/9/2015	590.69	10.28	580.41
	2/16/2016	590.69	10.15	580.54
	5/24/2016	590.69	10.25	580.44
	8/9/2016	590.69	10.66	580.03
	10/25/2016	590.69	10.42	580.27
	1/31/2017	590.69	9.91	580.78
	5/9/2017	590.69	9.21	581.48
	6/27/2017	590.69	10.48	580.21
	9/6/2017	590.69	10.73	579.96
	11/15/2017	590.69	10.43	580.26
	5/1/2018	590.69	10.18	580.51
	10/2/2018	590.69	10.59	580.10
	5/28/2019	590.69	8.32	582.37
	12/5/2019	590.69	9.85	580.84
5/26/2020	590.69	8.09	582.60	
11/3/2020	590.69	10.58	580.11	
MW-12	11/9/2015	590.81	10.15	580.66
	2/16/2016	590.81	10.24	580.57
	5/24/2016	590.81	10.31	580.50
	8/9/2016	590.81	10.73	580.08
	10/25/2016	590.81	10.45	580.36
	1/31/2017	590.81	10.16	580.65
	5/9/2017	590.81	9.88	580.93
	6/27/2017	590.81	10.62	580.19
	9/6/2017	590.81	10.61	580.20
	11/15/2017	590.81	10.20	580.61
	5/1/2018	590.81	10.30	580.51
	10/2/2018	590.81	10.77	580.04
	5/28/2019	590.81	9.17	581.64
	12/5/2019	590.81	10.15	580.66
5/22/2020	590.81	9.88	580.93	
11/3/2020	590.81	10.49	580.32	

MSL - Mean Sea Level

TOC - Top of Casing

Table 2. Groundwater Flow Direction and Estimated Seepage Velocity/Flow Rate - Will County Generation Station.

DATE	Groundwater Flow Direction	K <sub>avg</sub> (ft/sec)*	Average Hydraulic Gradient (ft/ft)	Porosity (unitless)**	Estimated Seepage Velocity (ft/day)
11/9/2015	West	4.320E-04	0.0053	0.2	0.99
2/16/2016	West	4.320E-04	0.0030	0.2	0.55
5/24/2016	West	4.320E-04	0.0030	0.2	0.55
8/9/2016	West	4.320E-04	0.0030	0.2	0.55
10/25/2016	West	4.320E-04	0.0030	0.2	0.55
1/31/2017	West	4.320E-04	0.0030	0.2	0.55
5/9/2017	West	4.320E-04	0.0045	0.2	0.84
6/27/2017	West	4.320E-04	0.0049	0.2	0.91
9/6/2017	West	4.320E-04	0.0047	0.2	0.88
11/16/2017	West	4.320E-04	0.0026	0.2	0.49
5/1/2018	West	4.320E-04	0.0025	0.2	0.46
10/2/2018	West	4.320E-04	0.0040	0.2	0.75
5/28/2019	West	4.320E-04	0.0027	0.2	0.50
12/5/2019	West	4.320E-04	0.0027	0.2	0.50
5/22/2020	West	4.320E-04	0.0029	0.2	0.54
11/3/2020	West	4.320E-04	0.0074	0.2	1.37

\* K<sub>avg</sub> - Average hydraulic conductivity (feet/second) from Hydrogeologic Assessment Report, Patrick Engineering, February 2011.

\*\* - Porosity estimate from Groundwater, Freeze and Cherry, 1979.

Table 3. CCR Groundwater Sample Collection Summary for 2020 - Will County Generating Station

<b>Well ID</b>	<b>Number of Groundwater Sampling Events</b>	<b>Dates Groundwater Sampling Events</b>	<b>Detection Monitoring (D) versus Assessment Monitoring (A)</b>
MW-5 (Upgradient)	2	5/22/2020	D
		11/4/2020	D
MW-6 (Upgradient)	2	5/22/2020	D
		11/3/2020	D
MW-9 (Downgradient)	2	5/26/2020	D
		11/3/2020	D
MW-10 (Downgradient)	2	5/27/2020	D
		11/3/2020	D
MW-11 (Downgradient)	2	5/26/2020	D
		11/3/2020	D
MW-12 (Downgradient)	2	5/22/2020	D
		11/3/2020	D

Table 4. Semi-Annual Detection Monitoring Statistical Comparisons - Appendix III Groundwater Analytical Results 2020 and Confirmatory Resampling - Midwest Generation, LLC, Will County Station, Romeoville, IL.

Well	Date	Boron	Calcium	Chloride	Fluoride	pH	Sulfate	Total Dissolved Solids
MW-05 up-gradient	11/11/2015	6.1	220	110	0.31	7.24	770	1,900
	2/18/2016	4.4	230	120	0.31	6.99	730	1,600
	5/26/2016	3.7	170	110	0.33	6.73	670	1,500
	8/10/2016	3.6	67	120	0.72	8.62	480	970
	10/26/2016	3.6	44	120	0.70	9.08	410	920
	2/1/2017	4.6	250	48	0.35	6.81	530	1,600
	5/11/2017	4.0	140	85	0.31	7.86	610	1,200
	6/27/2017	3.8	83	99	0.53	7.95	500	1,000
	<b>Pred. Limit*</b>	<b>6.65</b>	<b>359</b>	<b>148</b>	<b>0.72</b>	<b>9.93-5.39</b>	<b>923</b>	<b>2,286</b>
	9/8/2017	4.8	89	78	0.52	9.40	490	1,000
	11/16/2017	4.8	180	52	0.45	6.70	650	1,500
	5/2/2018	3.6	200	32	0.39	7.23	510	1,300
	10/3/2018	4.9	150	55	0.48	7.07	430	1,200
	5/29/2019	4.1	61	91	0.59	9.10	380	870
	12/6/2019	4.9	170	31	0.41	6.95	440	1,200
	5/22/2020	4.5	52	70	0.59	7.39	300	870
11/4/2020	5	130	29	0.38	7.06	410	1,100	
MW-06 up-gradient	11/10/2015	3.0	52	100	0.55	8.63	300	660
	2/18/2016	2.5	74	150	0.47	8.58	280	650
	5/26/2016	2.7	86	92	0.44	7.79	350	800
	8/11/2016	3.6	110	58	0.35	7.74	330	840
	10/26/2016	3.8	86	74	0.40	8.16	220	800
	2/1/2017	3.4	70	83	0.41	7.88	260	700
	5/11/2017	3.0	75	84	0.28	8.68	330	570
	6/27/2017	3.1	65	74	0.38	8.15	330	710
	<b>Pred. Limit*</b>	<b>4.29</b>	<b>122</b>	<b>162</b>	<b>0.62</b>	<b>9.21-7.19</b>	<b>415</b>	<b>956</b>
	9/7/2017	3.5	75	67	0.40	8.20	300	740
	11/16/2017	3.9	88	54	0.39	7.59	280	810
	5/3/2018	3	91	52	0.26	<b>6.91</b>	<b>530</b>	750
	7/25/2018 R	NA	NA	NA	NA	7.47	280	NA
	10/3/2018	3.5	93	44	0.31	7.83	240	720
	5/29/2019	<b>4.3</b>	120	38	0.21	7.51	350	<b>1,000</b>
	7/3/2019 R	3.2	NA	NA	NA	8.28	NA	740
	12/6/2019	4.2	98	31	0.33	7.91	210	740
	5/22/2020	3.4	98	56	0.31	7.47	180	710
11/3/2020	3.3	100	43	0.36	7.29	170	700	
MW-09 down-gradient	11/11/2015	1.9	56	190	0.55	9.12	460	750
	2/17/2016	1.8	47	160	0.55	9.10	250	600
	5/24/2016	1.6	48	180	0.51	8.79	240	640
	8/9/2016	2.2	53	140	0.48	8.35	280	750
	10/26/2016	2.2	33	130	0.81	9.16	230	660
	1/31/2017	2.0	61	250	0.57	8.59	180	710
	5/9/2017	1.8	66	340	0.38	8.58	250	900
	6/27/2017	1.9	64	330	0.51	7.76	240	940
	<b>Pred. Limit</b>	<b>4.26</b>	<b>275**</b>	<b>149**</b>	<b>0.72**</b>	<b>9.39-6.48**</b>	<b>413</b>	<b>950</b>
	<b>Pred. Limit*</b>	<b>NC</b>	<b>NC</b>	<b>431.2</b>	<b>0.87</b>	<b>NC</b>	<b>NC</b>	<b>1,060</b>
	9/6/2017	1.8	59	<b>310</b>	0.51	8.98	240	890
	11/14/2017	2.6	160	<b>270</b>	0.51	8.1	290	910
	5/1/2018	1.7	49	<b>200</b>	0.52	7.81	<b>430</b>	820
	7/25/2018 R	NA	NA	NA	NA	7.81	320	NA
	10/2/2018	2.1	49	<b>170</b>	0.55	8.09	270	820
	5/29/2019	1.5	48	<b>280</b>	0.29	8.90	150	750
	12/6/2019	2.0	38	140	0.46	8.65	160	630
	5/26/2020	1.3	55	<b>320</b>	0.32	8.66	140	720
11/3/2020	2.0	43	<b>240</b>	0.55	8.64	180	750	

Notes: All units are in mg/l except pH is in standard units.

\* - Intrawell Prediction Limit. All others are interwell comparisons.

\*\* - Based on pooled background from MW-5/MW-6. All others based on MW-6 as background.

*Italics Date* - First round of Detection Monitoring and resample after statistical background establishment.

NC - Not calculated.

**BOLD** - Potential statistically significant increase relative to interwell Prediction Limit.

**BOLD** - Potential statistically significant increase relative to intrawell Prediction Limit.

**BOLD** - Above both interwell and intrawell Prediction Limits

NA - Not analyzed. No confirmation resample required.

R - Resample

F1 - MS and/or MSD Recovery outside of limits.

Table 4. Semi-Annual Detection Monitoring Statistical Comparisons - Appendix III Groundwater Analytical Results 2020 and Confirmatory Resampling - Midwest Generation, LLC, Will County Station, Romeoville, IL.

Well	Date	Boron	Calcium	Chloride	Fluoride	pH	Sulfate	Total Dissolved Solids	
MW-10 down-gradient	11/10/2015	3.9	140	140	0.77	7.34	310	980	
	2/16/2016	3.6	150	240	0.79	7.29	290	950	
	5/25/2016	3.6	120	140	0.83	7.26	260	1,000	
	8/10/2016	4.3	150	120	0.78	7.22	230	970	
	10/26/2016	3.0	160	74	0.52	7.30	220	1,000	
	2/2/2017	3.7	180	81	0.54	7.16	160	930	
	5/10/2017	3.0	150	100	0.44	7.83	340	860	
	6/27/2017	2.8	130	110	0.67	7.49	250	930	
	<b>Pred. Limit</b>	<b>4.26</b>	<b>275**</b>	<b>149**</b>	<b>0.72**</b>	<b>9.39-6.48**</b>	<b>413</b>	<b>950</b>	
	<b>Pred. Limit*</b>	NC	NC	<b>262.2</b>	<b>1.06</b>	NC	NC	<b>1,074</b>	
	9/7/2017	2.8	120	120	<b>0.77</b>	7.37	290	920	
	11/15/2017	4.1	140	120	<b>0.77</b>	7.10	270	<b>1,000</b>	
	5/1/2018	3.2	150	130	0.65	7.31	280	<b>990</b>	
	10/3/2018	2.5	110	140	<b>0.89</b>	7.60	200	860	
	5/29/2019	2.8	100	140	<b>0.82</b>	7.53	260	860	
	12/5/2019	3.7	120	110	<b>0.93</b>	7.21	190	940	
	5/27/2020	2.3	100	<b>170</b>	<b>0.90</b>	7.29	280	850	
11/3/2020	3.7	130	<b>140</b>	<b>0.87</b>	7.02	180	920		
MW-11 down-gradient	11/10/2015	2.6	120	89	0.61	7.60	180	620	
	2/16/2016	3.0	100	88	0.68	7.47	170	640	
	5/25/2016	2.8	82	98	0.75	7.43	170	640	
	8/10/2016	3.1	96	86	0.72	7.57	150	660	
	10/26/2016	2.5	110	67	0.53	7.82	120	630	
	2/1/2017	3.9	110	72	0.65	7.54	110	600	
	5/10/2017	3.1	95	84	0.46	8.37	170	590	
	6/27/2017	2.8	87	90	0.59	7.57	150	680	
	<b>Pred. Limit</b>	<b>4.26</b>	<b>275**</b>	<b>149**</b>	<b>0.72**</b>	<b>9.39-6.48**</b>	<b>413</b>	<b>950</b>	
	<b>Pred. Limit*</b>	NC	NC	<b>110.6</b>	<b>0.88</b>	NC	NC	<b>710</b>	
	9/7/2017	2.8	90	94	0.58	7.40	150	<b>730</b>	
	11/15/2017	2.9	96	100	0.65	7.41	160	<b>750</b>	
	5/3/2018	3.8	73	110	0.69	6.74	190	670	
	10/3/2018	3.1	78	110	0.66	7.65	120	680	
	5/29/2019	2.2	86	110	0.49	7.55	120	610	
	12/5/2019	2.5	100	80	0.55	7.26	91	600	
	5/26/2020	2.3	89	100	0.54	7.4	90	540	
11/3/2020	4.3	85	<b>140</b>	0.72	7.17	68	710		
MW-12 down-gradient	11/10/2015	2.3	150	160	0.59	7.44	290	1,000	
	2/16/2016	1.8	130	140	0.52	7.38	220	850	
	5/25/2016	1.9	130	150	0.54	7.23	250	890	
	8/10/2016	2.4	170	140	0.49	7.20	280	1000	
	10/26/2016	2.6	140	120	0.49	7.44	220	980	
	2/1/2017	2.0	160	120	0.48	7.30	150	900	
	5/10/2017	2.3	200	240	0.30	7.65	260	1,300	
	6/27/2017	2.4	180	280	0.44	7.31	260	1,300	
	<b>Pred. Limit</b>	<b>4.26</b>	<b>275**</b>	<b>149**</b>	<b>0.72**</b>	<b>9.39-6.48**</b>	<b>413</b>	<b>950</b>	
	<b>Pred. Limit*</b>	NC	NC	<b>338.8</b>	<b>0.71</b>	NC	NC	<b>1,519</b>	
	9/6/2017	2.6	190	<b>270</b>	0.49	7.26	260	<b>1,400</b>	
	11/15/2017	1.7	55	<b>200</b>	0.47	6.90	250	<b>1,200</b>	
	5/3/2018	1.8	140	<b>170</b>	0.47	6.60	170	<b>960</b>	
	10/2/2018	F1	2.2	150	<b>160</b>	0.49	7.30	170	<b>1,100</b>
	5/29/2019	1.9	140	140	0.42	7.23	190	930	
	12/5/2019	2.1	140	71	0.53	7.02	110	820	
	5/22/2020	1.9	180	120	0.4	6.95	140	<b>1,100</b>	
11/3/2020	2.2	160	<b>190</b>	0.52	7.27	160	<b>1,000</b>		

Notes: All units are in mg/l except pH is in standard units.

\* - Intrawell Prediction Limit. All others are interwell comparisons.

\*\* - Based on pooled background from MW-5/MW-6. All others based on MW-6 as background.

*Italics Date* - First round of Detection Monitoring and resample after statistical background establishment.

NC - Not calculated.

**BOLD** - Potential statistically significant increase relative to interwell Prediction Limit.

**BOLD** - Potential statistically significant increase relative to intrawell Prediction Limit.

**BOLD** - Above both interwell and intrawell Prediction Limits

NA - Not analyzed. No confirmation resample required.

R - Resample

F1 - MS and/or MSD Recovery outside of limits.

**APPENDIX A**  
**Analytical Data Packages**

## ANALYTICAL REPORT

Eurofins TestAmerica, Chicago  
2417 Bond Street  
University Park, IL 60484  
Tel: (708)534-5200

Laboratory Job ID: 500-182493-1  
Client Project/Site: Will County CCR

For:  
KPRG and Associates, Inc.  
14665 West Lisbon Road,  
Suite 1A  
Brookfield, Wisconsin 53005

Attn: Richard Gnat



Authorized for release by:  
6/11/2020 1:22:07 PM

Diana Mockler, Project Manager I  
(219)252-7570  
[diana.mockler@testamericainc.com](mailto:diana.mockler@testamericainc.com)

### LINKS

Review your project  
results through  
**TotalAccess**

Have a Question?



Visit us at:  
[www.eurofinsus.com/Env](http://www.eurofinsus.com/Env)

*This report has been electronically signed and authorized by the signatory. Electronic signature is intended to be the legally binding equivalent of a traditionally handwritten signature.*

*Results relate only to the items tested and the sample(s) as received by the laboratory.*



# Table of Contents

Cover Page . . . . .	1
Table of Contents . . . . .	2
Case Narrative . . . . .	3
Method Summary . . . . .	4
Sample Summary . . . . .	5
Client Sample Results . . . . .	6
Definitions . . . . .	13
QC Association . . . . .	14
QC Sample Results . . . . .	17
Chain of Custody . . . . .	22
Receipt Checklists . . . . .	26
Chronicle . . . . .	28

# Case Narrative

Client: KPRG and Associates, Inc.  
Project/Site: Will County CCR

Job ID: 500-182493-1

---

## Job ID: 500-182493-1

---

Laboratory: Eurofins TestAmerica, Chicago

### Narrative

---

#### Job Narrative 500-182493-1

### Comments

No additional comments.

### Receipt

The samples were received on 5/22/2020 2:53 PM; the samples arrived in good condition, properly preserved and, where required, on ice. The temperatures of the 4 coolers at receipt time were 4.5° C, 5.3° C, 5.5° C and 5.9° C.

### Metals

No analytical or quality issues were noted, other than those described in the Definitions/Glossary page.

### General Chemistry

Method SM 4500 SO4 E: The following samples were diluted to bring the concentration of target analytes within the calibration range: MW-05 (500-182493-1), MW-06 (500-182493-2), MW-12 (500-182493-3) and Dup (500-182493-4). Elevated reporting limits (RLs) are provided.

No additional analytical or quality issues were noted, other than those described above or in the Definitions/Glossary page.

# Method Summary

Client: KPRG and Associates, Inc.  
Project/Site: Will County CCR

Job ID: 500-182493-1

Method	Method Description	Protocol	Laboratory
6020A	Metals (ICP/MS)	SW846	TAL CHI
SM 2540C	Solids, Total Dissolved (TDS)	SM	TAL CHI
SM 4500 Cl- E	Chloride, Total	SM	TAL CHI
SM 4500 F C	Fluoride	SM	TAL CHI
SM 4500 SO4 E	Sulfate, Total	SM	TAL CHI
SM 4500 SO4 E	Sulfate, Total	SM	TAL PEN
3005A	Preparation, Total Recoverable or Dissolved Metals	SW846	TAL CHI

#### Protocol References:

SM = "Standard Methods For The Examination Of Water And Wastewater"

SW846 = "Test Methods For Evaluating Solid Waste, Physical/Chemical Methods", Third Edition, November 1986 And Its Updates.

#### Laboratory References:

TAL CHI = Eurofins TestAmerica, Chicago, 2417 Bond Street, University Park, IL 60484, TEL (708)534-5200

TAL PEN = Eurofins TestAmerica, Pensacola, 3355 McLemore Drive, Pensacola, FL 32514, TEL (850)474-1001

# Sample Summary

Client: KPRG and Associates, Inc.  
Project/Site: Will County CCR

Job ID: 500-182493-1

Lab Sample ID	Client Sample ID	Matrix	Collected	Received	Asset ID
500-182493-1	MW-05	Water	05/22/20 12:41	05/22/20 14:53	
500-182493-2	MW-06	Water	05/22/20 10:01	05/22/20 14:53	
500-182493-3	MW-12	Water	05/22/20 11:02	05/22/20 14:53	
500-182493-4	Dup	Water	05/22/20 12:41	05/22/20 14:53	
500-182493-5	MW-09	Water	05/26/20 15:31	05/27/20 09:00	
500-182493-6	MW-11	Water	05/26/20 12:34	05/27/20 09:00	
500-182493-7	MW-10	Water	05/27/20 11:32	05/28/20 10:21	

# Client Sample Results

Client: KPRG and Associates, Inc.  
Project/Site: Will County CCR

Job ID: 500-182493-1

**Client Sample ID: MW-05**

**Lab Sample ID: 500-182493-1**

Date Collected: 05/22/20 12:41

Matrix: Water

Date Received: 05/22/20 14:53

**Method: 6020A - Metals (ICP/MS) - Total Recoverable**

Analyte	Result	Qualifier	RL	MDL	Unit	D	Prepared	Analyzed	Dil Fac
Boron	4.5		1.0		mg/L		05/26/20 06:38	06/04/20 17:19	20
Calcium	52		4.0		mg/L		05/26/20 06:38	06/04/20 17:19	20

**General Chemistry**

Analyte	Result	Qualifier	RL	MDL	Unit	D	Prepared	Analyzed	Dil Fac
Total Dissolved Solids	870		10		mg/L			05/23/20 01:02	1
Chloride	70		10		mg/L			06/05/20 16:21	5
Fluoride	0.59		0.10		mg/L			06/09/20 16:35	1
Sulfate	300		100		mg/L			05/28/20 14:47	20



# Client Sample Results

Client: KPRG and Associates, Inc.  
Project/Site: Will County CCR

Job ID: 500-182493-1

**Client Sample ID: MW-06**

**Lab Sample ID: 500-182493-2**

Date Collected: 05/22/20 10:01

Matrix: Water

Date Received: 05/22/20 14:53

## Method: 6020A - Metals (ICP/MS) - Total Recoverable

Analyte	Result	Qualifier	RL	MDL	Unit	D	Prepared	Analyzed	Dil Fac
Boron	3.4		0.50		mg/L		05/26/20 06:38	06/04/20 17:23	10
Calcium	98		2.0		mg/L		05/26/20 06:38	06/04/20 17:23	10

## General Chemistry

Analyte	Result	Qualifier	RL	MDL	Unit	D	Prepared	Analyzed	Dil Fac
Total Dissolved Solids	710		10		mg/L			05/23/20 01:05	1
Chloride	56		10		mg/L			06/05/20 16:06	5
Fluoride	0.31		0.10		mg/L			06/09/20 16:38	1
Sulfate	180		100		mg/L			05/28/20 14:47	20

# Client Sample Results

Client: KPRG and Associates, Inc.  
Project/Site: Will County CCR

Job ID: 500-182493-1

**Client Sample ID: MW-12**

**Lab Sample ID: 500-182493-3**

Date Collected: 05/22/20 11:02

Matrix: Water

Date Received: 05/22/20 14:53

**Method: 6020A - Metals (ICP/MS) - Total Recoverable**

Analyte	Result	Qualifier	RL	MDL	Unit	D	Prepared	Analyzed	Dil Fac
Boron	1.9		0.50		mg/L		05/26/20 06:38	06/04/20 17:26	10
Calcium	180		2.0		mg/L		05/26/20 06:38	06/04/20 17:26	10

**General Chemistry**

Analyte	Result	Qualifier	RL	MDL	Unit	D	Prepared	Analyzed	Dil Fac
Total Dissolved Solids	1100		10		mg/L			05/23/20 01:07	1
Chloride	120		10		mg/L			06/05/20 16:06	5
Fluoride	0.40		0.10		mg/L			06/09/20 16:41	1
Sulfate	140		100		mg/L			05/28/20 14:47	20



# Client Sample Results

Client: KPRG and Associates, Inc.  
Project/Site: Will County CCR

Job ID: 500-182493-1

**Client Sample ID: Dup**

**Lab Sample ID: 500-182493-4**

Date Collected: 05/22/20 12:41

Matrix: Water

Date Received: 05/22/20 14:53

**Method: 6020A - Metals (ICP/MS) - Total Recoverable**

Analyte	Result	Qualifier	RL	MDL	Unit	D	Prepared	Analyzed	Dil Fac
Boron	4.4		0.50		mg/L		05/26/20 06:38	06/04/20 17:30	10
Calcium	60		2.0		mg/L		05/26/20 06:38	06/04/20 17:30	10

**General Chemistry**

Analyte	Result	Qualifier	RL	MDL	Unit	D	Prepared	Analyzed	Dil Fac
Total Dissolved Solids	880		10		mg/L			05/23/20 01:10	1
Chloride	84		10		mg/L			06/05/20 16:06	5
Fluoride	0.69		0.10		mg/L			06/09/20 16:44	1
Sulfate	270		100		mg/L			05/28/20 14:47	20



# Client Sample Results

Client: KPRG and Associates, Inc.  
Project/Site: Will County CCR

Job ID: 500-182493-1

**Client Sample ID: MW-09**

**Lab Sample ID: 500-182493-5**

Date Collected: 05/26/20 15:31

Matrix: Water

Date Received: 05/27/20 09:00

**Method: 6020A - Metals (ICP/MS) - Total Recoverable**

Analyte	Result	Qualifier	RL	MDL	Unit	D	Prepared	Analyzed	Dil Fac
Boron	1.3		0.50		mg/L		05/27/20 17:35	06/05/20 12:20	10
Calcium	55		0.20		mg/L		05/27/20 17:35	05/29/20 15:53	1

**General Chemistry**

Analyte	Result	Qualifier	RL	MDL	Unit	D	Prepared	Analyzed	Dil Fac
Total Dissolved Solids	720		10		mg/L			05/28/20 01:46	1
Chloride	320		40		mg/L			06/05/20 16:06	20
Fluoride	0.32		0.10		mg/L			06/09/20 16:48	1
Sulfate	140		25		mg/L			06/04/20 15:01	5



# Client Sample Results

Client: KPRG and Associates, Inc.  
Project/Site: Will County CCR

Job ID: 500-182493-1

**Client Sample ID: MW-11**  
Date Collected: 05/26/20 12:34  
Date Received: 05/27/20 09:00

**Lab Sample ID: 500-182493-6**  
Matrix: Water

**Method: 6020A - Metals (ICP/MS) - Total Recoverable**

Analyte	Result	Qualifier	RL	MDL	Unit	D	Prepared	Analyzed	Dil Fac
Boron	2.3		0.50		mg/L		05/27/20 17:35	06/05/20 12:39	10
Calcium	89		0.20		mg/L		05/27/20 17:35	05/29/20 16:02	1

**General Chemistry**

Analyte	Result	Qualifier	RL	MDL	Unit	D	Prepared	Analyzed	Dil Fac
Total Dissolved Solids	540		10		mg/L			05/28/20 01:49	1
Chloride	100		10		mg/L			06/05/20 16:07	5
Fluoride	0.54		0.10		mg/L			06/09/20 17:01	1
Sulfate	90		25		mg/L			06/04/20 15:02	5



# Client Sample Results

Client: KPRG and Associates, Inc.  
Project/Site: Will County CCR

Job ID: 500-182493-1

**Client Sample ID: MW-10**  
Date Collected: 05/27/20 11:32  
Date Received: 05/28/20 10:21

**Lab Sample ID: 500-182493-7**  
Matrix: Water

**Method: 6020A - Metals (ICP/MS) - Total Recoverable**

Analyte	Result	Qualifier	RL	MDL	Unit	D	Prepared	Analyzed	Dil Fac
Boron	2.3		0.50		mg/L		05/29/20 06:51	06/04/20 18:36	10
Calcium	100		2.0		mg/L		05/29/20 06:51	06/04/20 18:36	10

**General Chemistry**

Analyte	Result	Qualifier	RL	MDL	Unit	D	Prepared	Analyzed	Dil Fac
Total Dissolved Solids	850		10		mg/L			05/28/20 22:46	1
Chloride	170		10		mg/L			06/05/20 16:07	5
Fluoride	0.90		0.10		mg/L			06/09/20 17:04	1
Sulfate	280		100		mg/L			06/04/20 15:08	20



# Definitions/Glossary

Client: KPRG and Associates, Inc.  
Project/Site: Will County CCR

Job ID: 500-182493-1

## Qualifiers

### Metals

Qualifier	Qualifier Description
4	MS, MSD: The analyte present in the original sample is greater than 4 times the matrix spike concentration; therefore, control limits are not applicable.

## Glossary

Abbreviation	These commonly used abbreviations may or may not be present in this report.
▫	Listed under the "D" column to designate that the result is reported on a dry weight basis
%R	Percent Recovery
CFL	Contains Free Liquid
CNF	Contains No Free Liquid
DER	Duplicate Error Ratio (normalized absolute difference)
Dil Fac	Dilution Factor
DL	Detection Limit (DoD/DOE)
DL, RA, RE, IN	Indicates a Dilution, Re-analysis, Re-extraction, or additional Initial metals/anion analysis of the sample
DLC	Decision Level Concentration (Radiochemistry)
EDL	Estimated Detection Limit (Dioxin)
LOD	Limit of Detection (DoD/DOE)
LOQ	Limit of Quantitation (DoD/DOE)
MDA	Minimum Detectable Activity (Radiochemistry)
MDC	Minimum Detectable Concentration (Radiochemistry)
MDL	Method Detection Limit
ML	Minimum Level (Dioxin)
MQL	Method Quantitation Limit
NC	Not Calculated
ND	Not Detected at the reporting limit (or MDL or EDL if shown)
PQL	Practical Quantitation Limit
QC	Quality Control
RER	Relative Error Ratio (Radiochemistry)
RL	Reporting Limit or Requested Limit (Radiochemistry)
RPD	Relative Percent Difference, a measure of the relative difference between two points
TEF	Toxicity Equivalent Factor (Dioxin)
TEQ	Toxicity Equivalent Quotient (Dioxin)

# QC Association Summary

Client: KPRG and Associates, Inc.  
Project/Site: Will County CCR

Job ID: 500-182493-1

## Metals

### Prep Batch: 544222

Lab Sample ID	Client Sample ID	Prep Type	Matrix	Method	Prep Batch
500-182493-1	MW-05	Total Recoverable	Water	3005A	
500-182493-2	MW-06	Total Recoverable	Water	3005A	
500-182493-3	MW-12	Total Recoverable	Water	3005A	
500-182493-4	Dup	Total Recoverable	Water	3005A	
MB 500-544222/1-A	Method Blank	Total Recoverable	Water	3005A	
LCS 500-544222/2-A	Lab Control Sample	Total Recoverable	Water	3005A	
LCSD 500-544222/3-A	Lab Control Sample Dup	Total Recoverable	Water	3005A	

### Prep Batch: 544610

Lab Sample ID	Client Sample ID	Prep Type	Matrix	Method	Prep Batch
500-182493-5	MW-09	Total Recoverable	Water	3005A	
500-182493-6	MW-11	Total Recoverable	Water	3005A	
MB 500-544610/1-A	Method Blank	Total Recoverable	Water	3005A	
LCS 500-544610/2-A	Lab Control Sample	Total Recoverable	Water	3005A	
500-182493-5 MS	MW-09	Total Recoverable	Water	3005A	
500-182493-5 MSD	MW-09	Total Recoverable	Water	3005A	
500-182493-5 DU	MW-09	Total Recoverable	Water	3005A	

### Prep Batch: 544931

Lab Sample ID	Client Sample ID	Prep Type	Matrix	Method	Prep Batch
500-182493-7	MW-10	Total Recoverable	Water	3005A	
MB 500-544931/1-A	Method Blank	Total Recoverable	Water	3005A	
LCS 500-544931/2-A	Lab Control Sample	Total Recoverable	Water	3005A	

### Analysis Batch: 545254

Lab Sample ID	Client Sample ID	Prep Type	Matrix	Method	Prep Batch
500-182493-5	MW-09	Total Recoverable	Water	6020A	544610
500-182493-6	MW-11	Total Recoverable	Water	6020A	544610
MB 500-544610/1-A	Method Blank	Total Recoverable	Water	6020A	544610
LCS 500-544610/2-A	Lab Control Sample	Total Recoverable	Water	6020A	544610
500-182493-5 MS	MW-09	Total Recoverable	Water	6020A	544610
500-182493-5 MSD	MW-09	Total Recoverable	Water	6020A	544610
500-182493-5 DU	MW-09	Total Recoverable	Water	6020A	544610

### Analysis Batch: 546160

Lab Sample ID	Client Sample ID	Prep Type	Matrix	Method	Prep Batch
500-182493-1	MW-05	Total Recoverable	Water	6020A	544222
500-182493-2	MW-06	Total Recoverable	Water	6020A	544222
500-182493-3	MW-12	Total Recoverable	Water	6020A	544222
500-182493-4	Dup	Total Recoverable	Water	6020A	544222
500-182493-7	MW-10	Total Recoverable	Water	6020A	544931
MB 500-544222/1-A	Method Blank	Total Recoverable	Water	6020A	544222
MB 500-544931/1-A	Method Blank	Total Recoverable	Water	6020A	544931
LCS 500-544222/2-A	Lab Control Sample	Total Recoverable	Water	6020A	544222
LCS 500-544931/2-A	Lab Control Sample	Total Recoverable	Water	6020A	544931
LCSD 500-544222/3-A	Lab Control Sample Dup	Total Recoverable	Water	6020A	544222

### Analysis Batch: 546193

Lab Sample ID	Client Sample ID	Prep Type	Matrix	Method	Prep Batch
500-182493-5	MW-09	Total Recoverable	Water	6020A	544610
500-182493-6	MW-11	Total Recoverable	Water	6020A	544610

Eurofins TestAmerica, Chicago

# QC Association Summary

Client: KPRG and Associates, Inc.  
Project/Site: Will County CCR

Job ID: 500-182493-1

## Metals (Continued)

### Analysis Batch: 546193 (Continued)

Lab Sample ID	Client Sample ID	Prep Type	Matrix	Method	Prep Batch
MB 500-544610/1-A	Method Blank	Total Recoverable	Water	6020A	544610
LCS 500-544610/2-A	Lab Control Sample	Total Recoverable	Water	6020A	544610
500-182493-5 MS	MW-09	Total Recoverable	Water	6020A	544610
500-182493-5 MSD	MW-09	Total Recoverable	Water	6020A	544610
500-182493-5 DU	MW-09	Total Recoverable	Water	6020A	544610

## General Chemistry

### Analysis Batch: 490726

Lab Sample ID	Client Sample ID	Prep Type	Matrix	Method	Prep Batch
500-182493-1	MW-05	Total/NA	Water	SM 4500 SO4 E	
500-182493-2	MW-06	Total/NA	Water	SM 4500 SO4 E	
500-182493-3	MW-12	Total/NA	Water	SM 4500 SO4 E	
500-182493-4	Dup	Total/NA	Water	SM 4500 SO4 E	
MB 400-490726/6	Method Blank	Total/NA	Water	SM 4500 SO4 E	
LCS 400-490726/7	Lab Control Sample	Total/NA	Water	SM 4500 SO4 E	
MRL 400-490726/3	Lab Control Sample	Total/NA	Water	SM 4500 SO4 E	

### Analysis Batch: 544145

Lab Sample ID	Client Sample ID	Prep Type	Matrix	Method	Prep Batch
500-182493-1	MW-05	Total/NA	Water	SM 2540C	
500-182493-2	MW-06	Total/NA	Water	SM 2540C	
500-182493-3	MW-12	Total/NA	Water	SM 2540C	
500-182493-4	Dup	Total/NA	Water	SM 2540C	
MB 500-544145/1	Method Blank	Total/NA	Water	SM 2540C	
LCS 500-544145/2	Lab Control Sample	Total/NA	Water	SM 2540C	

### Analysis Batch: 544661

Lab Sample ID	Client Sample ID	Prep Type	Matrix	Method	Prep Batch
500-182493-5	MW-09	Total/NA	Water	SM 2540C	
500-182493-6	MW-11	Total/NA	Water	SM 2540C	
MB 500-544661/1	Method Blank	Total/NA	Water	SM 2540C	
LCS 500-544661/2	Lab Control Sample	Total/NA	Water	SM 2540C	

### Analysis Batch: 544911

Lab Sample ID	Client Sample ID	Prep Type	Matrix	Method	Prep Batch
500-182493-7	MW-10	Total/NA	Water	SM 2540C	
MB 500-544911/1	Method Blank	Total/NA	Water	SM 2540C	
LCS 500-544911/2	Lab Control Sample	Total/NA	Water	SM 2540C	
500-182493-7 DU	MW-10	Total/NA	Water	SM 2540C	

### Analysis Batch: 545969

Lab Sample ID	Client Sample ID	Prep Type	Matrix	Method	Prep Batch
500-182493-5	MW-09	Total/NA	Water	SM 4500 SO4 E	
500-182493-6	MW-11	Total/NA	Water	SM 4500 SO4 E	
500-182493-7	MW-10	Total/NA	Water	SM 4500 SO4 E	
MB 500-545969/60	Method Blank	Total/NA	Water	SM 4500 SO4 E	
LCS 500-545969/61	Lab Control Sample	Total/NA	Water	SM 4500 SO4 E	

# QC Association Summary

Client: KPRG and Associates, Inc.  
Project/Site: Will County CCR

Job ID: 500-182493-1

## General Chemistry

### Analysis Batch: 546379

Lab Sample ID	Client Sample ID	Prep Type	Matrix	Method	Prep Batch
500-182493-1	MW-05	Total/NA	Water	SM 4500 Cl- E	
500-182493-2	MW-06	Total/NA	Water	SM 4500 Cl- E	
500-182493-3	MW-12	Total/NA	Water	SM 4500 Cl- E	
500-182493-4	Dup	Total/NA	Water	SM 4500 Cl- E	
500-182493-5	MW-09	Total/NA	Water	SM 4500 Cl- E	
500-182493-6	MW-11	Total/NA	Water	SM 4500 Cl- E	
500-182493-7	MW-10	Total/NA	Water	SM 4500 Cl- E	
MB 500-546379/49	Method Blank	Total/NA	Water	SM 4500 Cl- E	
LCS 500-546379/54	Lab Control Sample	Total/NA	Water	SM 4500 Cl- E	

### Analysis Batch: 546770

Lab Sample ID	Client Sample ID	Prep Type	Matrix	Method	Prep Batch
500-182493-1	MW-05	Total/NA	Water	SM 4500 F C	
500-182493-2	MW-06	Total/NA	Water	SM 4500 F C	
500-182493-3	MW-12	Total/NA	Water	SM 4500 F C	
500-182493-4	Dup	Total/NA	Water	SM 4500 F C	
500-182493-5	MW-09	Total/NA	Water	SM 4500 F C	
500-182493-6	MW-11	Total/NA	Water	SM 4500 F C	
500-182493-7	MW-10	Total/NA	Water	SM 4500 F C	
MB 500-546770/3	Method Blank	Total/NA	Water	SM 4500 F C	
LCS 500-546770/4	Lab Control Sample	Total/NA	Water	SM 4500 F C	

# QC Sample Results

Client: KPRG and Associates, Inc.  
Project/Site: Will County CCR

Job ID: 500-182493-1

## Method: 6020A - Metals (ICP/MS)

**Lab Sample ID: MB 500-544222/1-A**  
**Matrix: Water**  
**Analysis Batch: 546160**

**Client Sample ID: Method Blank**  
**Prep Type: Total Recoverable**  
**Prep Batch: 544222**

Analyte	MB Result	MB Qualifier	RL	MDL	Unit	D	Prepared	Analyzed	Dil Fac
Boron	<0.050		0.050		mg/L		05/26/20 06:38	06/04/20 17:08	1
Calcium	<0.20		0.20		mg/L		05/26/20 06:38	06/04/20 17:08	1

**Lab Sample ID: LCS 500-544222/2-A**  
**Matrix: Water**  
**Analysis Batch: 546160**

**Client Sample ID: Lab Control Sample**  
**Prep Type: Total Recoverable**  
**Prep Batch: 544222**

Analyte	Spike Added	LCS Result	LCS Qualifier	Unit	D	%Rec	%Rec. Limits
Boron	1.00	1.05		mg/L		105	80 - 120
Calcium	10.0	10.6		mg/L		106	80 - 120

**Lab Sample ID: LCSD 500-544222/3-A**  
**Matrix: Water**  
**Analysis Batch: 546160**

**Client Sample ID: Lab Control Sample Dup**  
**Prep Type: Total Recoverable**  
**Prep Batch: 544222**

Analyte	Spike Added	LCSD Result	LCSD Qualifier	Unit	D	%Rec	%Rec. Limits	RPD	RPD Limit
Boron	1.00	1.07		mg/L		107	80 - 120	1	20
Calcium	10.0	10.3		mg/L		103	80 - 120	3	20

**Lab Sample ID: MB 500-544610/1-A**  
**Matrix: Water**  
**Analysis Batch: 545254**

**Client Sample ID: Method Blank**  
**Prep Type: Total Recoverable**  
**Prep Batch: 544610**

Analyte	MB Result	MB Qualifier	RL	MDL	Unit	D	Prepared	Analyzed	Dil Fac
Calcium	<0.20		0.20		mg/L		05/27/20 17:35	05/29/20 15:49	1

**Lab Sample ID: MB 500-544610/1-A**  
**Matrix: Water**  
**Analysis Batch: 546193**

**Client Sample ID: Method Blank**  
**Prep Type: Total Recoverable**  
**Prep Batch: 544610**

Analyte	MB Result	MB Qualifier	RL	MDL	Unit	D	Prepared	Analyzed	Dil Fac
Boron	<0.050		0.050		mg/L		05/27/20 17:35	06/05/20 12:13	1

**Lab Sample ID: LCS 500-544610/2-A**  
**Matrix: Water**  
**Analysis Batch: 545254**

**Client Sample ID: Lab Control Sample**  
**Prep Type: Total Recoverable**  
**Prep Batch: 544610**

Analyte	Spike Added	LCS Result	LCS Qualifier	Unit	D	%Rec	%Rec. Limits
Calcium	10.0	11.9		mg/L		119	80 - 120

**Lab Sample ID: LCS 500-544610/2-A**  
**Matrix: Water**  
**Analysis Batch: 546193**

**Client Sample ID: Lab Control Sample**  
**Prep Type: Total Recoverable**  
**Prep Batch: 544610**

Analyte	Spike Added	LCS Result	LCS Qualifier	Unit	D	%Rec	%Rec. Limits
Boron	1.00	0.946		mg/L		95	80 - 120

# QC Sample Results

Client: KPRG and Associates, Inc.  
Project/Site: Will County CCR

Job ID: 500-182493-1

## Method: 6020A - Metals (ICP/MS) (Continued)

**Lab Sample ID: 500-182493-5 MS**  
**Matrix: Water**  
**Analysis Batch: 545254**

**Client Sample ID: MW-09**  
**Prep Type: Total Recoverable**  
**Prep Batch: 544610**

Analyte	Sample Result	Sample Qualifier	Spike Added	MS Result	MS Qualifier	Unit	D	%Rec	Limits
Calcium	55		10.0	64.1	4	mg/L		89	75 - 125

**Lab Sample ID: 500-182493-5 MS**  
**Matrix: Water**  
**Analysis Batch: 546193**

**Client Sample ID: MW-09**  
**Prep Type: Total Recoverable**  
**Prep Batch: 544610**

Analyte	Sample Result	Sample Qualifier	Spike Added	MS Result	MS Qualifier	Unit	D	%Rec	Limits
Boron	1.3		1.00	2.14		mg/L		81	75 - 125

**Lab Sample ID: 500-182493-5 MSD**  
**Matrix: Water**  
**Analysis Batch: 545254**

**Client Sample ID: MW-09**  
**Prep Type: Total Recoverable**  
**Prep Batch: 544610**

Analyte	Sample Result	Sample Qualifier	Spike Added	MSD Result	MSD Qualifier	Unit	D	%Rec	Limits	RPD	Limit
Calcium	55		10.0	64.5	4	mg/L		92	75 - 125	1	20

**Lab Sample ID: 500-182493-5 MSD**  
**Matrix: Water**  
**Analysis Batch: 546193**

**Client Sample ID: MW-09**  
**Prep Type: Total Recoverable**  
**Prep Batch: 544610**

Analyte	Sample Result	Sample Qualifier	Spike Added	MSD Result	MSD Qualifier	Unit	D	%Rec	Limits	RPD	Limit
Boron	1.3		1.00	2.25		mg/L		92	75 - 125	5	20

**Lab Sample ID: 500-182493-5 DU**  
**Matrix: Water**  
**Analysis Batch: 545254**

**Client Sample ID: MW-09**  
**Prep Type: Total Recoverable**  
**Prep Batch: 544610**

Analyte	Sample Result	Sample Qualifier	DU Result	DU Qualifier	Unit	D	RPD	Limit
Calcium	55		54.8		mg/L		0.8	20

**Lab Sample ID: 500-182493-5 DU**  
**Matrix: Water**  
**Analysis Batch: 546193**

**Client Sample ID: MW-09**  
**Prep Type: Total Recoverable**  
**Prep Batch: 544610**

Analyte	Sample Result	Sample Qualifier	DU Result	DU Qualifier	Unit	D	RPD	Limit
Boron	1.3		1.30		mg/L		2	20

**Lab Sample ID: MB 500-544931/1-A**  
**Matrix: Water**  
**Analysis Batch: 546160**

**Client Sample ID: Method Blank**  
**Prep Type: Total Recoverable**  
**Prep Batch: 544931**

Analyte	MB Result	MB Qualifier	RL	MDL	Unit	D	Prepared	Analyzed	Dil Fac
Boron	<0.050		0.050		mg/L		05/29/20 06:51	06/04/20 18:21	1
Calcium	<0.20		0.20		mg/L		05/29/20 06:51	06/04/20 18:21	1

# QC Sample Results

Client: KPRG and Associates, Inc.  
Project/Site: Will County CCR

Job ID: 500-182493-1

## Method: 6020A - Metals (ICP/MS) (Continued)

**Lab Sample ID: LCS 500-544931/2-A**  
**Matrix: Water**  
**Analysis Batch: 546160**

**Client Sample ID: Lab Control Sample**  
**Prep Type: Total Recoverable**  
**Prep Batch: 544931**  
**%Rec.**

Analyte	Spike Added	LCS Result	LCS Qualifier	Unit	D	%Rec	Limits
Boron	1.00	0.957		mg/L		96	80 - 120
Calcium	10.0	9.96		mg/L		100	80 - 120

## Method: SM 2540C - Solids, Total Dissolved (TDS)

**Lab Sample ID: MB 500-544145/1**  
**Matrix: Water**  
**Analysis Batch: 544145**

**Client Sample ID: Method Blank**  
**Prep Type: Total/NA**

Analyte	MB Result	MB Qualifier	RL	MDL	Unit	D	Prepared	Analyzed	Dil Fac
Total Dissolved Solids	<10		10		mg/L			05/23/20 00:11	1

**Lab Sample ID: LCS 500-544145/2**  
**Matrix: Water**  
**Analysis Batch: 544145**

**Client Sample ID: Lab Control Sample**  
**Prep Type: Total/NA**  
**%Rec.**

Analyte	Spike Added	LCS Result	LCS Qualifier	Unit	D	%Rec	Limits
Total Dissolved Solids	250	246		mg/L		98	80 - 120

**Lab Sample ID: MB 500-544661/1**  
**Matrix: Water**  
**Analysis Batch: 544661**

**Client Sample ID: Method Blank**  
**Prep Type: Total/NA**

Analyte	MB Result	MB Qualifier	RL	MDL	Unit	D	Prepared	Analyzed	Dil Fac
Total Dissolved Solids	<10		10		mg/L			05/28/20 01:16	1

**Lab Sample ID: LCS 500-544661/2**  
**Matrix: Water**  
**Analysis Batch: 544661**

**Client Sample ID: Lab Control Sample**  
**Prep Type: Total/NA**  
**%Rec.**

Analyte	Spike Added	LCS Result	LCS Qualifier	Unit	D	%Rec	Limits
Total Dissolved Solids	250	250		mg/L		100	80 - 120

**Lab Sample ID: MB 500-544911/1**  
**Matrix: Water**  
**Analysis Batch: 544911**

**Client Sample ID: Method Blank**  
**Prep Type: Total/NA**

Analyte	MB Result	MB Qualifier	RL	MDL	Unit	D	Prepared	Analyzed	Dil Fac
Total Dissolved Solids	<10		10		mg/L			05/28/20 22:33	1

**Lab Sample ID: LCS 500-544911/2**  
**Matrix: Water**  
**Analysis Batch: 544911**

**Client Sample ID: Lab Control Sample**  
**Prep Type: Total/NA**  
**%Rec.**

Analyte	Spike Added	LCS Result	LCS Qualifier	Unit	D	%Rec	Limits
Total Dissolved Solids	250	238		mg/L		95	80 - 120

# QC Sample Results

Client: KPRG and Associates, Inc.  
Project/Site: Will County CCR

Job ID: 500-182493-1

## Method: SM 2540C - Solids, Total Dissolved (TDS) (Continued)

Lab Sample ID: 500-182493-7 DU  
Matrix: Water  
Analysis Batch: 544911

Client Sample ID: MW-10  
Prep Type: Total/NA

Analyte	Sample Result	Sample Qualifier	DU Result	DU Qualifier	Unit	D	RPD	RPD Limit
Total Dissolved Solids	850		868		mg/L		3	5

## Method: SM 4500 Cl- E - Chloride, Total

Lab Sample ID: MB 500-546379/49  
Matrix: Water  
Analysis Batch: 546379

Client Sample ID: Method Blank  
Prep Type: Total/NA

Analyte	MB Result	MB Qualifier	RL	MDL	Unit	D	Prepared	Analyzed	Dil Fac
Chloride	<2.0		2.0		mg/L			06/05/20 16:09	1

Lab Sample ID: LCS 500-546379/54  
Matrix: Water  
Analysis Batch: 546379

Client Sample ID: Lab Control Sample  
Prep Type: Total/NA

Analyte	Spike Added	LCS Result	LCS Qualifier	Unit	D	%Rec	%Rec. Limits
Chloride	20.0	18.8		mg/L		94	85 - 115

## Method: SM 4500 F C - Fluoride

Lab Sample ID: MB 500-546770/3  
Matrix: Water  
Analysis Batch: 546770

Client Sample ID: Method Blank  
Prep Type: Total/NA

Analyte	MB Result	MB Qualifier	RL	MDL	Unit	D	Prepared	Analyzed	Dil Fac
Fluoride	<0.10		0.10		mg/L			06/09/20 15:40	1

Lab Sample ID: LCS 500-546770/4  
Matrix: Water  
Analysis Batch: 546770

Client Sample ID: Lab Control Sample  
Prep Type: Total/NA

Analyte	Spike Added	LCS Result	LCS Qualifier	Unit	D	%Rec	%Rec. Limits
Fluoride	10.0	10.8		mg/L		108	80 - 120

## Method: SM 4500 SO4 E - Sulfate, Total

Lab Sample ID: MB 400-490726/6  
Matrix: Water  
Analysis Batch: 490726

Client Sample ID: Method Blank  
Prep Type: Total/NA

Analyte	MB Result	MB Qualifier	RL	MDL	Unit	D	Prepared	Analyzed	Dil Fac
Sulfate	<5.0		5.0		mg/L			05/28/20 14:20	1

Lab Sample ID: LCS 400-490726/7  
Matrix: Water  
Analysis Batch: 490726

Client Sample ID: Lab Control Sample  
Prep Type: Total/NA

Analyte	Spike Added	LCS Result	LCS Qualifier	Unit	D	%Rec	%Rec. Limits
Sulfate	15.0	13.9		mg/L		93	90 - 110

Eurofins TestAmerica, Chicago

# QC Sample Results

Client: KPRG and Associates, Inc.  
Project/Site: Will County CCR

Job ID: 500-182493-1

## Method: SM 4500 SO4 E - Sulfate, Total (Continued)

**Lab Sample ID: MRL 400-490726/3**  
**Matrix: Water**  
**Analysis Batch: 490726**

**Client Sample ID: Lab Control Sample**  
**Prep Type: Total/NA**

Analyte	Spike Added	MRL Result	MRL Qualifier	Unit	D	%Rec	%Rec. Limits
Sulfate	5.00	<5.0		mg/L		96	50 - 150

**Lab Sample ID: MB 500-545969/60**  
**Matrix: Water**  
**Analysis Batch: 545969**

**Client Sample ID: Method Blank**  
**Prep Type: Total/NA**

Analyte	MB Result	MB Qualifier	RL	MDL	Unit	D	Prepared	Analyzed	Dil Fac
Sulfate	<5.0		5.0		mg/L			06/04/20 14:56	1

**Lab Sample ID: LCS 500-545969/61**  
**Matrix: Water**  
**Analysis Batch: 545969**

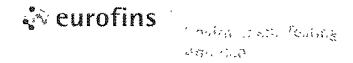
**Client Sample ID: Lab Control Sample**  
**Prep Type: Total/NA**

Analyte	Spike Added	LCS Result	LCS Qualifier	Unit	D	%Rec	%Rec. Limits
Sulfate	20.0	20.6		mg/L		103	80 - 120

**Eurofins TestAmerica, Chicago**

2417 Bond Street  
 University Park, IL 60484  
 Phone: 708-534-5200 Fax: 708-534-5211

**Chain of Custody Record**



<b>Client Information</b>		Sampler: <u>Michael Röss</u>		Lab PM: Lang, Eric A.		Carrier Tracking No(s):		COC No: 500-81733-37389.1			
Client Contact: Richard Gnat		Phone: <u>630-325-1300</u>		E-Mail: eric.lang@testamericainc.com				Page: Page 1 of 1			
Company: KPRG and Associates, Inc.					<b>Analysis Requested</b>						
Address: 14665 West Lisbon Road, Suite 1A					Job #: <u>500-182493</u>						
City: Brookfield					Due Date Requested:						
State, Zip: WI, 53005					TAT Requested (days):						
Phone: 815-671-2258(Tel) 500-182493 COC					PO #: 4502009653						
Email: richardg@kprginc.com					WO #:						
Project Name: Will County CCR Event Desc: Quarterly GW Monitoring					Project #: 50011609						
Site: Illinois					SSOW#:						
<b>Sample Identification</b>		Sample Date	Sample Time	Sample Type (C=comp, G=grab)	Matrix (W=water, S=solid, O=waste/oil, BT=Tissue, A=Air)	Field Filtered Sample (Yes or No)	Perform MS/MSD (Yes or No)	6020A - (MOD) Single Element	2540C, 4500_F_C, SM4500_CL_E, SM4500_SO4_E	Total Number of containers	Preservation Codes:
Preservation Code:						X	X	D	N	X	A - HCL B - NaOH C - Zn Acetate D - Nitric Acid E - NaHSO4 F - MeOH G - Amchlor H - Ascorbic Acid I - Ice J - DI Water K - EDTA L - EDA M - Hexane N - None O - AsNaO2 P - Na2O4S Q - Na2SO3 R - Na2S2O3 S - H2SO4 T - TSP Dodecahydrate U - Acetone V - MCAA W - pH 4-5 Z - other (specify)
MW-05		5/22/20	12:41	G	Water	M	X	X			Other:
MW-06		5/22/20	1001		Water						Special Instructions/Note:
MW-09					Water						
MW-10					Water						
MW-11					Water						
MW-12		5/22/20	11:02	G	Water	M	X	X			
Dup		5/22/20	12:41	G	Water	N	X	X			
<b>Possible Hazard Identification</b>					<b>Sample Disposal (A fee may be assessed if samples are retained longer than 1 month)</b>						
<input type="checkbox"/> Non-Hazard <input type="checkbox"/> Flammable <input type="checkbox"/> Skin Irritant <input type="checkbox"/> Poison B <input type="checkbox"/> Unknown <input type="checkbox"/> Radiological					<input type="checkbox"/> Return To Client <input type="checkbox"/> Disposal By Lab <input type="checkbox"/> Archive For _____ Months						
Deliverable Requested: I, II, III, IV, Other (specify)					Special Instructions/QC Requirements:						
Empty Kit Relinquished by:			Date:		Time:		Method of Shipment:				
Relinquished by: <u>Michael Röss</u>			Date/Time: <u>5/22/20 2:53pm</u>		Company: <u>KPRG</u>		Received by: <u>Paula Buckley</u>				
Relinquished by:			Date/Time:		Company:		Date/Time: <u>5/22/20 1453</u>				
Relinquished by:			Date/Time:		Company:		Date/Time:				
Custody Seals Intact: <input type="checkbox"/> Yes <input type="checkbox"/> No		Custody Seal No.:			Cooler Temperature(s) °C and Other Remarks: <u>4.5 48pk</u>						









# Chain of Custody Record

<b>Client Information (Sub Contract Lab)</b>		Sampler: Mockler, Diana J		Lab PM: Mockler, Diana J		Carmer Tracking No(s): 500-135535-1	
Client Contact: Shipping/Receiving		Phone: diana.mockler@testamericainc.com		E-Mail: diana.mockler@testamericainc.com		Page: Page 1 of 1	
Company: TestAmerica Laboratories, Inc.		Accreditations Required (See note): NELAP - Illinois		Job #: 500-182493-1		Preservation Codes: A - HCL B - NaOH C - Zn Acetate D - Nitric Acid E - NaHSO4 F - MeOH G - Amchlor H - Ascorbic Acid I - Ice J - DI Water K - EDTA L - EDA Other: M - Hexane N - None O - AsNaO2 P - Na2O4S Q - Na2SO3 R - Na2SO3 S - H2SO4 T - TSP Dodecahydrate U - Acetone V - MCAA W - pH 4.5 Z - other (Specify)	
Address: 3355 McLemore Drive, Pensacola, FL, 32514		Due Date Requested: 6/8/2020		TAT Requested (days):		Analysis Requested	
Phone: 850-474-1001(Tel) 850-478-2671(Fax)		PO #:		WO #:		Total Number of containers	
Email:		Project #: 50011609		SSOW#:		Field Filtered Sample (Yes or No)	
Site: NRG Midwest Generation Will County		Sample Date		Sample Time		Sample Type (C=Comp, G=grab)	
Matrix (W=water, S=solid, O=water/oil, BT=Tissue, A=Air)		Preservation Code:		Perform MS/MSD (Yes or No)		SM4500_S04_F	
MW-05 (500-182493-1)		5/22/20		12:41 Central		Water	
MW-06 (500-182493-2)		5/22/20		10:01 Central		Water	
MW-12 (500-182493-3)		5/22/20		11:02 Central		Water	
Dup (500-182493-4)		5/22/20		12:41 Central		Water	
<b>Sample Identification - Client ID (Lab ID)</b>		<b>Sample Date</b>		<b>Sample Time</b>		<b>Sample Type (C=Comp, G=grab)</b>	
<b>Matrix (W=water, S=solid, O=water/oil, BT=Tissue, A=Air)</b>		<b>Preservation Code:</b>		<b>Field Filtered Sample (Yes or No)</b>		<b>Perform MS/MSD (Yes or No)</b>	
MW-05 (500-182493-1)		5/22/20		12:41 Central		Water	
MW-06 (500-182493-2)		5/22/20		10:01 Central		Water	
MW-12 (500-182493-3)		5/22/20		11:02 Central		Water	
Dup (500-182493-4)		5/22/20		12:41 Central		Water	
<b>Special Instructions/Note:</b>							

**Special Instructions/Note:**

**Sample Disposal (A fee may be assessed if samples are retained longer than 1 month)**

Return To Client  Disposal By Lab  Archive For \_\_\_\_\_ Months

**Special Instructions/QC Requirements:**

Method of Shipment: \_\_\_\_\_

Primary Deliverable Rank: 2

Empty Kit Relinquished by: \_\_\_\_\_ Date: \_\_\_\_\_

Relinquished by: \_\_\_\_\_ Date/Time: 5/22/20 1600

Relinquished by: \_\_\_\_\_ Date/Time: \_\_\_\_\_

Relinquished by: \_\_\_\_\_ Date/Time: \_\_\_\_\_

Custody Seals Intact:  Yes  No

Custody Seal No.: \_\_\_\_\_

Received by: Megan Anderson Date/Time: 5-23-20 833

Received by: \_\_\_\_\_ Date/Time: \_\_\_\_\_

Received by: \_\_\_\_\_ Date/Time: \_\_\_\_\_

Cooler Temperature(s) °C and Other Remarks: 27°C IR9



# Login Sample Receipt Checklist

Client: KPRG and Associates, Inc.

Job Number: 500-182493-1

**Login Number: 182493**

**List Source: Eurofins TestAmerica, Chicago**

**List Number: 1**

**Creator: Scott, Sherri L**

Question	Answer	Comment
Radioactivity wasn't checked or is </= background as measured by a survey meter.	True	
The cooler's custody seal, if present, is intact.	True	
Sample custody seals, if present, are intact.	True	
The cooler or samples do not appear to have been compromised or tampered with.	True	
Samples were received on ice.	True	
Cooler Temperature is acceptable.	True	
Cooler Temperature is recorded.	True	4.5,5.5,5.9,5.3
COC is present.	True	
COC is filled out in ink and legible.	True	
COC is filled out with all pertinent information.	True	
Is the Field Sampler's name present on COC?	True	
There are no discrepancies between the containers received and the COC.	True	
Samples are received within Holding Time (excluding tests with immediate HTs)	True	
Sample containers have legible labels.	True	
Containers are not broken or leaking.	True	
Sample collection date/times are provided.	True	
Appropriate sample containers are used.	True	
Sample bottles are completely filled.	True	
Sample Preservation Verified.	True	
There is sufficient vol. for all requested analyses, incl. any requested MS/MSDs	True	
Containers requiring zero headspace have no headspace or bubble is <6mm (1/4").	N/A	
Multiphasic samples are not present.	True	
Samples do not require splitting or compositing.	True	
Residual Chlorine Checked.	N/A	



# Login Sample Receipt Checklist

Client: KPRG and Associates, Inc.

Job Number: 500-182493-1

**Login Number: 182493**

**List Number: 2**

**Creator: Hinrichsen, Megan E**

**List Source: Eurofins TestAmerica, Pensacola**

**List Creation: 05/23/20 12:58 PM**

Question	Answer	Comment
Radioactivity wasn't checked or is <math>\leq</math> background as measured by a survey meter.	N/A	
The cooler's custody seal, if present, is intact.	True	
Sample custody seals, if present, are intact.	N/A	
The cooler or samples do not appear to have been compromised or tampered with.	True	
Samples were received on ice.	True	
Cooler Temperature is acceptable.	True	
Cooler Temperature is recorded.	True	2.7°C IR-9
COC is present.	True	
COC is filled out in ink and legible.	True	
COC is filled out with all pertinent information.	True	
Is the Field Sampler's name present on COC?	True	
There are no discrepancies between the containers received and the COC.	True	
Samples are received within Holding Time (excluding tests with immediate HTs)	True	
Sample containers have legible labels.	True	
Containers are not broken or leaking.	True	
Sample collection date/times are provided.	True	
Appropriate sample containers are used.	True	
Sample bottles are completely filled.	True	
Sample Preservation Verified.	True	
There is sufficient vol. for all requested analyses, incl. any requested MS/MSDs	True	
Containers requiring zero headspace have no headspace or bubble is <math><6\text{mm}</math> (1/4").	N/A	
Multiphasic samples are not present.	True	
Samples do not require splitting or compositing.	True	
Residual Chlorine Checked.	N/A	



# Lab Chronicle

Client: KPRG and Associates, Inc.  
Project/Site: Will County CCR

Job ID: 500-182493-1

## Client Sample ID: MW-05

Date Collected: 05/22/20 12:41

Date Received: 05/22/20 14:53

## Lab Sample ID: 500-182493-1

Matrix: Water

Prep Type	Batch Type	Batch Method	Run	Dilution Factor	Batch Number	Prepared or Analyzed	Analyst	Lab
Total Recoverable	Prep	3005A			544222	05/26/20 06:38	LMN	TAL CHI
Total Recoverable	Analysis	6020A		20	546160	06/04/20 17:19	FXG	TAL CHI
Total/NA	Analysis	SM 2540C		1	544145	05/23/20 01:02	CLB	TAL CHI
Total/NA	Analysis	SM 4500 CI- E		5	546379	06/05/20 16:21	RES	TAL CHI
Total/NA	Analysis	SM 4500 F C		1	546770	06/09/20 16:35	MS	TAL CHI
Total/NA	Analysis	SM 4500 SO4 E		20	490726	05/28/20 14:47	HES	TAL PEN

## Client Sample ID: MW-06

Date Collected: 05/22/20 10:01

Date Received: 05/22/20 14:53

## Lab Sample ID: 500-182493-2

Matrix: Water

Prep Type	Batch Type	Batch Method	Run	Dilution Factor	Batch Number	Prepared or Analyzed	Analyst	Lab
Total Recoverable	Prep	3005A			544222	05/26/20 06:38	LMN	TAL CHI
Total Recoverable	Analysis	6020A		10	546160	06/04/20 17:23	FXG	TAL CHI
Total/NA	Analysis	SM 2540C		1	544145	05/23/20 01:05	CLB	TAL CHI
Total/NA	Analysis	SM 4500 CI- E		5	546379	06/05/20 16:06	RES	TAL CHI
Total/NA	Analysis	SM 4500 F C		1	546770	06/09/20 16:38	MS	TAL CHI
Total/NA	Analysis	SM 4500 SO4 E		20	490726	05/28/20 14:47	HES	TAL PEN

## Client Sample ID: MW-12

Date Collected: 05/22/20 11:02

Date Received: 05/22/20 14:53

## Lab Sample ID: 500-182493-3

Matrix: Water

Prep Type	Batch Type	Batch Method	Run	Dilution Factor	Batch Number	Prepared or Analyzed	Analyst	Lab
Total Recoverable	Prep	3005A			544222	05/26/20 06:38	LMN	TAL CHI
Total Recoverable	Analysis	6020A		10	546160	06/04/20 17:26	FXG	TAL CHI
Total/NA	Analysis	SM 2540C		1	544145	05/23/20 01:07	CLB	TAL CHI
Total/NA	Analysis	SM 4500 CI- E		5	546379	06/05/20 16:06	RES	TAL CHI
Total/NA	Analysis	SM 4500 F C		1	546770	06/09/20 16:41	MS	TAL CHI
Total/NA	Analysis	SM 4500 SO4 E		20	490726	05/28/20 14:47	HES	TAL PEN

## Client Sample ID: Dup

Date Collected: 05/22/20 12:41

Date Received: 05/22/20 14:53

## Lab Sample ID: 500-182493-4

Matrix: Water

Prep Type	Batch Type	Batch Method	Run	Dilution Factor	Batch Number	Prepared or Analyzed	Analyst	Lab
Total Recoverable	Prep	3005A			544222	05/26/20 06:38	LMN	TAL CHI
Total Recoverable	Analysis	6020A		10	546160	06/04/20 17:30	FXG	TAL CHI
Total/NA	Analysis	SM 2540C		1	544145	05/23/20 01:10	CLB	TAL CHI
Total/NA	Analysis	SM 4500 CI- E		5	546379	06/05/20 16:06	RES	TAL CHI
Total/NA	Analysis	SM 4500 F C		1	546770	06/09/20 16:44	MS	TAL CHI
Total/NA	Analysis	SM 4500 SO4 E		20	490726	05/28/20 14:47	HES	TAL PEN

# Lab Chronicle

Client: KPRG and Associates, Inc.  
Project/Site: Will County CCR

Job ID: 500-182493-1

**Client Sample ID: MW-09**

**Lab Sample ID: 500-182493-5**

**Date Collected: 05/26/20 15:31**

**Matrix: Water**

**Date Received: 05/27/20 09:00**

Prep Type	Batch Type	Batch Method	Run	Dilution Factor	Batch Number	Prepared or Analyzed	Analyst	Lab
Total Recoverable	Prep	3005A			544610	05/27/20 17:35	BDE	TAL CHI
Total Recoverable	Analysis	6020A		1	545254	05/29/20 15:53	FXG	TAL CHI
Total Recoverable	Prep	3005A			544610	05/27/20 17:35	BDE	TAL CHI
Total Recoverable	Analysis	6020A		10	546193	06/05/20 12:20	FXG	TAL CHI
Total/NA	Analysis	SM 2540C		1	544661	05/28/20 01:46	CLB	TAL CHI
Total/NA	Analysis	SM 4500 CI- E		20	546379	06/05/20 16:06	RES	TAL CHI
Total/NA	Analysis	SM 4500 F C		1	546770	06/09/20 16:48	MS	TAL CHI
Total/NA	Analysis	SM 4500 SO4 E		5	545969	06/04/20 15:01	RES	TAL CHI

**Client Sample ID: MW-11**

**Lab Sample ID: 500-182493-6**

**Date Collected: 05/26/20 12:34**

**Matrix: Water**

**Date Received: 05/27/20 09:00**

Prep Type	Batch Type	Batch Method	Run	Dilution Factor	Batch Number	Prepared or Analyzed	Analyst	Lab
Total Recoverable	Prep	3005A			544610	05/27/20 17:35	BDE	TAL CHI
Total Recoverable	Analysis	6020A		1	545254	05/29/20 16:02	FXG	TAL CHI
Total Recoverable	Prep	3005A			544610	05/27/20 17:35	BDE	TAL CHI
Total Recoverable	Analysis	6020A		10	546193	06/05/20 12:39	FXG	TAL CHI
Total/NA	Analysis	SM 2540C		1	544661	05/28/20 01:49	CLB	TAL CHI
Total/NA	Analysis	SM 4500 CI- E		5	546379	06/05/20 16:07	RES	TAL CHI
Total/NA	Analysis	SM 4500 F C		1	546770	06/09/20 17:01	MS	TAL CHI
Total/NA	Analysis	SM 4500 SO4 E		5	545969	06/04/20 15:02	RES	TAL CHI

**Client Sample ID: MW-10**

**Lab Sample ID: 500-182493-7**

**Date Collected: 05/27/20 11:32**

**Matrix: Water**

**Date Received: 05/28/20 10:21**

Prep Type	Batch Type	Batch Method	Run	Dilution Factor	Batch Number	Prepared or Analyzed	Analyst	Lab
Total Recoverable	Prep	3005A			544931	05/29/20 06:51	LMN	TAL CHI
Total Recoverable	Analysis	6020A		10	546160	06/04/20 18:36	FXG	TAL CHI
Total/NA	Analysis	SM 2540C		1	544911	05/28/20 22:46	CLB	TAL CHI
Total/NA	Analysis	SM 4500 CI- E		5	546379	06/05/20 16:07	RES	TAL CHI
Total/NA	Analysis	SM 4500 F C		1	546770	06/09/20 17:04	MS	TAL CHI
Total/NA	Analysis	SM 4500 SO4 E		20	545969	06/04/20 15:08	RES	TAL CHI

**Laboratory References:**

TAL CHI = Eurofins TestAmerica, Chicago, 2417 Bond Street, University Park, IL 60484, TEL (708)534-5200

TAL PEN = Eurofins TestAmerica, Pensacola, 3355 McLemore Drive, Pensacola, FL 32514, TEL (850)474-1001

## ANALYTICAL REPORT

Eurofins TestAmerica, Chicago  
2417 Bond Street  
University Park, IL 60484  
Tel: (708)534-5200

Laboratory Job ID: 500-190573-1  
Client Project/Site: Will County CCR

For:  
KPRG and Associates, Inc.  
14665 West Lisbon Road,  
Suite 1A  
Brookfield, Wisconsin 53005

Attn: Richard Gnat



Authorized for release by:  
11/23/2020 9:19:24 AM

Diana Mockler, Project Manager I  
(219)252-7570  
[Diana.Mockler@Eurofinset.com](mailto:Diana.Mockler@Eurofinset.com)

### LINKS

Review your project  
results through  
**TotalAccess**

Have a Question?



Visit us at:

[www.eurofinsus.com/Env](http://www.eurofinsus.com/Env)

*This report has been electronically signed and authorized by the signatory. Electronic signature is intended to be the legally binding equivalent of a traditionally handwritten signature.*

*Results relate only to the items tested and the sample(s) as received by the laboratory.*



# Table of Contents

Cover Page . . . . .	1
Table of Contents . . . . .	2
Case Narrative . . . . .	3
Method Summary . . . . .	4
Sample Summary . . . . .	5
Client Sample Results . . . . .	6
Definitions . . . . .	13
QC Association . . . . .	14
QC Sample Results . . . . .	16
Chain of Custody . . . . .	19
Receipt Checklists . . . . .	22
Chronicle . . . . .	24

# Case Narrative

Client: KPRG and Associates, Inc.  
Project/Site: Will County CCR

Job ID: 500-190573-1

---

## Job ID: 500-190573-1

---

Laboratory: Eurofins TestAmerica, Chicago

### Narrative

---

#### Job Narrative 500-190573-1

### Comments

No additional comments.

### Receipt

The samples were received on 11/4/2020 3:30 PM; the samples arrived in good condition, and where required, properly preserved and on ice. The temperature of the cooler at receipt was 5.8° C.

### Metals

No analytical or quality issues were noted, other than those described in the Definitions/Glossary page.

### General Chemistry

No analytical or quality issues were noted, other than those described in the Definitions/Glossary page.

1

2

3

4

5

6

7

8

9

10

11

12

# Method Summary

Client: KPRG and Associates, Inc.  
Project/Site: Will County CCR

Job ID: 500-190573-1

Method	Method Description	Protocol	Laboratory
6020A	Metals (ICP/MS)	SW846	TAL CHI
SM 2540C	Solids, Total Dissolved (TDS)	SM	TAL CF
SM 4500 Cl- E	Chloride, Total	SM	TAL CHI
SM 4500 F C	Fluoride	SM	TAL CHI
SM 4500 SO4 E	Sulfate, Total	SM	TAL CHI
3005A	Preparation, Total Recoverable or Dissolved Metals	SW846	TAL CHI

#### Protocol References:

SM = "Standard Methods For The Examination Of Water And Wastewater"

SW846 = "Test Methods For Evaluating Solid Waste, Physical/Chemical Methods", Third Edition, November 1986 And Its Updates.

#### Laboratory References:

TAL CF = Eurofins TestAmerica, Cedar Falls, 3019 Venture Way, Cedar Falls, IA 50613, TEL (319)277-2401

TAL CHI = Eurofins TestAmerica, Chicago, 2417 Bond Street, University Park, IL 60484, TEL (708)534-5200

# Sample Summary

Client: KPRG and Associates, Inc.  
Project/Site: Will County CCR

Job ID: 500-190573-1

Lab Sample ID	Client Sample ID	Matrix	Collected	Received	Asset ID
500-190573-1	MW-05	Water	11/04/20 11:45	11/04/20 15:30	
500-190573-2	MW-06	Water	11/03/20 11:55	11/04/20 15:30	
500-190573-3	MW-09	Water	11/03/20 12:10	11/04/20 15:30	
500-190573-4	MW-10	Water	11/03/20 13:10	11/04/20 15:30	
500-190573-5	MW-11	Water	11/03/20 14:26	11/04/20 15:30	
500-190573-6	MW-12	Water	11/03/20 10:50	11/04/20 15:30	
500-190573-7	Dup	Water	11/03/20 00:00	11/04/20 15:30	

# Client Sample Results

Client: KPRG and Associates, Inc.  
Project/Site: Will County CCR

Job ID: 500-190573-1

**Client Sample ID: MW-05**  
**Date Collected: 11/04/20 11:45**  
**Date Received: 11/04/20 15:30**

**Lab Sample ID: 500-190573-1**  
**Matrix: Water**

**Method: 6020A - Metals (ICP/MS) - Total Recoverable**

Analyte	Result	Qualifier	RL	MDL	Unit	D	Prepared	Analyzed	Dil Fac
Boron	5.0		1.0		mg/L		11/11/20 08:01	11/13/20 11:36	20
Calcium	130		0.20		mg/L		11/11/20 08:01	11/12/20 11:44	1

**General Chemistry**

Analyte	Result	Qualifier	RL	MDL	Unit	D	Prepared	Analyzed	Dil Fac
Total Dissolved Solids	1100		60		mg/L			11/10/20 15:39	1
Chloride	29		2.0		mg/L			11/12/20 08:25	1
Fluoride	0.38		0.10		mg/L			11/18/20 14:49	1
Sulfate	410		50		mg/L			11/10/20 15:18	10



# Client Sample Results

Client: KPRG and Associates, Inc.  
Project/Site: Will County CCR

Job ID: 500-190573-1

**Client Sample ID: MW-06**

**Lab Sample ID: 500-190573-2**

Date Collected: 11/03/20 11:55

Matrix: Water

Date Received: 11/04/20 15:30

**Method: 6020A - Metals (ICP/MS) - Total Recoverable**

Analyte	Result	Qualifier	RL	MDL	Unit	D	Prepared	Analyzed	Dil Fac
Boron	3.3		0.50		mg/L		11/11/20 08:01	11/13/20 12:00	10
Calcium	100		0.20		mg/L		11/11/20 08:01	11/12/20 12:08	1

**General Chemistry**

Analyte	Result	Qualifier	RL	MDL	Unit	D	Prepared	Analyzed	Dil Fac
Total Dissolved Solids	700		30		mg/L			11/09/20 16:02	1
Chloride	43		2.0		mg/L			11/12/20 08:26	1
Fluoride	0.36		0.10		mg/L			11/18/20 14:52	1
Sulfate	170		25		mg/L			11/10/20 15:18	5

# Client Sample Results

Client: KPRG and Associates, Inc.  
Project/Site: Will County CCR

Job ID: 500-190573-1

**Client Sample ID: MW-09**  
Date Collected: 11/03/20 12:10  
Date Received: 11/04/20 15:30

**Lab Sample ID: 500-190573-3**  
Matrix: Water

**Method: 6020A - Metals (ICP/MS) - Total Recoverable**

Analyte	Result	Qualifier	RL	MDL	Unit	D	Prepared	Analyzed	Dil Fac
Boron	2.0		0.50		mg/L		11/11/20 08:01	11/13/20 12:04	10
Calcium	43		0.20		mg/L		11/11/20 08:01	11/12/20 12:29	1

**General Chemistry**

Analyte	Result	Qualifier	RL	MDL	Unit	D	Prepared	Analyzed	Dil Fac
Total Dissolved Solids	750		30		mg/L			11/09/20 16:02	1
Chloride	240		10		mg/L			11/12/20 09:05	5
Fluoride	0.55		0.10		mg/L			11/18/20 14:56	1
Sulfate	180		25		mg/L			11/10/20 15:18	5



# Client Sample Results

Client: KPRG and Associates, Inc.  
Project/Site: Will County CCR

Job ID: 500-190573-1

**Client Sample ID: MW-10**  
Date Collected: 11/03/20 13:10  
Date Received: 11/04/20 15:30

**Lab Sample ID: 500-190573-4**  
Matrix: Water

**Method: 6020A - Metals (ICP/MS) - Total Recoverable**

Analyte	Result	Qualifier	RL	MDL	Unit	D	Prepared	Analyzed	Dil Fac
Boron	3.7		0.50		mg/L		11/11/20 08:01	11/13/20 12:07	10
Calcium	130		0.20		mg/L		11/11/20 08:01	11/12/20 12:32	1

**General Chemistry**

Analyte	Result	Qualifier	RL	MDL	Unit	D	Prepared	Analyzed	Dil Fac
Total Dissolved Solids	920		30		mg/L			11/09/20 16:02	1
Chloride	140		10		mg/L			11/12/20 09:06	5
Fluoride	0.87		0.10		mg/L			11/18/20 14:59	1
Sulfate	180		50		mg/L			11/10/20 15:20	10

# Client Sample Results

Client: KPRG and Associates, Inc.  
Project/Site: Will County CCR

Job ID: 500-190573-1

**Client Sample ID: MW-11**  
Date Collected: 11/03/20 14:26  
Date Received: 11/04/20 15:30

**Lab Sample ID: 500-190573-5**  
Matrix: Water

**Method: 6020A - Metals (ICP/MS) - Total Recoverable**

Analyte	Result	Qualifier	RL	MDL	Unit	D	Prepared	Analyzed	Dil Fac
Boron	4.3		1.0		mg/L		11/11/20 08:01	11/13/20 12:11	20
Calcium	85		0.20		mg/L		11/11/20 08:01	11/12/20 12:36	1

**General Chemistry**

Analyte	Result	Qualifier	RL	MDL	Unit	D	Prepared	Analyzed	Dil Fac
Total Dissolved Solids	710		30		mg/L			11/09/20 16:02	1
Chloride	140		10		mg/L			11/12/20 09:07	5
Fluoride	0.72		0.10		mg/L			11/18/20 15:04	1
Sulfate	68		15		mg/L			11/10/20 15:20	3



# Client Sample Results

Client: KPRG and Associates, Inc.  
 Project/Site: Will County CCR

Job ID: 500-190573-1

**Client Sample ID: MW-12**  
**Date Collected: 11/03/20 10:50**  
**Date Received: 11/04/20 15:30**

**Lab Sample ID: 500-190573-6**  
**Matrix: Water**

**Method: 6020A - Metals (ICP/MS) - Total Recoverable**

Analyte	Result	Qualifier	RL	MDL	Unit	D	Prepared	Analyzed	Dil Fac
Boron	2.2		0.50		mg/L		11/11/20 08:01	11/13/20 12:14	10
Calcium	160		0.20		mg/L		11/11/20 08:01	11/12/20 12:39	1

**General Chemistry**

Analyte	Result	Qualifier	RL	MDL	Unit	D	Prepared	Analyzed	Dil Fac
Total Dissolved Solids	1000		30		mg/L			11/09/20 16:02	1
Chloride	190		10		mg/L			11/12/20 09:07	5
Fluoride	0.52		0.10		mg/L			11/18/20 15:07	1
Sulfate	160		25		mg/L			11/10/20 15:20	5



# Client Sample Results

Client: KPRG and Associates, Inc.  
Project/Site: Will County CCR

Job ID: 500-190573-1

**Client Sample ID: Dup**

**Lab Sample ID: 500-190573-7**

Date Collected: 11/03/20 00:00

Matrix: Water

Date Received: 11/04/20 15:30

**Method: 6020A - Metals (ICP/MS) - Total Recoverable**

Analyte	Result	Qualifier	RL	MDL	Unit	D	Prepared	Analyzed	Dil Fac
Boron	2.1		0.50		mg/L		11/11/20 08:01	11/13/20 12:18	10
Calcium	160		0.20		mg/L		11/11/20 08:01	11/12/20 12:50	1

**General Chemistry**

Analyte	Result	Qualifier	RL	MDL	Unit	D	Prepared	Analyzed	Dil Fac
Total Dissolved Solids	1000		60		mg/L			11/09/20 16:02	1
Chloride	200		10		mg/L			11/12/20 09:08	5
Fluoride	0.53		0.10		mg/L			11/18/20 15:24	1
Sulfate	150		25		mg/L			11/10/20 15:21	5



# Definitions/Glossary

Client: KPRG and Associates, Inc.  
Project/Site: Will County CCR

Job ID: 500-190573-1

## Qualifiers

### Metals

Qualifier	Qualifier Description
4	MS, MSD: The analyte present in the original sample is greater than 4 times the matrix spike concentration; therefore, control limits are not applicable.

### General Chemistry

Qualifier	Qualifier Description
4	MS, MSD: The analyte present in the original sample is greater than 4 times the matrix spike concentration; therefore, control limits are not applicable.

## Glossary

Abbreviation	These commonly used abbreviations may or may not be present in this report.
α	Listed under the "D" column to designate that the result is reported on a dry weight basis
%R	Percent Recovery
CFL	Contains Free Liquid
CFU	Colony Forming Unit
CNF	Contains No Free Liquid
DER	Duplicate Error Ratio (normalized absolute difference)
Dil Fac	Dilution Factor
DL	Detection Limit (DoD/DOE)
DL, RA, RE, IN	Indicates a Dilution, Re-analysis, Re-extraction, or additional Initial metals/anion analysis of the sample
DLC	Decision Level Concentration (Radiochemistry)
EDL	Estimated Detection Limit (Dioxin)
LOD	Limit of Detection (DoD/DOE)
LOQ	Limit of Quantitation (DoD/DOE)
MCL	EPA recommended "Maximum Contaminant Level"
MDA	Minimum Detectable Activity (Radiochemistry)
MDC	Minimum Detectable Concentration (Radiochemistry)
MDL	Method Detection Limit
ML	Minimum Level (Dioxin)
MPN	Most Probable Number
MQL	Method Quantitation Limit
NC	Not Calculated
ND	Not Detected at the reporting limit (or MDL or EDL if shown)
NEG	Negative / Absent
POS	Positive / Present
PQL	Practical Quantitation Limit
PRES	Presumptive
QC	Quality Control
RER	Relative Error Ratio (Radiochemistry)
RL	Reporting Limit or Requested Limit (Radiochemistry)
RPD	Relative Percent Difference, a measure of the relative difference between two points
TEF	Toxicity Equivalent Factor (Dioxin)
TEQ	Toxicity Equivalent Quotient (Dioxin)
TNTC	Too Numerous To Count

# QC Association Summary

Client: KPRG and Associates, Inc.  
Project/Site: Will County CCR

Job ID: 500-190573-1

## Metals

### Prep Batch: 571464

Lab Sample ID	Client Sample ID	Prep Type	Matrix	Method	Prep Batch
500-190573-1	MW-05	Total Recoverable	Water	3005A	
500-190573-2	MW-06	Total Recoverable	Water	3005A	
500-190573-3	MW-09	Total Recoverable	Water	3005A	
500-190573-4	MW-10	Total Recoverable	Water	3005A	
500-190573-5	MW-11	Total Recoverable	Water	3005A	
500-190573-6	MW-12	Total Recoverable	Water	3005A	
500-190573-7	Dup	Total Recoverable	Water	3005A	
MB 500-571464/1-A	Method Blank	Total Recoverable	Water	3005A	
LCS 500-571464/2-A	Lab Control Sample	Total Recoverable	Water	3005A	
500-190573-1 MS	MW-05	Total Recoverable	Water	3005A	
500-190573-1 MSD	MW-05	Total Recoverable	Water	3005A	
500-190573-1 DU	MW-05	Total Recoverable	Water	3005A	

### Analysis Batch: 571798

Lab Sample ID	Client Sample ID	Prep Type	Matrix	Method	Prep Batch
500-190573-1	MW-05	Total Recoverable	Water	6020A	571464
500-190573-2	MW-06	Total Recoverable	Water	6020A	571464
500-190573-3	MW-09	Total Recoverable	Water	6020A	571464
500-190573-4	MW-10	Total Recoverable	Water	6020A	571464
500-190573-5	MW-11	Total Recoverable	Water	6020A	571464
500-190573-6	MW-12	Total Recoverable	Water	6020A	571464
500-190573-7	Dup	Total Recoverable	Water	6020A	571464
MB 500-571464/1-A	Method Blank	Total Recoverable	Water	6020A	571464
LCS 500-571464/2-A	Lab Control Sample	Total Recoverable	Water	6020A	571464
500-190573-1 MS	MW-05	Total Recoverable	Water	6020A	571464
500-190573-1 MSD	MW-05	Total Recoverable	Water	6020A	571464
500-190573-1 DU	MW-05	Total Recoverable	Water	6020A	571464

### Analysis Batch: 572048

Lab Sample ID	Client Sample ID	Prep Type	Matrix	Method	Prep Batch
500-190573-1	MW-05	Total Recoverable	Water	6020A	571464
500-190573-2	MW-06	Total Recoverable	Water	6020A	571464
500-190573-3	MW-09	Total Recoverable	Water	6020A	571464
500-190573-4	MW-10	Total Recoverable	Water	6020A	571464
500-190573-5	MW-11	Total Recoverable	Water	6020A	571464
500-190573-6	MW-12	Total Recoverable	Water	6020A	571464
500-190573-7	Dup	Total Recoverable	Water	6020A	571464
MB 500-571464/1-A	Method Blank	Total Recoverable	Water	6020A	571464
LCS 500-571464/2-A	Lab Control Sample	Total Recoverable	Water	6020A	571464
500-190573-1 MS	MW-05	Total Recoverable	Water	6020A	571464
500-190573-1 MSD	MW-05	Total Recoverable	Water	6020A	571464
500-190573-1 DU	MW-05	Total Recoverable	Water	6020A	571464

## General Chemistry

### Analysis Batch: 298666

Lab Sample ID	Client Sample ID	Prep Type	Matrix	Method	Prep Batch
500-190573-2	MW-06	Total/NA	Water	SM 2540C	
500-190573-3	MW-09	Total/NA	Water	SM 2540C	
500-190573-4	MW-10	Total/NA	Water	SM 2540C	
500-190573-5	MW-11	Total/NA	Water	SM 2540C	

Eurofins TestAmerica, Chicago

# QC Association Summary

Client: KPRG and Associates, Inc.  
Project/Site: Will County CCR

Job ID: 500-190573-1

## General Chemistry (Continued)

### Analysis Batch: 298666 (Continued)

Lab Sample ID	Client Sample ID	Prep Type	Matrix	Method	Prep Batch
500-190573-6	MW-12	Total/NA	Water	SM 2540C	
500-190573-7	Dup	Total/NA	Water	SM 2540C	
MB 310-298666/1	Method Blank	Total/NA	Water	SM 2540C	
LCS 310-298666/2	Lab Control Sample	Total/NA	Water	SM 2540C	

### Analysis Batch: 298833

Lab Sample ID	Client Sample ID	Prep Type	Matrix	Method	Prep Batch
500-190573-1	MW-05	Total/NA	Water	SM 2540C	
MB 310-298833/1	Method Blank	Total/NA	Water	SM 2540C	
LCS 310-298833/2	Lab Control Sample	Total/NA	Water	SM 2540C	

### Analysis Batch: 571365

Lab Sample ID	Client Sample ID	Prep Type	Matrix	Method	Prep Batch
500-190573-1	MW-05	Total/NA	Water	SM 4500 SO4 E	
500-190573-2	MW-06	Total/NA	Water	SM 4500 SO4 E	
500-190573-3	MW-09	Total/NA	Water	SM 4500 SO4 E	
500-190573-4	MW-10	Total/NA	Water	SM 4500 SO4 E	
500-190573-5	MW-11	Total/NA	Water	SM 4500 SO4 E	
500-190573-6	MW-12	Total/NA	Water	SM 4500 SO4 E	
500-190573-7	Dup	Total/NA	Water	SM 4500 SO4 E	
MB 500-571365/27	Method Blank	Total/NA	Water	SM 4500 SO4 E	
LCS 500-571365/28	Lab Control Sample	Total/NA	Water	SM 4500 SO4 E	

### Analysis Batch: 571749

Lab Sample ID	Client Sample ID	Prep Type	Matrix	Method	Prep Batch
500-190573-1	MW-05	Total/NA	Water	SM 4500 CI- E	
500-190573-2	MW-06	Total/NA	Water	SM 4500 CI- E	
500-190573-3	MW-09	Total/NA	Water	SM 4500 CI- E	
500-190573-4	MW-10	Total/NA	Water	SM 4500 CI- E	
500-190573-5	MW-11	Total/NA	Water	SM 4500 CI- E	
500-190573-6	MW-12	Total/NA	Water	SM 4500 CI- E	
500-190573-7	Dup	Total/NA	Water	SM 4500 CI- E	
MB 500-571749/12	Method Blank	Total/NA	Water	SM 4500 CI- E	
LCS 500-571749/13	Lab Control Sample	Total/NA	Water	SM 4500 CI- E	
500-190573-3 MS	MW-09	Total/NA	Water	SM 4500 CI- E	
500-190573-3 MSD	MW-09	Total/NA	Water	SM 4500 CI- E	

### Analysis Batch: 572899

Lab Sample ID	Client Sample ID	Prep Type	Matrix	Method	Prep Batch
500-190573-1	MW-05	Total/NA	Water	SM 4500 F C	
500-190573-2	MW-06	Total/NA	Water	SM 4500 F C	
500-190573-3	MW-09	Total/NA	Water	SM 4500 F C	
500-190573-4	MW-10	Total/NA	Water	SM 4500 F C	
500-190573-5	MW-11	Total/NA	Water	SM 4500 F C	
500-190573-6	MW-12	Total/NA	Water	SM 4500 F C	
500-190573-7	Dup	Total/NA	Water	SM 4500 F C	
MB 500-572899/32	Method Blank	Total/NA	Water	SM 4500 F C	
LCS 500-572899/31	Lab Control Sample	Total/NA	Water	SM 4500 F C	

# QC Sample Results

Client: KPRG and Associates, Inc.  
Project/Site: Will County CCR

Job ID: 500-190573-1

## Method: 6020A - Metals (ICP/MS)

**Lab Sample ID: MB 500-571464/1-A**  
**Matrix: Water**  
**Analysis Batch: 571798**

**Client Sample ID: Method Blank**  
**Prep Type: Total Recoverable**  
**Prep Batch: 571464**

Analyte	MB Result	MB Qualifier	RL	MDL	Unit	D	Prepared	Analyzed	Dil Fac
Calcium	<0.20		0.20		mg/L		11/11/20 08:01	11/12/20 11:23	1

**Lab Sample ID: MB 500-571464/1-A**  
**Matrix: Water**  
**Analysis Batch: 572048**

**Client Sample ID: Method Blank**  
**Prep Type: Total Recoverable**  
**Prep Batch: 571464**

Analyte	MB Result	MB Qualifier	RL	MDL	Unit	D	Prepared	Analyzed	Dil Fac
Boron	<0.050		0.050		mg/L		11/11/20 08:01	11/13/20 11:15	1

**Lab Sample ID: LCS 500-571464/2-A**  
**Matrix: Water**  
**Analysis Batch: 571798**

**Client Sample ID: Lab Control Sample**  
**Prep Type: Total Recoverable**  
**Prep Batch: 571464**

Analyte	Spike Added	LCS Result	LCS Qualifier	Unit	D	%Rec	%Rec. Limits
Calcium	10.0	9.96		mg/L		100	80 - 120

**Lab Sample ID: LCS 500-571464/2-A**  
**Matrix: Water**  
**Analysis Batch: 572048**

**Client Sample ID: Lab Control Sample**  
**Prep Type: Total Recoverable**  
**Prep Batch: 571464**

Analyte	Spike Added	LCS Result	LCS Qualifier	Unit	D	%Rec	%Rec. Limits
Boron	1.00	0.990		mg/L		99	80 - 120

**Lab Sample ID: 500-190573-1 MS**  
**Matrix: Water**  
**Analysis Batch: 571798**

**Client Sample ID: MW-05**  
**Prep Type: Total Recoverable**  
**Prep Batch: 571464**

Analyte	Sample Result	Sample Qualifier	Spike Added	MS Result	MS Qualifier	Unit	D	%Rec	%Rec. Limits
Calcium	130		10.0	139	4	mg/L		86	75 - 125

**Lab Sample ID: 500-190573-1 MS**  
**Matrix: Water**  
**Analysis Batch: 572048**

**Client Sample ID: MW-05**  
**Prep Type: Total Recoverable**  
**Prep Batch: 571464**

Analyte	Sample Result	Sample Qualifier	Spike Added	MS Result	MS Qualifier	Unit	D	%Rec	%Rec. Limits
Boron	5.0		1.00	5.85	4	mg/L		81	75 - 125

**Lab Sample ID: 500-190573-1 MSD**  
**Matrix: Water**  
**Analysis Batch: 571798**

**Client Sample ID: MW-05**  
**Prep Type: Total Recoverable**  
**Prep Batch: 571464**

Analyte	Sample Result	Sample Qualifier	Spike Added	MSD Result	MSD Qualifier	Unit	D	%Rec	%Rec. Limits	RPD	RPD Limit
Calcium	130		10.0	145	4	mg/L		149	75 - 125	4	20

**Lab Sample ID: 500-190573-1 MSD**  
**Matrix: Water**  
**Analysis Batch: 572048**

**Client Sample ID: MW-05**  
**Prep Type: Total Recoverable**  
**Prep Batch: 571464**

Analyte	Sample Result	Sample Qualifier	Spike Added	MSD Result	MSD Qualifier	Unit	D	%Rec	%Rec. Limits	RPD	RPD Limit
Boron	5.0		1.00	6.27	4	mg/L		122	75 - 125	7	20

Eurofins TestAmerica, Chicago

# QC Sample Results

Client: KPRG and Associates, Inc.  
Project/Site: Will County CCR

Job ID: 500-190573-1

## Method: 6020A - Metals (ICP/MS)

Lab Sample ID: 500-190573-1 DU  
Matrix: Water  
Analysis Batch: 571798

Client Sample ID: MW-05  
Prep Type: Total Recoverable  
Prep Batch: 571464

Analyte	Sample Result	Sample Qualifier	DU Result	DU Qualifier	Unit	D	RPD	Limit
Calcium	130		132		mg/L		1	20

Lab Sample ID: 500-190573-1 DU  
Matrix: Water  
Analysis Batch: 572048

Client Sample ID: MW-05  
Prep Type: Total Recoverable  
Prep Batch: 571464

Analyte	Sample Result	Sample Qualifier	DU Result	DU Qualifier	Unit	D	RPD	Limit
Boron	5.0		4.84		mg/L		4	20

## Method: SM 2540C - Solids, Total Dissolved (TDS)

Lab Sample ID: MB 310-298666/1  
Matrix: Water  
Analysis Batch: 298666

Client Sample ID: Method Blank  
Prep Type: Total/NA

Analyte	MB Result	MB Qualifier	RL	MDL	Unit	D	Prepared	Analyzed	Dil Fac
Total Dissolved Solids	<30		30		mg/L			11/09/20 16:02	1

Lab Sample ID: LCS 310-298666/2  
Matrix: Water  
Analysis Batch: 298666

Client Sample ID: Lab Control Sample  
Prep Type: Total/NA

Analyte	Spike Added	LCS Result	LCS Qualifier	Unit	D	%Rec	%Rec. Limits
Total Dissolved Solids	1000	988		mg/L		99	90 - 110

Lab Sample ID: MB 310-298833/1  
Matrix: Water  
Analysis Batch: 298833

Client Sample ID: Method Blank  
Prep Type: Total/NA

Analyte	MB Result	MB Qualifier	RL	MDL	Unit	D	Prepared	Analyzed	Dil Fac
Total Dissolved Solids	<30		30		mg/L			11/10/20 15:39	1

Lab Sample ID: LCS 310-298833/2  
Matrix: Water  
Analysis Batch: 298833

Client Sample ID: Lab Control Sample  
Prep Type: Total/NA

Analyte	Spike Added	LCS Result	LCS Qualifier	Unit	D	%Rec	%Rec. Limits
Total Dissolved Solids	1000	990		mg/L		99	90 - 110

## Method: SM 4500 Cl- E - Chloride, Total

Lab Sample ID: MB 500-571749/12  
Matrix: Water  
Analysis Batch: 571749

Client Sample ID: Method Blank  
Prep Type: Total/NA

Analyte	MB Result	MB Qualifier	RL	MDL	Unit	D	Prepared	Analyzed	Dil Fac
Chloride	<2.0		2.0		mg/L			11/12/20 08:15	1

# QC Sample Results

Client: KPRG and Associates, Inc.  
Project/Site: Will County CCR

Job ID: 500-190573-1

## Method: SM 4500 Cl- E - Chloride, Total (Continued)

**Lab Sample ID: LCS 500-571749/13**  
**Matrix: Water**  
**Analysis Batch: 571749**

**Client Sample ID: Lab Control Sample**  
**Prep Type: Total/NA**

Analyte	Spike Added	LCS Result	LCS Qualifier	Unit	D	%Rec	%Rec. Limits
Chloride	50.0	49.4		mg/L		99	85 - 115

**Lab Sample ID: 500-190573-3 MS**  
**Matrix: Water**  
**Analysis Batch: 571749**

**Client Sample ID: MW-09**  
**Prep Type: Total/NA**

Analyte	Sample Result	Sample Qualifier	Spike Added	MS Result	MS Qualifier	Unit	D	%Rec	%Rec. Limits
Chloride	240		50.0	277	4	mg/L		81	75 - 125

**Lab Sample ID: 500-190573-3 MSD**  
**Matrix: Water**  
**Analysis Batch: 571749**

**Client Sample ID: MW-09**  
**Prep Type: Total/NA**

Analyte	Sample Result	Sample Qualifier	Spike Added	MSD Result	MSD Qualifier	Unit	D	%Rec	%Rec. Limits	RPD	RPD Limit
Chloride	240		50.0	281	4	mg/L		88	75 - 125	1	20

## Method: SM 4500 F C - Fluoride

**Lab Sample ID: MB 500-572899/32**  
**Matrix: Water**  
**Analysis Batch: 572899**

**Client Sample ID: Method Blank**  
**Prep Type: Total/NA**

Analyte	MB Result	MB Qualifier	RL	MDL	Unit	D	Prepared	Analyzed	Dil Fac
Fluoride	<0.10		0.10		mg/L			11/18/20 14:06	1

**Lab Sample ID: LCS 500-572899/31**  
**Matrix: Water**  
**Analysis Batch: 572899**

**Client Sample ID: Lab Control Sample**  
**Prep Type: Total/NA**

Analyte	Spike Added	LCS Result	LCS Qualifier	Unit	D	%Rec	%Rec. Limits
Fluoride	10.0	11.1		mg/L		111	80 - 120

## Method: SM 4500 SO4 E - Sulfate, Total

**Lab Sample ID: MB 500-571365/27**  
**Matrix: Water**  
**Analysis Batch: 571365**

**Client Sample ID: Method Blank**  
**Prep Type: Total/NA**

Analyte	MB Result	MB Qualifier	RL	MDL	Unit	D	Prepared	Analyzed	Dil Fac
Sulfate	<5.0		5.0		mg/L			11/10/20 14:57	1

**Lab Sample ID: LCS 500-571365/28**  
**Matrix: Water**  
**Analysis Batch: 571365**

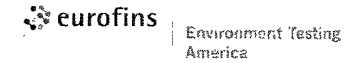
**Client Sample ID: Lab Control Sample**  
**Prep Type: Total/NA**

Analyte	Spike Added	LCS Result	LCS Qualifier	Unit	D	%Rec	%Rec. Limits
Sulfate	20.0	20.7		mg/L		103	80 - 120

**Eurofins TestAmerica, Chicago**

2417 Bond Street  
 University Park, IL 60484  
 Phone: 708-534-5200 Fax: 708-534-5211

**Chain of Custody Record**



<b>Client Information</b>		Sampler: <i>Ann Bulson</i>		Lab PM: Mockler, Diana J		Carrier Tracking No(s):		COC No: 500-85984-38850.1		
Client Contact: Richard Gnat		Phone:		E-Mail: Diana.Mockler@Eurofinset.com				Page: Page 1 of 1		
Company: KPRG and Associates, Inc.				<b>Analysis Requested</b>				Job #: <i>500-190573</i>		
Address: 14665 West Lisbon Road, Suite 1A		Due Date Requested:						Preservation Codes:		A - HCL M - Hexane B - NaOH N - None C - Zn Acetate O - AsNaO2 D - Nitric Acid P - Na2O4S E - NaHSO4 Q - Na2SO3 F - MeOH R - Na2S2O3 G - Amchlor S - H2SO4 H - Ascorbic Acid T - TSP Dodecahydrate I - Ice U - Acetone J - DI Water V - MCAA K - EDTA W - pH 4-5 L - EDA Z - other (specify)
City: Brookfield		TAT Requested (days):		Field Filtered Sample (Yes or No) <input checked="" type="checkbox"/> Perform MS/MSD (Yes or No) <input checked="" type="checkbox"/> 6020A - (MOD) Single Element 2540C, 4500_F_C, SM4500_CLE, SM4500_S04_E		Total Number of containers				
State, Zip: WI, 53005		PO #: 4502009653								
Phone: 815-671-2258(Tel) 500-190573 COC		WO #:								
Email: richardg@kprginc.com		Project #: 50011609								
Project Name: Will County CCR Event Desc: Quarterly GW Monitoring		SSOW#:								
Site: Illinois										
<b>Sample Identification</b>		<b>Sample Date</b>	<b>Sample Time</b>	<b>Sample Type (C=comp, G=grab)</b>	<b>Matrix (W=water, S=solid, O=waste/oil, BT=Tissue, A=Air)</b>	<b>Field Filtered Sample (Yes or No)</b>	<b>Perform MS/MSD (Yes or No)</b>	<b>6020A - (MOD) Single Element</b>	<b>2540C, 4500_F_C, SM4500_CLE, SM4500_S04_E</b>	<b>Special Instructions/Note:</b>
				<b>Preservation Code:</b>						
1 MW-05		11/4	1145		Water	<input checked="" type="checkbox"/>	<input checked="" type="checkbox"/>			
2 MW-06		11/3	1155		Water	<input checked="" type="checkbox"/>	<input checked="" type="checkbox"/>			
3 MW-09		11/3	1210		Water	<input checked="" type="checkbox"/>	<input checked="" type="checkbox"/>			
4 MW-10		11/3	1310		Water	<input checked="" type="checkbox"/>	<input checked="" type="checkbox"/>			
5 MW-11		11/3	1426		Water	<input checked="" type="checkbox"/>	<input checked="" type="checkbox"/>			
6 MW-12		11/3	1050		Water	<input checked="" type="checkbox"/>	<input checked="" type="checkbox"/>			
7 Dup		11/3	-		Water	<input checked="" type="checkbox"/>	<input checked="" type="checkbox"/>			
<b>Possible Hazard Identification</b>					<b>Sample Disposal ( A fee may be assessed if samples are retained longer than 1 month)</b>					
<input type="checkbox"/> Non-Hazard <input type="checkbox"/> Flammable <input type="checkbox"/> Skin Irritant <input type="checkbox"/> Poison B <input type="checkbox"/> Unknown <input type="checkbox"/> Radiological					<input type="checkbox"/> Return To Client <input type="checkbox"/> Disposal By Lab <input type="checkbox"/> Archive For _____ Months					
Deliverable Requested: I, II, III, IV, Other (specify)					Special Instructions/QC Requirements:					
Empty Kit Relinquished by:		Date:		Time:		Method of Shipment:				
Relinquished by: <i>Ann Bulson</i>		Date/Time: 11/4/20 3:30 PM		Company: KPRG		Received by: <i>[Signature]</i>		Date/Time: 11/4/20 1530		Company: ETA
Relinquished by:		Date/Time:		Company:		Received by:		Date/Time:		Company:
Relinquished by:		Date/Time:		Company:		Received by:		Date/Time:		Company:
Custody Seals Intact: <input type="checkbox"/> Yes <input type="checkbox"/> No		Custody Seal No.:				Cooler Temperature(s) °C and Other Remarks: <i>5.4-75.8</i>				





**Cooler/Sample Receipt and Temperature Log Form**

Client Information			
Client: <u>ETA - Chicago</u>			
City/State: <small>CITY</small> <u>University Park</u>	<small>STATE</small> <u>IL</u>	Project: <u>NKG</u>	
Receipt Information			
Date/Time Received: <small>DATE</small> <u>11/5/20</u>	<small>TIME</small> <u>1010</u>	Received By: <u>MRH</u>	
Delivery Type: <input type="checkbox"/> UPS <input checked="" type="checkbox"/> FedEx <input type="checkbox"/> FedEx Ground <input type="checkbox"/> US Mail <input type="checkbox"/> Spee-Dee <input type="checkbox"/> Lab Courier <input type="checkbox"/> Lab Field Services <input type="checkbox"/> Client Drop-off <input type="checkbox"/> Other: _____			
Condition of Cooler/Containers			
Sample(s) received in Cooler?	<input checked="" type="checkbox"/> Yes <input type="checkbox"/> No	If yes: Cooler ID: _____	
Multiple Coolers?	<input type="checkbox"/> Yes <input checked="" type="checkbox"/> No	If yes: Cooler # ____ of ____	
Cooler Custody Seals Present?	<input checked="" type="checkbox"/> Yes <input type="checkbox"/> No	If yes: Cooler custody seals intact? <input checked="" type="checkbox"/> Yes <input type="checkbox"/> No	
Sample Custody Seals Present?	<input type="checkbox"/> Yes <input checked="" type="checkbox"/> No	If yes: Sample custody seals intact? <input type="checkbox"/> Yes <input type="checkbox"/> No	
Trip Blank Present?	<input type="checkbox"/> Yes <input checked="" type="checkbox"/> No	If yes: Which VOA samples are in cooler? ↓	
Temperature Record			
Coolant: <input checked="" type="checkbox"/> Wet ice <input type="checkbox"/> Blue ice <input type="checkbox"/> Dry ice <input type="checkbox"/> Other: _____ <input type="checkbox"/> NONE			
Thermometer ID: <u>0</u>		Correction Factor (°C): <u>0</u>	
<small>• Temp Blank Temperature – If no temp blank, or temp blank temperature above criteria, proceed to Sample Container Temperature</small>			
Uncorrected Temp (°C):		Corrected Temp (°C):	
• Sample Container Temperature			
Container(s) used:	<small>CONTAINER 1</small> <u>500ml Plastic</u>	<small>CONTAINER 2</small>	
Uncorrected Temp (°C):	<u>1.2</u>		
Corrected Temp (°C):	<u>1.2</u>		
Exceptions Noted			
1) If temperature exceeds criteria, was sample(s) received same day of sampling? <input type="checkbox"/> Yes <input type="checkbox"/> No			
a) If yes: Is there evidence that the chilling process began? <input type="checkbox"/> Yes <input type="checkbox"/> No			
2) If temperature is <0°C, are there obvious signs that the integrity of sample containers is compromised? (e.g., bulging septa, broken/cracked bottles, frozen solid?) <input type="checkbox"/> Yes <input type="checkbox"/> No			
NOTE: If yes, contact PM before proceeding. If no, proceed with login			
Additional Comments			

1  
2  
3  
4  
5  
6  
7  
8  
9  
10  
11  
12



# Chain of Custody Record

<b>Client Information (Sub Contract Lab)</b> Client Contact: Shipping/Receiving Company: TestAmerica Laboratories, Inc Address: 3019 Venture Way, City: Cedar Falls State, Zip: IA, 50613 Phone: 319-277-2401(Tel) 319-277-2425(Fax) Email: Project Name: Will County CCR Site: NRG Midwest Generation Will County		Sampler: Lab PM: Mockler, Diana J E-Mail: Diana.Mockler@Eurofinset.com Phone: Accreditations Required (See note): NELAP - Illinois		Carrier Tracking No(s): COC No: 500-141788.1 Page: Page 1 of 1 Job #: 500-190573-1					
Due Date Requested: 11/18/2020 TAT Requested (days): PO #: WO #: Project #: 50011609 SSOW#:		<b>Analysis Requested</b> M - Hexane N - None O - AsNaO2 P - Na2O4S Q - Na2SO3 R - Na2S2O3 S - H2SO4 T - TSP Dodecahydrate U - Acetone V - MCAA W - pH 4-5 Z - other (specify) A - HCL B - NaOH C - Zn Acetate D - Nitric Acid E - NaHSO4 F - MeOH G - Amchlor H - Ascorbic Acid I - Ice J - DI Water K - EDTA L - EDA Other:							
Sample Identification - Client ID (Lab ID)	Sample Date	Sample Time	Sample Type (C=comp, G=grab)	Matrix (W=water, S=solid, O=wastliq, BT=tissue, A=air)	Field Filtered Sample (Yes or No)	Perform MS/MSD (Yes or No)	2540C Calc'd/Total Dissolved Solids	Total Number of Containers	Special Instructions/Note:
MW-05 (500-190573-1)	11/4/20	11:45 Central	Water	Water	X	X		1	
MW-06 (500-190573-2)	11/3/20	11:55 Central	Water	Water	X	X		1	
MW-09 (500-190573-3)	11/3/20	12:10 Central	Water	Water	X	X		1	
MW-10 (500-190573-4)	11/3/20	13:10 Central	Water	Water	X	X		1	
MW-11 (500-190573-5)	11/3/20	14:26 Central	Water	Water	X	X		1	
MW-12 (500-190573-6)	11/3/20	10:50 Central	Water	Water	X	X		1	
Dup (500-190573-7)	11/3/20	Central	Water	Water	X	X		1	
Note: Since laboratory accreditations are subject to change, Eurofins TestAmerica places the ownership of method, analyte & accreditation compliance upon our subcontract laboratories. This sample shipment is forwarded under chain-of-custody. If the laboratory does not currently maintain accreditation in the State of Origin listed above for analysis/test/matrix being analyzed, the samples must be shipped back to the Eurofins TestAmerica laboratory or other instructions will be provided. Any changes to accreditation status should be brought to Eurofins TestAmerica attention immediately. If all requested accreditations are current to date, return the signed Chain of Custody attesting to said compliance to Eurofins TestAmerica.									
<b>Possible Hazard Identification</b> Unconfirmed Deliverable Requested: I, II, III, IV, Other (specify) _____ Primary Deliverable Rank: 2 Sample Disposal (A fee may be assessed if samples are retained longer than 1 month) <input type="checkbox"/> Return To Client <input type="checkbox"/> Disposal By Lab <input type="checkbox"/> Archive For _____ Months Special Instructions/QC Requirements:									
Empty Kit Relinquished by: _____ Date: _____ Relinquished by: _____ Date/Time: 11/18/20 1700 Relinquished by: _____ Date/Time: 11/18/20 1010 Relinquished by: _____ Date/Time: _____ Relinquished by: _____ Date/Time: _____		Method of Shipment: Received by: _____ Company: _____ Received by: _____ Company: _____ Received by: _____ Company: _____ Cooler Temperature(s) °C and Other Remarks:							



# Login Sample Receipt Checklist

Client: KPRG and Associates, Inc.

Job Number: 500-190573-1

**Login Number: 190573**

**List Source: Eurofins TestAmerica, Chicago**

**List Number: 1**

**Creator: Scott, Sherri L**

Question	Answer	Comment
Radioactivity wasn't checked or is <=/ background as measured by a survey meter.	True	
The cooler's custody seal, if present, is intact.	True	
Sample custody seals, if present, are intact.	True	
The cooler or samples do not appear to have been compromised or tampered with.	True	
Samples were received on ice.	True	
Cooler Temperature is acceptable.	True	
Cooler Temperature is recorded.	True	5.8
COC is present.	True	
COC is filled out in ink and legible.	True	
COC is filled out with all pertinent information.	True	
Is the Field Sampler's name present on COC?	True	
There are no discrepancies between the containers received and the COC.	True	
Samples are received within Holding Time (excluding tests with immediate HTs)	True	
Sample containers have legible labels.	True	
Containers are not broken or leaking.	True	
Sample collection date/times are provided.	True	
Appropriate sample containers are used.	True	
Sample bottles are completely filled.	True	
Sample Preservation Verified.	True	
There is sufficient vol. for all requested analyses, incl. any requested MS/MSDs	True	
Containers requiring zero headspace have no headspace or bubble is <6mm (1/4").	N/A	
Multiphasic samples are not present.	True	
Samples do not require splitting or compositing.	True	
Residual Chlorine Checked.	N/A	



## Login Sample Receipt Checklist

Client: KPRG and Associates, Inc.

Job Number: 500-190573-1

**Login Number: 190573**

**List Number: 2**

**Creator: Homolar, Dana J**

**List Source: Eurofins TestAmerica, Cedar Falls**

**List Creation: 11/05/20 12:18 PM**

Question	Answer	Comment
Radioactivity wasn't checked or is <=/ background as measured by a survey meter.	N/A	
The cooler's custody seal, if present, is intact.	True	
Sample custody seals, if present, are intact.	N/A	
The cooler or samples do not appear to have been compromised or tampered with.	True	
Samples were received on ice.	True	
Cooler Temperature is acceptable.	True	
Cooler Temperature is recorded.	True	
COC is present.	True	
COC is filled out in ink and legible.	True	
COC is filled out with all pertinent information.	True	
Is the Field Sampler's name present on COC?	False	Received project as a subcontract.
There are no discrepancies between the containers received and the COC.	True	
Samples are received within Holding Time (excluding tests with immediate HTs)	True	
Sample containers have legible labels.	True	
Containers are not broken or leaking.	True	
Sample collection date/times are provided.	True	
Appropriate sample containers are used.	True	
Sample bottles are completely filled.	True	
Sample Preservation Verified.	True	
There is sufficient vol. for all requested analyses, incl. any requested MS/MSDs	True	
Containers requiring zero headspace have no headspace or bubble is <6mm (1/4").	True	
Multiphasic samples are not present.	True	
Samples do not require splitting or compositing.	True	
Residual Chlorine Checked.	N/A	

# Lab Chronicle

Client: KPRG and Associates, Inc.  
Project/Site: Will County CCR

Job ID: 500-190573-1

## Client Sample ID: MW-05

Date Collected: 11/04/20 11:45

Date Received: 11/04/20 15:30

## Lab Sample ID: 500-190573-1

Matrix: Water

Prep Type	Batch Type	Batch Method	Run	Dilution Factor	Batch Number	Prepared or Analyzed	Analyst	Lab
Total Recoverable	Prep	3005A			571464	11/11/20 08:01	LMN	TAL CHI
Total Recoverable	Analysis	6020A		1	571798	11/12/20 11:44	FXG	TAL CHI
Total Recoverable	Prep	3005A			571464	11/11/20 08:01	LMN	TAL CHI
Total Recoverable	Analysis	6020A		20	572048	11/13/20 11:36	FXG	TAL CHI
Total/NA	Analysis	SM 2540C		1	298833	11/10/20 15:39	SAS	TAL CF
Total/NA	Analysis	SM 4500 CI- E		1	571749	11/12/20 08:25	EAT	TAL CHI
Total/NA	Analysis	SM 4500 F C		1	572899	11/18/20 14:49	MS	TAL CHI
Total/NA	Analysis	SM 4500 SO4 E		10	571365	11/10/20 15:18	RES	TAL CHI

## Client Sample ID: MW-06

Date Collected: 11/03/20 11:55

Date Received: 11/04/20 15:30

## Lab Sample ID: 500-190573-2

Matrix: Water

Prep Type	Batch Type	Batch Method	Run	Dilution Factor	Batch Number	Prepared or Analyzed	Analyst	Lab
Total Recoverable	Prep	3005A			571464	11/11/20 08:01	LMN	TAL CHI
Total Recoverable	Analysis	6020A		1	571798	11/12/20 12:08	FXG	TAL CHI
Total Recoverable	Prep	3005A			571464	11/11/20 08:01	LMN	TAL CHI
Total Recoverable	Analysis	6020A		10	572048	11/13/20 12:00	FXG	TAL CHI
Total/NA	Analysis	SM 2540C		1	298666	11/09/20 16:02	SAS	TAL CF
Total/NA	Analysis	SM 4500 CI- E		1	571749	11/12/20 08:26	EAT	TAL CHI
Total/NA	Analysis	SM 4500 F C		1	572899	11/18/20 14:52	MS	TAL CHI
Total/NA	Analysis	SM 4500 SO4 E		5	571365	11/10/20 15:18	RES	TAL CHI

## Client Sample ID: MW-09

Date Collected: 11/03/20 12:10

Date Received: 11/04/20 15:30

## Lab Sample ID: 500-190573-3

Matrix: Water

Prep Type	Batch Type	Batch Method	Run	Dilution Factor	Batch Number	Prepared or Analyzed	Analyst	Lab
Total Recoverable	Prep	3005A			571464	11/11/20 08:01	LMN	TAL CHI
Total Recoverable	Analysis	6020A		1	571798	11/12/20 12:29	FXG	TAL CHI
Total Recoverable	Prep	3005A			571464	11/11/20 08:01	LMN	TAL CHI
Total Recoverable	Analysis	6020A		10	572048	11/13/20 12:04	FXG	TAL CHI
Total/NA	Analysis	SM 2540C		1	298666	11/09/20 16:02	SAS	TAL CF
Total/NA	Analysis	SM 4500 CI- E		5	571749	11/12/20 09:05	EAT	TAL CHI
Total/NA	Analysis	SM 4500 F C		1	572899	11/18/20 14:56	MS	TAL CHI
Total/NA	Analysis	SM 4500 SO4 E		5	571365	11/10/20 15:18	RES	TAL CHI

## Client Sample ID: MW-10

Date Collected: 11/03/20 13:10

Date Received: 11/04/20 15:30

## Lab Sample ID: 500-190573-4

Matrix: Water

Prep Type	Batch Type	Batch Method	Run	Dilution Factor	Batch Number	Prepared or Analyzed	Analyst	Lab
Total Recoverable	Prep	3005A			571464	11/11/20 08:01	LMN	TAL CHI
Total Recoverable	Analysis	6020A		1	571798	11/12/20 12:32	FXG	TAL CHI

Eurofins TestAmerica, Chicago

# Lab Chronicle

Client: KPRG and Associates, Inc.  
Project/Site: Will County CCR

Job ID: 500-190573-1

**Client Sample ID: MW-10**

**Date Collected: 11/03/20 13:10**

**Date Received: 11/04/20 15:30**

**Lab Sample ID: 500-190573-4**

**Matrix: Water**

Prep Type	Batch Type	Batch Method	Run	Dilution Factor	Batch Number	Prepared or Analyzed	Analyst	Lab
Total Recoverable	Prep	3005A			571464	11/11/20 08:01	LMN	TAL CHI
Total Recoverable	Analysis	6020A		10	572048	11/13/20 12:07	FXG	TAL CHI
Total/NA	Analysis	SM 2540C		1	298666	11/09/20 16:02	SAS	TAL CF
Total/NA	Analysis	SM 4500 CI- E		5	571749	11/12/20 09:06	EAT	TAL CHI
Total/NA	Analysis	SM 4500 F C		1	572899	11/18/20 14:59	MS	TAL CHI
Total/NA	Analysis	SM 4500 SO4 E		10	571365	11/10/20 15:20	RES	TAL CHI

**Client Sample ID: MW-11**

**Date Collected: 11/03/20 14:26**

**Date Received: 11/04/20 15:30**

**Lab Sample ID: 500-190573-5**

**Matrix: Water**

Prep Type	Batch Type	Batch Method	Run	Dilution Factor	Batch Number	Prepared or Analyzed	Analyst	Lab
Total Recoverable	Prep	3005A			571464	11/11/20 08:01	LMN	TAL CHI
Total Recoverable	Analysis	6020A		1	571798	11/12/20 12:36	FXG	TAL CHI
Total Recoverable	Prep	3005A			571464	11/11/20 08:01	LMN	TAL CHI
Total Recoverable	Analysis	6020A		20	572048	11/13/20 12:11	FXG	TAL CHI
Total/NA	Analysis	SM 2540C		1	298666	11/09/20 16:02	SAS	TAL CF
Total/NA	Analysis	SM 4500 CI- E		5	571749	11/12/20 09:07	EAT	TAL CHI
Total/NA	Analysis	SM 4500 F C		1	572899	11/18/20 15:04	MS	TAL CHI
Total/NA	Analysis	SM 4500 SO4 E		3	571365	11/10/20 15:20	RES	TAL CHI

**Client Sample ID: MW-12**

**Date Collected: 11/03/20 10:50**

**Date Received: 11/04/20 15:30**

**Lab Sample ID: 500-190573-6**

**Matrix: Water**

Prep Type	Batch Type	Batch Method	Run	Dilution Factor	Batch Number	Prepared or Analyzed	Analyst	Lab
Total Recoverable	Prep	3005A			571464	11/11/20 08:01	LMN	TAL CHI
Total Recoverable	Analysis	6020A		1	571798	11/12/20 12:39	FXG	TAL CHI
Total Recoverable	Prep	3005A			571464	11/11/20 08:01	LMN	TAL CHI
Total Recoverable	Analysis	6020A		10	572048	11/13/20 12:14	FXG	TAL CHI
Total/NA	Analysis	SM 2540C		1	298666	11/09/20 16:02	SAS	TAL CF
Total/NA	Analysis	SM 4500 CI- E		5	571749	11/12/20 09:07	EAT	TAL CHI
Total/NA	Analysis	SM 4500 F C		1	572899	11/18/20 15:07	MS	TAL CHI
Total/NA	Analysis	SM 4500 SO4 E		5	571365	11/10/20 15:20	RES	TAL CHI

**Client Sample ID: Dup**

**Date Collected: 11/03/20 00:00**

**Date Received: 11/04/20 15:30**

**Lab Sample ID: 500-190573-7**

**Matrix: Water**

Prep Type	Batch Type	Batch Method	Run	Dilution Factor	Batch Number	Prepared or Analyzed	Analyst	Lab
Total Recoverable	Prep	3005A			571464	11/11/20 08:01	LMN	TAL CHI
Total Recoverable	Analysis	6020A		1	571798	11/12/20 12:50	FXG	TAL CHI
Total Recoverable	Prep	3005A			571464	11/11/20 08:01	LMN	TAL CHI
Total Recoverable	Analysis	6020A		10	572048	11/13/20 12:18	FXG	TAL CHI

Eurofins TestAmerica, Chicago

# Lab Chronicle

Client: KPRG and Associates, Inc.  
Project/Site: Will County CCR

Job ID: 500-190573-1

**Client Sample ID: Dup**

**Lab Sample ID: 500-190573-7**

**Date Collected: 11/03/20 00:00**

**Matrix: Water**

**Date Received: 11/04/20 15:30**

<u>Prep Type</u>	<u>Batch Type</u>	<u>Batch Method</u>	<u>Run</u>	<u>Dilution Factor</u>	<u>Batch Number</u>	<u>Prepared or Analyzed</u>	<u>Analyst</u>	<u>Lab</u>
Total/NA	Analysis	SM 2540C		1	298666	11/09/20 16:02	SAS	TAL CF
Total/NA	Analysis	SM 4500 Cl- E		5	571749	11/12/20 09:08	EAT	TAL CHI
Total/NA	Analysis	SM 4500 F C		1	572899	11/18/20 15:24	MS	TAL CHI
Total/NA	Analysis	SM 4500 SO4 E		5	571365	11/10/20 15:21	RES	TAL CHI

**Laboratory References:**

TAL CF = Eurofins TestAmerica, Cedar Falls, 3019 Venture Way, Cedar Falls, IA 50613, TEL (319)277-2401

TAL CHI = Eurofins TestAmerica, Chicago, 2417 Bond Street, University Park, IL 60484, TEL (708)534-5200