KPRG

ENVIRONMENTAL CONSULTATION & REMEDIATION

KPRG and Associates, Inc.

FEDERAL CCR COMPLIANCE ANNUAL GROUNDWATER MONITORING and CORRECTIVE ACTION REPORT - 2021

Midwest Generation, LLC
Joliet #9 Generating Station
1601 South Patterson Road
Joliet, Illinois

Prepared By: KPRG and Associates, Inc.
14665 West Lisbon Road, Suite 1A
Brookfield, WI 53005

January 31, 2022

TABLE OF CONTENTS

OVERVIEW 1
1.0 INTRODUCTION 4
2.0 FIELD PROCEDURES AND GROUNDWATER FLOW EVALUATION 5
2.1 Field Procedures 5
2.2 Groundwater Flow Evaluation 5
3.0 ANALYTICAL DATA AND STATUS OF EVALUATIONS 7
3.1 Sampling Summary 7
3.2 Data Summary 7
3.3 Current Status 7
4.0 SUMMARY/CONCLUSIONS AND RECOMMENDATIONS 8
5.0 REFERENCES 9

FIGURES

1 – CCR Monitoring Wells Site Map
2 – CCR Groundwater Contour Second Quarter 2021
3 – CCR Groundwater Contour Fourth Quarter 2021

TABLES

1 – Groundwater Elevations
2 – Groundwater Flow Direction and Estimated Seepage Velocity/Flow Rate
3 – CCR Groundwater Sample Collection Summary for 2021 – Joliet #9 Lincoln Stone Quarry
4 – Appendix III Groundwater Analytical Results through 2021
5 – Appendix IV Groundwater Analytical Results through 2021
6 – Appendix III Expanded Network Groundwater Analytical Results through 2021
7 – Appendix IV Expanded Network Groundwater Analytical Results through 2021

APPENDICES

A – Analytical Data Packages

OVERVIEW

Groundwater monitoring requirements in accordance with the Federal Register, Environmental Protection Agency, 40 CFR Parts 257.94 and 257.95 Hazardous and Solid Waste Management System; Disposal of Coal Combustion Residuals from Electric Utilities; Final Rule dated April 17, 2015 (CCR Rule) and subsequent amendments, have been completed for the ash disposal unit (Lincoln Stone Quarry [LSQ]) monitoring wells located at the Midwest Generation, LLC (Midwest Generation) Joliet #9 Generating Station. The CCR monitoring well network consists of ten monitoring wells (R08S, G20S, G30S, R32S, G44S, G45S, G46S, G47S, G48S and T03S) as shown on Figure 1. Wells T03S and G45S are considered background monitoring wells. The assessment groundwater monitoring network was expanded in the 4th quarter 2018 to assist in defining the nature and extent of impacts as required under 257.95(g)(1). The expanded assessment network includes wells G31S, G33S, T01S, T02S, T04S, T05S, T06S, T08S and T09S. It is noted that Figure 1 also includes twelve extraction wells (X101 through X112) along the south side of the LSQ which are part of an interim corrective action which intercepts southward migration of groundwater from the LSQ. It is also noted that monitoring well T04S, which was located on Vulcan Quarry property and was previously being sampled as part of the expanded assessment monitoring network, was abandoned circa May 2020 by Vulcan due to expansion of their mining operations.

This overview of the 2021 groundwater monitoring period is provided in accordance with revised requirements under Section 257.90(e)(6). Each required item is discussed separately below.

- Section 257.90(e)(6)(i) – At the start of the current monitoring period, the subject CCR unit was operating under the assessment monitoring program outlined in Section 257.95.

- Section 257.90(e)(6)(ii) – At the end of the current monitoring period, the subject CCR unit continues to operate under the assessment monitoring program outlined in Section 257.95.

- Section 257.90(e)(6)(iii) – The following statistically significant increases (SSIs) above established background for the Appendix III detection monitoring constituents were noted during this monitoring period:

  CCR Wells
  - G45S –fluoride (December only).
  - T03S – boron ((December only), calcium (December only).
  - R08S – boron, calcium, pH, sulfate.
  - G20S –boron, fluoride, pH (December only).
  - G30S – boron, fluoride, pH, sulfate, TDS.

- R32S – boron, calcium, sulfate.
- G44S – boron, calcium (December only), pH (June only).
- G46S – boron, calcium (December only), pH, sulfate, TDS.
- G47S – boron, fluoride, pH, sulfate, TDS.
- G48S – boron, fluoride, pH (December only), sulfate, TDS (June only).

Expanded Assessment Wells

- G31S – boron, calcium, sulfate, TDS.
- G33S – boron (June only), fluoride.
- T01S – boron, fluoride, pH, sulfate.
- T02S – boron, fluoride, pH, sulfate (June only).
- T05S – boron, fluoride, pH, sulfate, TDS.
- T06S – fluoride.
- T08S – boron, fluoride (June only), pH, sulfate, TDS.
- T09S – boron, calcium (December only), fluoride, sulfate, TDS.

The initial statistical evaluation of Appendix III constituents determined that there were SSIs in downgradient monitoring wells relative to established background for various Appendix III parameters at various downgradient monitoring locations. The monitoring program was transitioned to assessment monitoring under Section 257.95 in January 2018.

- Section 257.90(e)(6)(iv) – There were confirmed statistically significant levels (SSLs) above groundwater protection standards for the Appendix IV assessment monitoring constituents for this unit recorded during this monitoring period. Various wells showed concentrations of four Appendix IV parameters above the established GWPSs. Specifically, these were:

  - Molybdenum – CCR wells T03S (December only), R08S, R32S, G44S, G46S, G47S, G48S, and expanded network wells G31S, T01S, T02S, T05S, T08S, T09S.
  - Lithium – CCR wells R08S, G20S (June only), R32S, G46S, G47S, and expanded network wells G31S, T09S.
  - Arsenic – CCR wells G46S, G47S, and expanded network wells T01S, T05S, T08S.
  - Cobalt - Expanded network well T01S (December only).

  The assessment of corrective measures was initiated in March 2019 and completed on May 31, 2019. A public meeting to present the results of the corrective measures study was held on August 27, 2019.

- Section 257.90(e)(6)(v) – Remedy selection pursuant to Section 257.97 is in process; however, was not completed during this reporting period.

- Section 257.90(e)(6)(vi) – Remedial activities pursuant to Section 257.98 were not initiated during this reporting period.

1.0 INTRODUCTION

The groundwater sampling for the 2021 semi-annual assessment monitoring requirements in accordance with the Federal Register, Environmental Protection Agency, 40 CFR Parts 257.94 and 257.95, Hazardous and Solid Waste Management System; Disposal of Coal Combustion Residuals from Electric Utilities; Final Rule dated April 17, 2015 (CCR Rule) have been completed for the ash disposal unit (Lincoln Stone Quarry [LSQ]) monitoring wells located at the Midwest Generation, LLC (Midwest Generation) Joliet #9 Generating Station. The CCR monitoring well network consists of ten monitoring wells (R08S, G20S, G30S, R32S, G44S, G45S, G46S, G47S, G48S and T03S) as shown on Figure 1. Wells T03S and G45S are considered background monitoring wells. The assessment groundwater monitoring network was expanded in the 4th quarter 2018 to assist in defining the nature and extent of impacts as required under 257.95(g)(1). The current expanded assessment network includes wells G31S, G33S, T01S, T02S, T05S, T06S, T08S and T09S. It is noted that Figure 1 also includes twelve extraction wells (X101 through X112) along the south side of the LSQ which are part of an interim corrective action, initiated in 2010 and expanded in 2012, which intercepts southward migration of groundwater from the LSQ. It is also noted that monitoring well T04S, which was located on Vulcan Quarry property and was previously being sampled as part of the expanded assessment monitoring network, was abandoned circa May 2020 by Vulcan due to expansion of their mining operations.

This annual report covers the work performed relative to CCR groundwater monitoring during the calendar year 2021. It does not duplicate information or activities reported in previous annual submittals. It is prepared in accordance with Section 257.90(e)(1-6) and summarizes the sampling procedures used, provides an evaluation of groundwater flow conditions, summarizes the analytical data generated, presents the statistical evaluations and assessment monitoring completed, identifies the other key compliance actions completed during the year and provides the current status of the site compliance activities along with recommendations.

2.0 FIELD PROCEDURES AND GROUNDWATER FLOW EVALUATION

2.1 Field Procedures

As previously noted, the CCR groundwater monitoring network around the LSQ at the Joliet #9 facility consists of ten monitoring wells (R08S, G20S, G30S, R32S, G44S, G45S, G46S, G47S, G48S and T03S) and an expanded assessment network which includes wells G31S, G33S, T01S, T02S, T05S, T06S, T08S and T09S as shown on Figure 1. As part of sampling procedures, the integrity of all monitoring wells was inspected and water levels were obtained using an electronic water level meter (see summary of water level discussion below). All wells were found in good condition with locked protector casings and intact concrete surface seals.

All groundwater samples were collected using the low-flow sampling technique from dedicated pumps. The samples were not filtered prior to analysis to provide for total metals concentrations as opposed to dissolved metals concentrations. One duplicate sample was collected from a randomly selected monitoring well per sampling event for quality assurance purposes. The duplicate samples from the June and December 2021 sampling events were from monitoring wells G33S and R32S, respectively.

2.2 Groundwater Flow Evaluation

Water level data measurements were obtained from each well during each round of groundwater monitoring. A complete round of water levels was collected prior to initiating sampling, and the water level data are summarized in Table 1. The water levels were used to generate a groundwater flow map for each sampling event which are provided as Figures 2 and 3. It is noted that water levels were also concurrently measured at other monitoring well locations in the area that are not part of the CCR monitoring network. The full set of water levels were used to generate a groundwater flow map for each sampling event. A review of the maps indicates groundwater flow to the north and west from the LSQ. Groundwater moving to the south-southeast due to dewatering operations at the nearby Vulcan Quarry is captured by the extraction well system along the southern perimeter of the LSQ and discharged back into the LSQ. In accordance with general groundwater sampling requirements under Section 257.93(c), Table 2 provides a summary of the natural flow direction (i.e., not affected by extraction well or Vulcan Quarry pumping) and an estimated rate of groundwater flow for each sampling event. The flow rate was calculated using the following equation:

$$V_s = \frac{K\,dh}{n_e\,dl}\text{, where}$$

V_s is seepage velocity (distance/time)
K is hydraulic conductivity (distance/time)
dh/dl is hydraulic gradient (unitless)
n_e is effective porosity (unitless)

The average hydraulic conductivity of 1.38×10^{-5} ft/sec used in Table 2 was obtained from the Revised Groundwater Impact Assessment Lincoln Stone Quarry Landfill – Addendum to IEPA Application Logs 2004-052 and 2009-213 dated March 13, 2013. The estimated effective porosity of the aquifer materials (0.05) was also obtained from the above noted document.

3.0 ANALYTICAL DATA AND STATUS OF EVALUATIONS

3.1 Sampling Summary

The groundwater sampling summary from 2021 is provided in Table 3, in accordance with 257.90 (e)(3).

3.2 Data Summary

As discussed in Section 1.0, this site is in assessment monitoring. The analytical data from the assessment monitoring groundwater sampling for Appendix III and IV parameters are provided in Tables 4 and 5, respectively for the standard monitoring wells, and in Tables 6 and 7 for the expanded assessment wells, respectively. Tables 4 and 6 include Prediction Limits (PLs) for Appendix III parameters and Tables 5 and 7 include site-specific Groundwater Protection Standards (GWPSs) under the federal CCR rule for detected Appendix IV constituents. All tables include the sample dates and whether the specific well is considered upgradient or downgradient relative to groundwater flow and the regulated unit(s). All duplicate values were within an acceptable range. The analytical data packages from these sampling events are provided in Appendix A.

3.3 Current Status

The site continues to be in semi-annual assessment monitoring. Additional study is being developed for refining the definition of the extent of impacts in accordance with Section 257.95(g)(1), as necessary.

4.0 SUMMARY/CONCLUSIONS AND RECOMMENDATIONS

The site continues to be in semi-annual assessment monitoring. The assessment monitoring requirements in accordance with the CCR rule are being successfully met. Various wells showed concentrations of four Appendix IV parameters above the established GWPSs. Specifically, these were molybdenum (CCR wells T03S (December only), R08S, R32S, G44S, G46S, G47S, G48S, and expanded network wells G31S, T01S, T02S, T05S, T08S, T09S), lithium (CCR wells R08S, G20S (June only), R32S, G46S, G47S, and expanded network wells G31S, T09S), arsenic (CCR wells G46S, G47S, and expanded network wells T01S, T05S, T08S), and cobalt (expanded network well T01S (December only)).

At this time, it is recommended to continue with assessment monitoring in accordance with Section 257.95 and formalize selection of remedy in accordance with Section 257.97. It is noted that once the final remedy is selected, initiation of remedial activities must occur within 90-days in accordance with Section 257.98.

5.0 REFERENCES

- Federal Register, Environmental Protection Agency, 40 CFR Parts 257 and 261, Hazardous and Solid Waste Management System; Disposal of Coal Combustion Residuals From Electric Utilities; Final Rule. Vol. 80, No. 74, Friday April 17, 2015.

- KPRG and Associates, Inc. and Geo-Hydro, Inc., Revised Groundwater Impact Assessment Lincoln Stone Quarry Landfill – Addendum to IEPA Application Logs 2004-052 and 2009-213. March 13, 2013.

- KPRG and Associates, Inc., CCR Assessment of Corrective Measures Joliet #9 Generating Station Time Extension. March 28, 2019.

- KPRG and Associates, Inc., CCR Compliance Assessment of Corrective Measures Report Lincoln Stone Quarry. May 31, 2019.

- KPRG and Associates, Inc., CCR Compliance Monitoring, Sampling and Analysis Plan, Midwest Generation, LLC Joliet #9 Generating Station. October 10, 2017.

- KPRG and Associates, Inc., Statistical Evaluation Summary CCR Groundwater Monitoring Joliet #9 Generating Station. January 12, 2018.

- KPRG and Associates, Inc., Initial Assessment Monitoring Data Evaluation CCR Groundwater Monitoring Joliet #9 Generating Station. April 12, 2018.

- KPRG and Associates, Inc., Statistical Evaluation Summary CCR Groundwater Assessment Monitoring Powerton Generation Station. October 4, 2018; Revised October 18, 2018.

- KPRG and Associates, Inc., CCR Compliance Statistical Approach for Groundwater Data Evaluation, Midwest Generation, LLC Joliet #9 Generating Station. October 10, 2017.

- KPRG and Associates, Inc., CCR Compliance Annual Groundwater Monitoring and Corrective Action Reports, Midwest Generation, LLC Joliet #9 Generating Station. January 31, 2017, 2018, 2019 and 2020.

FIGURES

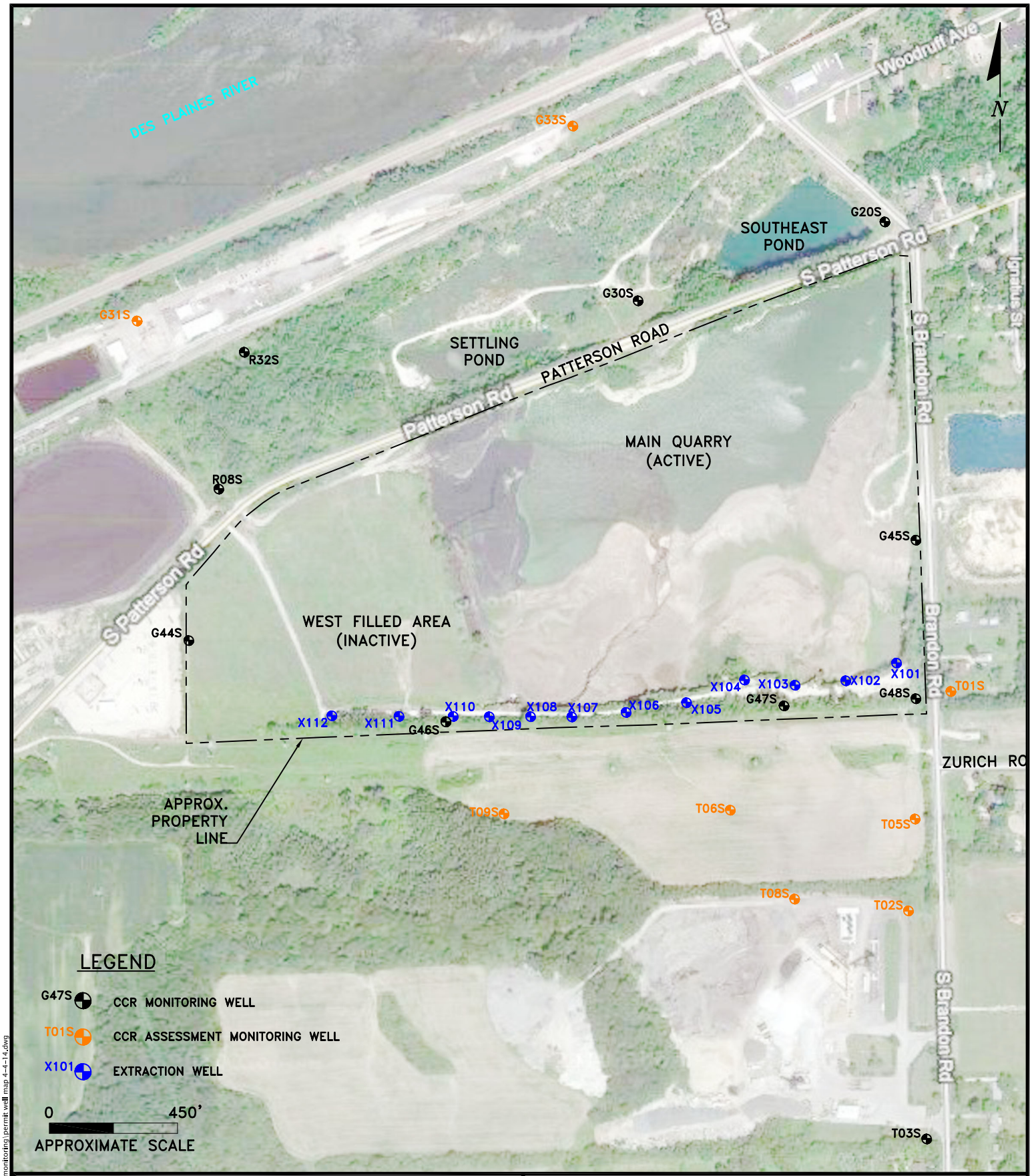

ENVIRONMENTAL CONSULTATION & REMEDIATION

KPRG

KPRG and Associates, inc.

14665 West Lisbon Road, Suite 1A Brookfield, Wisconsin 53005 Telephone 262-781-0475 Facsimile 262-781-0478

414 Plaza Drive, Suite 106 Westmont, Illinois 60559 Telephone 630-325-1300 Facsimile 630-325-1593

CCR MONITORING WELL SITE MAP

LINCOLN STONE QUARRY
JOLIET, ILLINOIS

Scale: 1" = 450' | Date: January 13, 2022

KPRG Project No. 12313.3 | FIGURE 1

W:\projects\midwest generation\lincoln quarry gw monitoring\permit well map 4-4-14.dwg

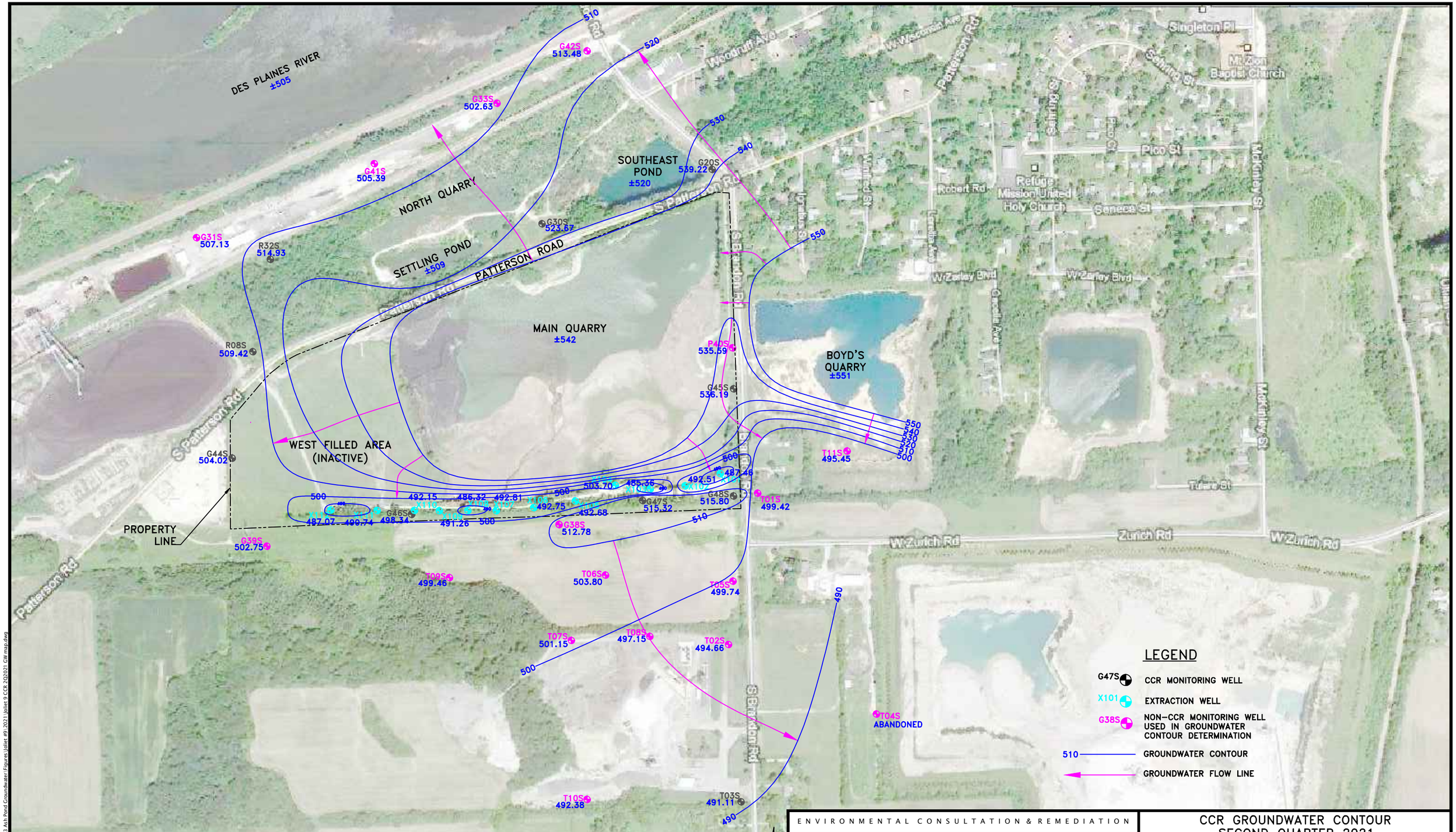

Note: This map includes water levels from other surrounding wells not within CCR network.

ENVIRONMENTAL CONSULTATION & REMEDIATION

KPRG

KPRG and Associates, inc.

14665 West Lisbon Road, Suite 1A Brookfield, Wisconsin 53005 Telephone 262-781-0475 Facsimile 262-781-0478

414 Plaza Drive, Suite 106 Westmont, Illinois 60559 Telephone 630-325-1300 Facsimile 630-325-1593

CCR GROUNDWATER CONTOUR
SECOND QUARTER 2021

LINCOLN STONE QUARRY
JOLIET, ILLINOIS

Scale: 1" = 450' | Date: July 23, 2021

KPRG Project No. 11306 | FIGURE 2

W:\projects\midwest generation\12313 Ash Pond Groundwater\Figures\Joliet #9\2021\Joliet 9 CCR 2Q2021 GW map.dwg

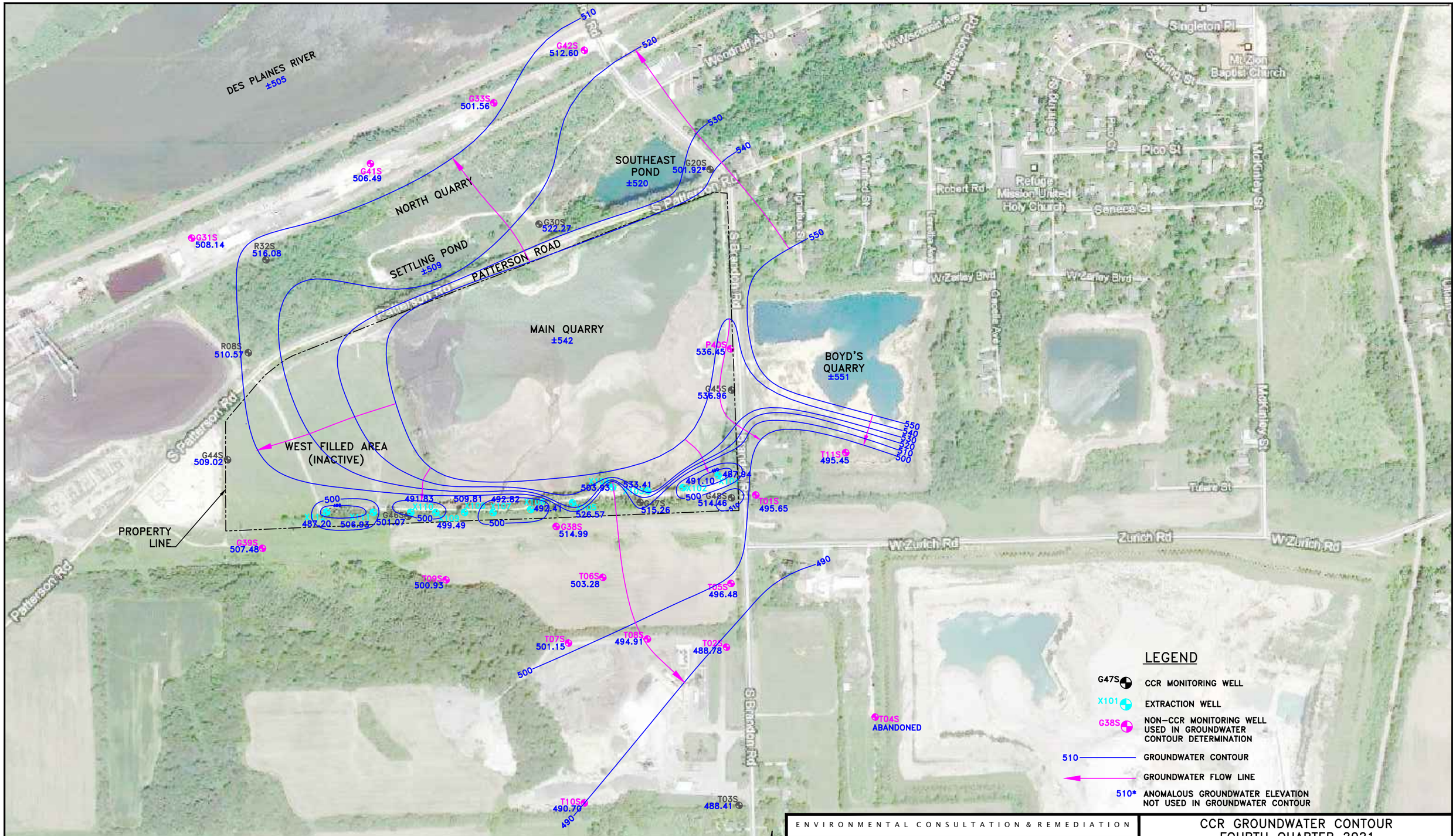

Note: This map includes water levels from other surrounding wells not within CCR network.

ENVIRONMENTAL CONSULTATION & REMEDIATION

KPRG

KPRG and Associates, inc.

14665 West Lisbon Road, Suite 1A Brookfield, Wisconsin 53005 Telephone 262-781-0475 Facsimile 262-781-0478

414 Plaza Drive, Suite 106 Westmont, Illinois 60559 Telephone 630-325-1300 Facsimile 630-325-1593

CCR GROUNDWATER CONTOUR
FOURTH QUARTER 2021

LINCOLN STONE QUARRY
JOLIET, ILLINOIS

Scale: 1" = 450' | Date: January 26, 2022

KPRG Project No. 11306 | FIGURE 3

TABLES

Table 1. Groundwater Elevations, Midwest Generation, LLC, Joliet Station #9

Well ID	Date[1]	Top of Casing Elevation (ft above MSL)	Depth to Groundwater (ft below TOC)	Groundwater Elevation (ft above MSL)
R08S	Nov-2015	578.65	66.74	511.91
	May-2016	578.65	67.02	511.63
	Jun-2016	578.65	67.50	511.15
	Aug-2016	578.65	67.47	511.18
	Nov-2016	578.65	67.84	510.81
	Feb-2017	578.65	69.28	509.37
	May-2017	578.65	67.56	511.09
	Jul-2017	578.65	67.54	511.11
	Sep-2017	578.65	65.72	512.93
	Nov-2017	578.65	64.83	513.82
	Mar-2018	578.65	65.12	513.53
	May-2018	578.65	65.31	513.34
	Oct-2018	578.62	65.48	513.14
	May-2019	578.62	67.24	511.38
	Nov-2019	578.62	66.78	511.84
	Apr-2020	578.62	65.63	512.99
	Oct-2020	578.62	68.14	510.48
	Apr-2021	578.62	69.20	509.42
	Oct-2021	578.62	68.05	510.57
G20S	Nov-2015	580.33	55.33	525.00
	May-2016	580.33	51.32	529.01
	Jun-2016	580.33	53.14	527.19
	Aug-2016	580.33	61.32	519.01
	Nov-2016	580.33	54.69	525.64
	Feb-2017	580.33	52.41	527.92
	May-2017	580.33	46.06	534.27
	Jul-2017	580.33	47.85	532.48
	Sep-2017	580.33	49.02	531.31
	Nov-2017	580.33	52.57	527.76
	Mar-2018	580.33	46.65	533.68
	May-2018	580.33	48.83	531.50
	Oct-2018	580.91	49.46	531.45
	May-2019	580.91	39.03	541.88
	Nov-2019	580.91	41.82	539.09
	Apr-2020	580.91	41.69	539.22
	Oct-2020	580.91	46.74	534.17
	Apr-2021	580.91	45.69	535.22
	Oct-2021	580.91	78.99	501.92
G30S	Nov-2015	524.40	2.74	521.66
	May-2016	524.40	2.53	521.87
	Jun-2016	524.40	3.54	520.86
	Aug-2016	524.40	2.45	521.95
	Nov-2016	524.40	2.57	521.83
	Feb-2017	524.40	2.13	522.27
	May-2017	524.40	1.69	522.71
	Jul-2017	524.40	1.96	522.44
	Sep-2017	524.40	1.84	522.56
	Nov-2017	524.40	1.48	522.92
	Mar-2018	524.40	1.48	522.92
	May-2018	524.40	1.62	522.78
	Oct-2018	524.70	2.51	522.19
	May-2019	524.70	1.57	523.13
	Nov-2019	524.70	1.53	523.17
	Apr-2020	524.70	1.03	523.67
	Oct-2020	524.70	2.19	522.51
	Apr-2021	524.70	2.55	522.15
	Oct-2021	524.70	2.43	522.27
R32S	Nov-2015	536.81	19.99	516.82
	May-2016	536.81	19.72	517.09
	Jun-2016	536.81	20.51	516.30
	Aug-2016	536.81	20.51	516.30
	Nov-2016	536.81	20.24	516.57
	Feb-2017	536.81	21.12	515.69
	May-2017	536.81	19.33	517.48
	Jul-2017	536.81	19.38	517.43
	Sep-2017	536.81	17.91	518.90
	Nov-2017	536.81	16.32	520.49
	Mar-2018	536.81	16.98	519.83
	May-2018	536.81	20.26	516.55
	Oct-2018	536.99	18.32	518.67
	May-2019	536.99	19.28	517.71
	Nov-2019	536.99	19.09	517.90
	Apr-2020	536.99	17.74	519.25
	Oct-2020	536.99	20.76	516.23
	Apr-2021	536.99	22.06	514.93
	Oct-2021	536.99	20.91	516.08

MSL - Mean Sea Level
TOC - Top of Casing
[1] - Date of water levels collected at beginning of quarter, actual sample date may vary.

Table 1. Groundwater Elevations, Midwest Generation, LLC, Joliet Station #9

Well ID	Date[1]	Top of Casing Elevation (ft above MSL)	Depth to Groundwater (ft below TOC)	Groundwater Elevation (ft above MSL)
G44S	Nov-2015	586.69	80.54	506.15
	May-2016	586.69	80.42	506.27
	Jun-2016	586.69	80.68	506.01
	Aug-2016	586.69	80.65	506.04
	Nov-2016	586.69	80.69	506.00
	Feb-2017	586.69	84.34	502.35
	May-2017	586.69	82.14	504.55
	Jul-2017	586.69	81.13	505.56
	Sep-2017	586.69	80.15	506.54
	Nov-2017	586.69	77.10	509.59
	Mar-2018	586.69	78.74	507.95
	May-2018	586.69	80.17	506.52
	Oct-2018	586.53	78.21	508.32
	May-2019	586.53	80.05	506.48
	Nov-2019	586.53	79.96	506.57
	Apr-2020	586.53	79.25	507.28
	Oct-2020	586.53	81.51	505.02
	Apr-2021	586.53	82.51	504.02
	Oct-2021	586.53	77.51	509.02
G45S	Nov-2015	603.31	68.90	534.41
	May-2016	603.31	67.28	536.03
	Jun-2016	603.31	68.88	534.43
	Aug-2016	603.31	68.39	534.92
	Nov-2016	603.31	66.69	536.62
	Feb-2017	603.31	65.34	537.97
	May-2017	603.31	63.07	540.24
	Jul-2017	603.31	63.44	539.87
	Sep-2017	603.31	63.10	540.21
	Nov-2017	603.31	62.28	541.03
	Mar-2018	603.31	61.82	541.49
	May-2018	603.31	68.50	534.81
	Oct-2018	603.90	66.74	537.16
	May-2019	603.90	62.72	541.18
	Nov-2019	603.90	62.38	541.52
	Apr-2020	603.90	60.10	543.80
	Oct-2020	603.90	65.51	538.39
	Apr-2021	603.90	67.71	536.19
	Oct-2021	603.90	66.94	536.96
G46S	Nov-2015	601.32	95.78	505.54
	May-2016	601.32	96.74	504.58
	Jun-2016	601.32	97.31	504.01
	Aug-2016	601.32	97.32	504.00
	Nov-2016	601.32	97.50	503.82
	Feb-2017	601.32	98.14	503.18
	May-2017	601.32	98.43	502.89
	Jul-2017	601.32	98.96	502.36
	Sep-2017	601.32	96.61	504.71
	Nov-2017	601.32	95.65	505.67
	Mar-2018	601.32	96.80	504.52
	May-2018	601.32	95.59	505.73
	Oct-2018	601.43	91.34	510.09
	May-2019	601.43	101.40	500.03
	Nov-2019	601.43	100.01	503.83
	Apr-2020	601.43	100.19	501.24
	Oct-2020	601.43	101.44	499.99
	Apr-2021	601.43	103.09	498.34
	Oct-2021	601.43	100.36	501.07
G47S	Nov-2015	612.32	99.44	512.88
	May-2016	612.32	95.48	516.84
	Jun-2016	612.32	96.58	515.74
	Aug-2016	612.32	96.79	515.53
	Nov-2016	612.32	88.96	523.36
	Feb-2017	612.32	96.41	515.91
	May-2017	612.32	92.61	519.71
	Jul-2017	612.32	93.53	518.79
	Sep-2017	612.32	93.50	518.82
	Nov-2017	612.32	92.57	519.75
	Mar-2018	612.32	93.63	518.69
	May-2018	612.32	93.51	518.81
	Oct-2018	612.10	96.29	515.81
	May-2019	612.10	91.78	520.32
	Nov-2019	612.10	91.98	520.12
	Apr-2020	612.10	89.34	522.76
	Oct-2020	612.10	86.78	525.32
	Apr-2021	612.10	96.78	515.32
	Oct-2021	612.10	96.84	515.26

MSL - Mean Sea Level
TOC - Top of Casing
[1] - Date of water levels collected at beginning of quarter, actual sample date may vary.

Table 1. Groundwater Elevations, Midwest Generation, LLC, Joliet Station #9

Well ID	Date[1]	Top of Casing Elevation (ft above MSL)	Depth to Groundwater (ft below TOC)	Groundwater Elevation (ft above MSL)
G48S	Nov-2015	620.77	106.83	513.94
	May-2016	620.77	105.20	515.57
	Jun-2016	620.77	104.95	515.82
	Aug-2016	620.77	104.77	516.00
	Nov-2016	620.77	102.41	518.36
	Feb-2017	620.77	103.05	517.72
	May-2017	620.77	100.06	520.71
	Jul-2017	620.77	102.31	518.46
	Sep-2017	620.77	102.88	517.89
	Nov-2017	620.77	100.83	519.94
	Mar-2018	620.77	99.77	521.00
	May-2018	620.77	100.74	520.03
	Oct-2018	620.78	105.79	514.99
	May-2019	620.78	98.18	522.60
	Nov-2019	620.78	98.30	522.48
	Apr-2020	620.78	95.54	525.24
	Oct-2020	620.78	100.63	520.15
	Apr-2021	620.78	104.98	515.80
	Oct-2021	620.78	106.32	514.46
T03S	Nov-2015	629.65	136.30	493.35
	May-2016	629.65	135.24	494.41
	Jun-2016	629.65	134.26	495.39
	Aug-2016	629.65	134.13	495.52
	Nov-2016	629.65	135.03	494.62
	Feb-2017	629.65	134.92	494.73
	May-2017	629.65	131.87	497.78
	Jul-2017	629.65	135.99	493.66
	Sep-2017	629.65	136.40	493.25
	Nov-2017	629.65	133.61	496.04
	Mar-2018	629.65	131.05	498.60
	May-2018	629.65	134.42	495.23
	Oct-2018	629.89	140.03	489.86
	May-2019	629.89	125.79	504.10
	Oct-2019	629.89	132.92	496.97
	Apr-2020	629.89	133.84	496.05
	Oct-2020	629.89	135.88	494.01
	Apr-2021	629.89	138.78	491.11
	Oct-2021	629.89	141.48	488.41
G31S	Dec-2018	535.78	25.70	510.08
	Jun-2019	535.78	23.46	512.32
	Oct-2019	535.78	26.89	508.89
	Apr-2020	535.78	25.75	510.03
	Oct-2020	535.78	28.09	507.69
	Apr-2021	535.78	28.65	507.13
	Oct-2021	535.78	27.64	508.14
G33S	Dec-2018	535.66	27.06	508.60
	Jun-2019	535.66	23.41	512.25
	Oct-2019	535.66	25.64	510.02
	Apr-2020	535.66	27.00	508.66
	Oct-2020	535.66	32.27	503.39
	Apr-2021	535.66	33.03	502.63
	Oct-2021	535.66	34.09	501.57
T01S	Dec-2018	621.78	115.39	506.39
	Jun-2019	621.78	112.91	508.87
	Oct-2019	621.78	113.37	508.41
	Apr-2020	621.78	111.50	510.28
	Oct-2020	621.78	118.64	503.14
	Apr-2021	621.78	122.36	499.42
	Oct-2021	621.78	126.13	495.65
T02S	Dec-2018	626.16	133.88	492.28
	Jun-2019	626.16	128.33	497.83
	Oct-2019	626.16	129.36	496.80
	Apr-2020	626.16	128.41	497.75
	Oct-2020	626.16	131.54	494.62
	Apr-2021	626.16	131.50	494.66
	Oct-2021	626.16	137.38	488.78
T04S	Dec-2018	631.35	158.00	473.35
	Jun-2019	631.35	152.54	478.81
	Oct-2019	631.35	152.07	479.28
	Apr-2020	631.35	152.24	479.11
	Oct-2020	ABD	ABD	ABD
	Apr-2021	ABD	ABD	ABD
	Oct-2021	ABD	ABD	ABD
T05S	Dec-2018	623.45	123.78	499.67
	Jun-2019	623.45	116.70	506.75
	Oct-2019	623.45	117.14	506.31
	Apr-2020	623.45	115.73	507.72
	Oct-2020	623.45	120.68	502.77
	Apr-2021	623.45	123.71	499.74
	Oct-2021	623.45	126.97	496.48
T06S	Dec-2018	621.02	112.72	508.30
	Jun-2019	621.02	111.86	509.16
	Oct-2019	621.02	112.43	508.59
	Apr-2020	621.02	109.45	511.57
	Oct-2020	621.02	112.20	508.82
	Apr-2021	621.02	117.22	503.80
	Oct-2021	621.02	117.74	503.28

MSL - Mean Sea Level
TOC - Top of Casing
1 - Date of water levels collected at beginning of quarter, actual sample date may vary.
ABD - Abandoned. Vulcan property well removed by Vulcan as part of mine expansion.

Table 1. Groundwater Elevations, Midwest Generation, LLC, Joliet Station #9

Well ID	Date[1]	Top of Casing Elevation (ft above MSL)	Depth to Groundwater (ft below TOC)	Groundwater Elevation (ft above MSL)
T08S	Dec-2018	627.39	128.97	498.42
	Jun-2019	627.39	124.37	503.02
	Oct-2019	627.39	125.15	502.24
	Apr-2020	627.39	123.91	503.48
	Oct-2020	627.39	126.50	500.89
	Apr-2021	627.39	130.24	497.15
	Oct-2021	627.39	132.48	494.91
T09S	Dec-2018	603.74	94.75	508.99
	Jun-2019	603.74	102.30	501.44
	Oct-2019	603.74	101.91	501.83
	Apr-2020	603.74	100.63	503.11
	Oct-2020	603.74	103.07	500.67
	Apr-2021	603.74	104.28	499.46
	Oct-2021	603.74	102.81	500.93

MSL - Mean Sea Level
TOC - Top of Casing
[1] - Date of water levels collected at beginning of quarter, actual sample date may vary.

Table 2. Groundwater Flow Direction and Estimated Seepage Velocity/Flow Rate - Joliet #9 Generation Station (Lincoln Stone Quarry).

DATE	Natural Groundwater Flow Direction	K_{avg} (ft/sec)*	Average Hydraulic Gradient (ft/ft)	Porosity (unitless)**	Estimated Seepage Velocity (ft/day)
11/2015	Northerly and Westerly	1.38E-05	0.0293	0.05	0.70
5/2016	Northerly and Westerly	1.38E-05	0.0289	0.05	0.69
6/2016	Northerly and Westerly	1.38E-05	0.0287	0.05	0.68
8/2016	Northerly and Westerly	1.38E-05	0.0293	0.05	0.70
11/2016	Northerly and Westerly	1.38E-05	0.0301	0.05	0.72
2/2017	Northerly and Westerly	1.38E-05	0.0431	0.05	1.03
5/2017	Northerly and Westerly	1.38E-05	0.0364	0.05	0.87
7/2017	Northerly and Westerly	1.38E-05	0.0378	0.05	0.90
8/2017	Northerly and Westerly	1.38E-05	0.0364	0.05	0.87
11/2017	Northerly and Westerly	1.38E-05	0.0319	0.05	0.76
3/2018	Northerly and Westerly	1.38E-05	0.0384	0.05	0.92
5/2018	Northerly and Westerly	1.38E-05	0.0222	0.05	0.53
12/2018	Northerly and Westerly	1.38E-05	0.0321	0.05	0.77
6/2019	Northerly and Westerly	1.38E-05	0.0282	0.05	0.67
11/2019	Northerly and Westerly	1.38E-05	0.0269	0.05	0.64
5/2020	Northerly and Westerly	1.38E-05	0.0376	0.05	0.90
10/2020	Northerly and Westerly	1.38E-05	0.0311	0.05	0.74
4/2021	Northerly and Westerly	1.38E-05	0.0464	0.05	1.11
10/2021	Northerly and Westerly	1.38E-05	0.0409	0.05	0.98

* K_{avg} - Average hydraulic conductivity (feet/second) from Revised Groundwater Impacts assessment Lincoln Stone Quarry, 3/13/2013.
** - Porosity estimate from Revised Groundwater Impacts assessment Lincoln Stone Quarry, 3/13/2013.

Table 3. CCR Groundwater Sample Collection Summary for 2021 - Joliet #9 Lincoln Stone Quarry

Well ID	Number of Groundwater Sampling Events	Dates of Groundwater Sampling Events	Detection Monitoring (D) versus Assessment Monitoring (A)
G45S (Upgradient)	2	6/28/2021	A
		12/16/2021	A
T03S (Upgradient)	2	6/22/2021	A
		12/9/2021	A
R08S (Downgradient)	2	6/23/2021	A
		12/14/2021	A
G20S (Downgradient)	2	6/23/2021	A
		12/10/2021	A
G30S (Downgradient)	2	6/30/2021	A
		12/15/2021	A
R32S (Downgradient)	2	6/28/2021	A
		12/15/2021	A
G44S (Downgradient)	2	6/30/2021	A
		12/16/2021	A
G46S (Downgradient)	2	6/30/2021	A
		12/15/2021	A
G47S (Downgradient)	2	6/24/2021	A
		12/16/2021	A
G48S (Downgradient)	2	6/24/2021	A
		12/16/2021	A
G31S (Downgradient)	2	6/30/2021	A
		12/13/2021	A
G33S (Downgradient)	2	6/24/2021	A
		12/13/2021	A
T01S (Downgradient)	2	6/28/2021	A
		12/13/2021	A
T02S (Downgradient)	2	6/21/2021	A
		12/9/2021	A
T04S (Downgradient)	2	6/21/2021	ABD
		12/9/2021	ABD
T05S (Downgradient)	2	6/2/2021	A
		12/10/2021	A
T06S (Downgradient)	2	6/22/2021	A
		12/8/2021	A
T08S (Downgradient)	2	6/21/2021	A
		12/9/2021	A
T09S (Downgradient)	2	6/23/2021	A
		12/8/2021	A

ABD - Abandoned. Vulcan property well removed by Vulcan as part of mine expansion.

Table 4. Appendix III Groundwater Analytical Results through 2020- Midwest Generation, LLC, Joliet Station #9, Joliet, IL.

Well	Date	Boron	Calcium	Chloride	Fluoride	pH	Sulfate	Total Dissolved Solids
G45S up-gradient	11/20/2015	0.81	120	180	0.35	7.20	360	810
	5/12/2016	0.68	110	140	0.34	7.37	230	860
	6/30/2016	0.48	87	110	0.34	7.50	170	670
	8/25/2016	0.47	94	100	0.35	7.28	170	790
	11/16/2016	0.41	91	90	0.33	7.34	170	620
	2/14/2017	0.43	97	97	0.32	7.36	160	620
	5/23/2017	0.36	85	110	0.35	7.30	150	660
	7/7/2017	0.42	94	120	< 0.1	7.21	150	600
	Pred. Limit*	**1.031**	**133.2**	**206.7**	**0.35**	**7.61-7.03**	**360**	**1,007**
	9/26/2017	0.43	110	130	0.3	7.21	160	790
	11/21/2017	0.34	96	130	0.33	7.29	180	700
	3/9/2018	0.38	97	110	0.32	7.18	180	710
	5/21/2018	0.76	110	150	0.33	**7.00**	230	970
	12/7/2018	0.46	91	120	0.33	**7.02**	100	740
	6/28/2019	0.39	96	130	0.33	7.51	120	720
	11/14/2019	0.48	110	170	0.33	7.33	170	830
	6/26/2020	0.62	130	**220**	0.33	7.21	240	970
	12/11/2020	0.70	120	180	**0.38**	7.16	220	760
	6/28/2021	0.44	91	110	0.35	7.20	150	680
	12/16/2021	0.34	84	87	**0.36**	7.35	130	510
T03S up-gradient	11/19/2015	0.5	110	75	0.22	7.07	250	710
	5/5/2016	0.84	100	100	0.21	7.16	190	820
	6/28/2016	0.98	100	94	0.19	7.30	180	910
	8/25/2016	1.1	110	99	0.20	7.32	180	880
	11/17/2016	1.3	120	100	0.19	7.14	150	860
	2/15/2017	1.0	98	110	0.19	7.36	230	810
	5/22/2017	1.4	110	78	0.23	7.25	160	740
	7/7/2017	1.1	100	F1 71	< 0.1	7.32	180	710
	Pred. Limit*	**1.85**	**129**	**134**	**0.26**	**7.55-6.93**	**292**	**1,030**
	9/26/2017	1.3	110	80	0.21	7.19	240	790
	11/20/2017	1.7	98	90	0.24	7.13	230	770
	3/7/2018	1.5	110	110	0.23	7.34	250	900
	5/17/2018	1.8	100	82	0.24	7.07	210	890
	12/11/2018	1.8	100	**140**	0.23	6.96	160	890
	6/24/2019	**2.7**	100	89	**0.27**	7.17	260	830
	10/28/2019	1.5	100	73	0.25	7.19	< 500	780
	6/23/2020	**2.3**	97	74	**0.33**	7.29	240	770
	12/15/2020	1.4	**140**	F1 **170**	**0.27**	7.01	280	960
	6/22/2021	0.92	120	130	0.23	6.94	220	980
	12/9/2021	**2.4**	**130**	110	0.23	7.48	F1 280	870
R08S down-gradient	11/23/2015	6.9	130	77	0.19	7.80	520	740
	5/6/2016	6.1	120	80	0.19	7.70	380	820
	6/28/2016	6.8	130	89	0.18	7.49	320	960
	8/25/2016	6.3	120	84	0.19	7.54	350	890
	11/21/2016	6.4	120	86	0.17	7.53	280	790
	2/14/2017	5.4	150	220	0.17	7.60	280	1,000
	5/25/2017	12	250	90	0.17	7.56	340	830
	7/6/2017	6.3	140	87	0.17	7.62	350	830
	Pred. Limit	**1.01**	**126****	**203**	**0.35**	**7.52-7.04****	**360****	**955**
	9/25/2017	**7.3**	**140**	81	0.15	**7.57**	**390**	840
	11/21/2017	**7.3**	**130**	89	0.15	**8.05**	**380**	800
	3/8/2018	**7.4**	**150**	83	0.14	**8.62**	**420**	850
	5/18/2018	**7.7**	**140**	82	0.14	**8.25**	320	920
	12/13/2018	**7.7**	**140**	79	0.15	**8.11**	240	800
	6/19/2019	**8.5**	**140**	83	0.14	**8.10**	360	820
	11/11/2019	**6.4**	**140**	84	0.15	**7.91**	360	730
	6/26/2020	**7.9**	**140**	83	0.15	**8.32**	**370**	750
	12/14/2020	**8.0**	**130**	88	0.18	**8.15**	**400**	700
	6/23/2021	**7.6**	**140**	79	0.16	**8.07**	**430**	810
	12/14/2021	**7.8**	**150**	77	0.15	**8.37**	**410**	830
G20S down-gradient	11/19/2015	1.2	59	12	0.82	7.73	110	410
	5/11/2016	1.2	53	12	0.81	7.52	77	410
	6/29/2016	1.2	54	12	0.82	7.38	69	460
	8/23/2016	1.3	56	13	0.81	7.41	67	420
	11/17/2016	1.3	59	11	0.74	7.44	55	420
	2/13/2017	1.2	54	13	0.69	7.30	93	400
	5/24/2017	1.3	55	12	0.81	7.45	66	430
	7/5/2017	1.3	61	12	0.76	7.37	70	400
	Pred. Limit	**1.01**	**126****	**203**	**0.35**	**7.52-7.04****	**360****	**955**
	9/25/2017	**1.3**	60	12	**0.78**	7.30	76	440
	11/20/2017	**1.3**	59	13	**0.78**	7.06	85	390
	3/6/2018	**1.4**	63	12	**0.76**	7.32	88	460
	5/16/2018	**1.2**	61	12	**0.75**	7.06	87	410
	12/07/18	**1.2**	58	12	**0.76**	7.41	65	480
	6/18/2019	**1.3**	62	13	**0.75**	7.18	65	440
	11/5/2019	**1.2**	58	13	**0.74**	**7.88**	71	410
	6/24/2020	**1.3**	58	13	**0.79**	**7.81**	63	360
	12/11/2020	**1.4**	61	14	**0.89**	7.41	69	390
	6/23/2021	**1.3**	60	14	**0.77**	7.46	70	390
	12/10/2021	**1.4**	60	14	**0.77**	**8.33**	69	360
G30S down-gradient	11/20/2015	5.80	63	190	1.3	7.46	580	1,000
	5/10/2016	5.4	53	190	1.30	7.68	390	1,100
	6/30/2016	5.2	60	F1 180	1.30	7.73	410	990
	8/25/2016	5.7	59	F1 180	1.30	7.70	390	1,100
	11/18/2016	6.4	57	170	1.2	8.04	320	1,100
	2/14/2017	5.4	62	190	1.2	7.70	450	1,000
	5/25/2017	11	110	180	1.4	7.67	430	1,100
	7/7/2017	6.6	54	190	1.3	7.48	410	1,100
	Pred. Limit	**1.01**	**126****	**203**	**0.35**	**7.52-7.04****	**360****	**955**
	9/26/2017	**6.7**	62	190	**1.3**	**8.07**	**460**	**1,100**
	11/20/2017	**6.1**	52	**210**	**1.3**	**7.77**	**440**	**1,100**
	3/7/2018	**5.1**	56	200	**1.3**	**7.97**	**470**	**1,100**
	5/17/2018	**5.7**	55	**210**	**1.2**	**7.77**	**540**	**1,100**
	12/15/2018	**5.8**	57	200	**1.2**	**7.99**	200	**1,100**
	6/26/2019	**5.4**	57	**220**	**1.1**	**7.98**	350	**1,100**
	11/6/2019	**4.5**	58	**210**	**1.1**	**7.99**	350	**1,100**
	6/25/2020	**4.9**	57	**220**	**1.1**	**8.33**	**410**	**1,100**
	12/7/2020	**5.3**	57	**220**	**1.2**	**7.83**	**450**	**1,100**
	6/30/2021	**5.9 B**	61	200	**1.1**	**7.88**	**470**	**1,100**
	12/15/2021	**5.1**	63	200	**1.0**	**7.95**	**450**	**1,200**
R32S down-gradient	11/19/2015	1.3	99	88	0.28	7.32	210	640
	5/5/2016	1.9	100	140	0.32	7.38	210	810
	6/29/2016	2.5	110	110	0.35	7.53	280	860
	8/26/2016	3.0	120	100	0.4	7.30	330	850
	11/18/2016	3.3	120	99	0.34	7.38	270	830
	2/16/2017	F1 4.0	120	99	0.34	7.39	340	830
	5/25/2017	8.3	240	88	0.42	7.54	320	850
	7/7/2017	6.2	120	96	0.42	7.61	360	830
	Pred. Limit	**1.01**	**126****	**203**	**0.35**	**7.52-7.04****	**360****	**955**
	9/28/2017	**4.8**	**140**	78	**0.36**	7.29	290	870
	11/21/2017	**5.7**	120	97	**0.38**	7.50	**390**	900
	3/7/2018	**5.8**	**130**	86	0.32	**7.57**	350	880
	5/21/2018	**4.4**	120	77	0.29	7.13	310	**1,000**
	12/13/2018	**3.5**	120	F1 72	0.26	7.43	280	880
	6/27/2019	**6.3**	**140**	74	0.27	7.33	**380**	880
	11/6/2019	**4.8**	**150**	69	0.27	7.45	360	820
	6/29/2020	**6.0**	**130**	71	0.28	7.47	**400**	790
	12/16/2020	**6.1**	**150**	F1 66	0.34	7.43	**430**	840
	6/28/2021	**4.0 B**	**130**	56	0.3	7.16	**430**	790
	12/15/2021	**4.9**	**150**	59	0.32	7.42	**490**	930

Notes:

* - Intrawell Prediction Limit. All others are interwell comparisons.

All units are in mg/l except pH is in standard units.

F1 - MS and/or MSD Recovery outside of limits.

Pred. Limit - Prediction Limit

Italics Date - Detection Monitoring and resample after statistical background establishment.

** - Based on pooled background from G45S/T03S.

All others based on G45S as background.

Bold - Potential statistically significant increase.

B - Compound was found in the blank and sample.

Table 4. Appendix III Groundwater Analytical Results through 2020- Midwest Generation, LLC, Joliet Station #9, Joliet, IL.

Well	Date	Boron	Calcium	Chloride	Fluoride	pH	Sulfate	Total Dissolved Solids
	11/20/2015	1.0	120	43	0.21	7.11	220	640
	5/9/2016	0.91	110	37	0.18	7.39	120	690
	6/30/2016	0.69	100	32	0.18	7.59	99	620
	8/26/2016	0.9	120	36	0.19	7.12	110	710
	11/16/2016	0.82	120	26	0.17	7.15	88	530
	2/16/2017	0.86	120	30	0.15	7.38	120	620
	5/24/2017	0.83	120	31	0.19	7.08	95	600
	7/10/2017	0.83	110	30	< 0.1	7.00	110	700
	Pred. Limit	**1.01**	**126****	**203**	**0.35**	**7.52-7.04****	**360****	**955**
G44S	*9/28/2017*	0.99	**130**	30	0.19	7.13	100	730
down-gradient	*11/21/2017*	0.79	110	35	0.18	7.06	120	640
	3/7/2018	0.91	120	36	0.18	7.19	110	670
	5/17/2018	0.98	120	35	0.18	**7.02**	96	780
	12/10/2018	**1.1**	120	43	0.19	7.41	78	630
	6/19/2019	**1.3**	**130**	59	0.19	**7.02**	140	720
	11/12/2019	**1.3**	**140**	53	0.21	7.22	160	670
	6/29/2020	**1.4**	**130**	52	0.21	7.30	160	670
	12/15/2020	**1.7**	**140**	52	0.25	7.17	180	650
	6/30/2021	**1.9 B**	120	65	0.21	**7.00**	170	730
	12/16/2021	**1.9**	**140**	62	0.20	7.21	170	690
	11/23/2015	6.0	110	80	0.27	7.32	430	780
	5/9/2016	7.7	100	100	0.28	7.77	360	940
	6/30/2016	7.9	100	99	0.29	8.26	290	880
	8/26/2016	7.2	100	120	0.35	7.48	350	1,000
	11/18/2016	6.5	110	120	0.39	7.56	330	1,000
	2/16/2017	6.1	100	150	0.41	7.94	410	1,000
	5/22/2017	6.8	100	130	0.44	7.37	350	970
	7/6/2017	4.9	100	150	0.41	7.33	290	880
	Pred. Limit	**1.01**	**126****	**203**	**0.35**	**7.52-7.04****	**360****	**955**
G46S	*9/27/2017*	**4.9**	88	160	**0.4**	7.28	270	890
down-gradient	*11/21/2017*	**5.3**	78	170	**0.43**	**7.73**	270	800
	3/8/2018	**5.9**	110	140	**0.41**	**7.75**	350	940
	5/18/2018	**5.9**	110	120	**0.4**	**7.66**	260	**1,100**
	12/11/2018	**7.60**	120	110	**0.38**	**7.66**	270	**1,100**
	6/19/2019	**13**	89	69	0.33	**7.64**	**440**	**1,000**
	11/13/2019	**10**	120	68	**0.37**	**7.68**	**470**	**1,000**
	6/29/2020	**13**	96	74	0.34	**8.06**	**510**	**980**
	12/15/2020	**10**	120	73	0.35	**7.74**	**540**	**1,000**
	6/30/2021	**15 B**	120	67	0.3	**7.4**	**590**	**1,000**
	12/15/2021	**11**	**140**	66	0.27	**7.53**	**580**	**990**
	11/23/2015	4.6	11	160	0.45	9.22	480	700
	5/6/2016	5.0	7.8	140	0.72	9.86	410	910
	7/1/2016	6.4	8.4	150	0.68	9.32	340	860
	8/24/2016	9.3	9.2	140	0.67	9.19	300	830
	11/16/2016	15	1.3	F1 150	1.8	10.08	620	1,700
	2/15/2017	7.6	4.4	160	1.1	9.26	540	1,200
	5/23/2017	18	0.93	160	2.2	10.03	720	1,800
	7/10/2017	18	1.2	150	2.1	10.06	780	1,800
	Pred. Limit	**1.01**	**126****	**203**	**0.35**	**7.52-7.04****	**360****	**955**
G47S	*9/27/2017*	**18**	1.1	150	**2.0**	**10.15**	**750**	**1,900**
down-gradient	*11/22/2017*	**21**	1.1	150	**2.1**	**10.56**	**710**	**1,800**
	3/8/2018	**18**	1.1	170	**2.1**	**10.67**	**780**	**1,900**
	5/18/2018	**3.7**	1.1	160	**1.7**	**7.79**	**570**	**1,800**
	12/11/2018	**13**	2.8	140	**1.1**	**10.14**	**440**	**1,300**
	6/28/2019	**13**	2.9	130	**1.3**	**9.95**	**450**	**1,400**
	11/7/2019	**4.3**	15	140	**0.55**	**8.39**	**410**	**1,100**
	6/30/2020	**5.2**	16	120	**0.59**	**9.04**	F1 **440**	**1,000**
	12/7/2020	**7.6**	11	120	**1.1**	**9.13**	**500**	**1,100**
	6/24/2021	**6.1 B**	12	110	**0.66**	**8.68**	**470**	**1,000**
	12/16/2021	**6.7**	11	98	**0.65**	**8.63**	**440**	**900**
	11/20/2015	11.00	6.9	120	1.5	9.08	760	1,100
	5/5/2016	9.30	5.9	120	1.5	9.53	560	1,200
	7/1/2016	9.50	4.2	120	1.4	9.60	480	1,100
	8/24/2016	10.00	5.5	120	1.4	9.31	420	1,100
	11/16/2016	9.80	10	110	1.4	9.61	340	1,100
	2/15/2017	8.40	8.3	120	1.2	9.63	490	1,100
	5/23/2017	9.20	8.1	120	1.3	9.49	470	1,100
	7/10/2017	7.80	11	110	1.2	8.77	460	1,000
	Pred. Limit	**1.01**	**126****	**203**	**0.35**	**7.52-7.04****	**360****	**955**
G48S	*9/27/2017*	**7.60**	18	100	**1.1**	**8.94**	**480**	**1,100**
down-gradient	*11/22/2017*	**8.60**	12	120	**1.2**	**9.42**	**450**	**1,000**
	3/8/2018	**5.30**	62	100	**0.85**	**8.13**	**450**	**1,000**
	5/18/2018	**5.90**	53	100	**0.92**	**7.79**	**370**	**1,100**
	12/11/2018	**7.30**	23	110	**1.1**	**8.42**	310	**1,000**
	6/25/2019	**7.10**	28	110	**1.0**	**8.07**	**390**	**1,000**
	11/7/2019	**5.80**	18	100	**0.89**	**7.83**	**380**	**1,000**
	6/26/2020	**7.10**	16	110	**1.0**	**9.20**	**400**	940
	12/7/2020	**6.00**	29	110	**1.1**	**8.4**	**410**	890
	6/24/2021	**4.3 B**	96	96	**0.71**	7.27	**480**	**1,100**
	12/16/2021	**6.0**	46	99	**0.91**	**7.02**	**430**	880

Notes:

* - Intrawell Prediction Limit. All others are interwell comparisons.

All units are in mg/l except pH is in standard units.

F1 - MS and/or MSD Recovery outside of limits.

Pred. Limit - Prediction Limit

Italics Date - Detection Monitoring and resample after statistical background establishment.

** - Based on pooled background from G45S/T03S.

All others based on G45S as background.

Bold - Potential statistically significant increase.

B - Compound was found in the blank and sample.

Table 5. Appendix IV Groundwater Analytical Results through 2021 - Midwest Generation, LLC, Joliet Station #9, Joliet, IL.

Well	Date	Antimony	Arsenic	Barium	Beryllium	Cadmium	Chromium	Cobalt	Fluoride	Lead	Lithium	Mercury	Molybdenum	Radium 226 + 228 Combined	Selenium	Thallium
G45S up-gradient	11/20/2015	< 0.003	0.0081	0.044	^< 0.001	< 0.0005	< 0.005	< 0.001	0.35	< 0.0005	0.036	< 0.0002	0.0120	1.76	< 0.0025	< 0.002
	5/12/2016	< 0.003	0.0076	0.041	< 0.001	< 0.0005	< 0.005	< 0.001	0.34	< 0.0005	0.036	< 0.0002	0.0100	3.01	< 0.0025	< 0.002
	6/30/2016	< 0.003	0.0075	0.031	< 0.001	< 0.0005	< 0.005	< 0.001	0.34	< 0.0005	0.034	< 0.0002	0.008	2.05	< 0.0025	< 0.002
	8/25/2016	< 0.003	0.0076	0.036	< 0.001	< 0.0005	< 0.005	< 0.001	0.35	< 0.0005	0.031	< 0.0002	0.0086	1.91	< 0.0025	< 0.002
	11/16/2016	< 0.003	0.0079	0.033	< 0.001	< 0.0005	< 0.005	< 0.001	0.33	< 0.0005	0.028	< 0.0002	0.0094	2.04	< 0.0025	< 0.002
	2/14/2017	< 0.003	0.0093	0.037	< 0.001	< 0.0005	< 0.005	< 0.001	0.32	< 0.0005	0.029	< 0.0002	0.0083	1.85	< 0.0025	< 0.002
	5/23/2017	< 0.003	0.0082	0.033	< 0.001	< 0.0005	< 0.005	< 0.001	0.35	< 0.0005	0.027	< 0.0002	0.0093	1.40	< 0.0025	< 0.002
	7/7/2017	< 0.003	0.0086	0.035	< 0.001	< 0.0005	< 0.005	< 0.001	< 0.1	< 0.0005	0.030	< 0.0002	0.007	1.88	< 0.0025	< 0.002
	9/26/2017	< 0.003	0.0096	0.04	< 0.001	< 0.0005	< 0.005	< 0.001	0.3	< 0.0005	0.029	< 0.0002	0.0079	2.14	< 0.0025	< 0.002
	11/21/2017	< 0.003	0.0094	0.038	< 0.001	< 0.0005	< 0.005	< 0.001	0.33	< 0.0005	0.028	< 0.0002	0.0072	8.45	< 0.0025	< 0.002
	3/9/2018	< 0.003	0.0093	0.036	^< 0.001	< 0.0005	< 0.005	< 0.001	0.32	< 0.0005	0.028	^< 0.0002	0.008	1.89	< 0.0025	< 0.002
	GWPS	**NC**	**0.01**	**2.0**	**NC**	**NC**	**NC**	**0.006**	**4.0**	**0.015**	**0.041**	**NC**	**0.10**	**5**	**0.05**	**NC**
	5/21/2018	NA	0.0072	0.047	NA	NA	NA	< 0.001	0.33	< 0.0005	0.033	NA	0.013	2.37	< 0.0025	NA
	12/7/2018	NA	0.0090	0.034	NA	NA	NA	< 0.001	0.330	< 0.0005	0.031	NA	0.0100	1.910	< 0.0025	NA
	6/29/2019	NA	0.0100	0.039	NA	NA	NA	< 0.001	0.33	< 0.0005	0.032	NA	0.0087	1.99	< 0.0025	NA
	11/14/2019	NA	< 0.0100	0.042	NA	NA	NA	< 0.001	0.33	< 0.0005	0.034	NA	0.0100	2.89	< 0.010	NA
	6/26/2020	NA	0.011	0.049	NA	NA	NA	< 0.001	0.33	< 0.0005	0.039	NA	0.0088	3.1	< 0.0025	NA
	12/11/2020	NA	0.011	0.042	NA	NA	NA	< 0.001	0.38	^< 0.0005	0.038	NA	0.012	1.88	< 0.0025	NA
	6/28/2021	< 3	0.01	0.034	< 1.00	< 0.50	< 5.00	< 0.001	0.35	< 0.0005	0.031	< 0.0002	0.0083	2.14	< 0.0025	< 2.00
	12/16/2021	< 0.003	0.0092	0.037	< 0.001	< 0.0005	< 0.005	< 0.001	0.36	< 0.0005	0.028	< 0.0002	0.0073	DNYA	< 0.0025	< 0.002
T03S up-gradient	11/19/2015	< 0.003	0.0019	0.063	^< 0.001	< 0.0005	< 0.005	< 0.001	0.22	< 0.0005	0.019	< 0.0002	0.0260	1.101	< 0.0025	< 0.002
	5/5/2016	< 0.003	0.0013	0.081	< 0.001	< 0.0005	< 0.005	< 0.001	0.21	< 0.0005	0.018	< 0.0002	0.03	1.43	< 0.0025	< 0.002
	6/28/2016	< 0.003	0.0011	0.086	< 0.001	< 0.0005	< 0.005	0.0011	0.19	< 0.0005	0.017	< 0.0002	0.037	1.18	< 0.0025	< 0.002
	8/25/2016	< 0.003	< 0.001	0.086	< 0.001	< 0.0005	< 0.005	< 0.001	0.2	< 0.0005	0.016	< 0.0002	0.043	1.54	< 0.0025	< 0.002
	11/17/2016	< 0.003	0.0012	0.096	< 0.001	< 0.0005	< 0.005	0.0012	0.19	< 0.0005	0.022	< 0.0002	0.14	1.61	< 0.0025	< 0.002
	2/15/2017	< 0.003	0.0011	0.086	< 0.001	< 0.0005	< 0.005	0.0013	0.19	< 0.0005	< 0.05	< 0.0002	0.12	0.938	< 0.0025	< 0.002
	5/22/2017	< 0.003	0.0017	B 0.088	^< 0.001	< 0.0005	< 0.005	0.0015	0.23	0.0023	0.019	< 0.0002	0.13	1.21	< 0.0025	< 0.002
	7/7/2017	< 0.003	< 0.001	0.078	< 0.001	< 0.0005	< 0.005	< 0.001	< 0.1	< 0.0005	0.019	< 0.0002	0.099	1.11	< 0.0025	< 0.002
	9/26/2017	< 0.003	0.0011	0.086	< 0.001	< 0.0005	< 0.005	0.0013	0.21	< 0.0005	0.018	< 0.0002	0.14	1.33	< 0.0025	< 0.002
	11/20/2017	< 0.003	0.0014	0.087	< 0.001	< 0.0005	< 0.005	< 0.001	0.24	< 0.0005	0.02	< 0.0002	0.2	1.59	< 0.0025	< 0.002
	3/7/2018	< 0.003	0.0023	0.093	< 0.001	< 0.0005	< 0.005	0.0013	0.23	< 0.0005	0.022	< 0.0002	0.26	1.30	< 0.0025	< 0.002
	GWPS	**NC**	**0.01**	**2.0**	**NC**	**NC**	**NC**	**0.006**	**4.0**	**0.015**	**0.041**	**NC**	**0.10**	**5**	**0.05**	**NC**
	5/17/2018	NA	0.001	0.087	NA	NA	NA	0.0013	0.24	< 0.0005	0.021	NA	**0.240**	1.25	< 0.0025	NA
	12/11/2018	NA	0.0014	0.095	NA	NA	NA	0.0012	0.230	< 0.0005	0.021	NA	**0.270**	1.31	< 0.0025	NA
	6/24/2019	NA	0.0020	0.090	NA	NA	NA	0.0010	0.270	< 0.0005	0.027	NA	**0.370**	1.33	< 0.0025	NA
	10/28/2019	NA	< 0.0100	0.088	NA	NA	NA	0.0011	0.25	< 0.0050	0.026	NA	**0.210**	1.38	< 0.0100	NA
	6/23/2020	NA	0.0024	0.093	NA	NA	NA	< 0.001	0.33	< 0.0005	0.025	NA	**0.23**	1.65	< 0.0025	NA
	12/15/2020	NA	0.0013	0.11	NA	NA	NA	0.0015	0.27	< 0.0005	0.031	NA	**0.14**	1.74	< 0.0025	NA
	6/22/2021	< 0.003	0.0016	0.085	< 0.001	< 0.0005	< 0.005	< 0.001	0.23	< 0.0005	0.029	H< 0.0002	0.071	1.34	< 0.0025	< 0.002
	12/9/2021	< 0.003	0.0011	0.085	< 0.001	< 0.0005	< 0.005	< 0.001	0.23	< 0.0005	0.026	< 0.0002	**0.22**	DNYA	< 0.0025	< 0.002
R08S down-gradient	11/23/2015	< 0.003	0.0019	0.052	^< 0.001	< 0.0005	< 0.005	< 0.001	0.19	< 0.0005	0.14	< 0.0002	0.410	1.608	0.0061	< 0.002
	5/6/2016	< 0.003	0.0013	0.052	< 0.001	< 0.0005	< 0.005	< 0.001	0.19	< 0.0005	0.14	< 0.0002	0.390	1.08	0.0079	< 0.002
	6/28/2016	< 0.003	0.0019	0.056	< 0.001	< 0.0005	< 0.005	< 0.001	0.18	< 0.0005	0.14	< 0.0002	0.37	1.87	F1 0.0074	< 0.002
	8/25/2016	< 0.003	0.0015	0.053	< 0.001	< 0.0005	< 0.005	< 0.001	0.19	< 0.0005	0.13	< 0.0002	0.33	1.50	0.0032	< 0.002
	11/21/2016	< 0.003	0.0016	0.052	< 0.001	< 0.0005	< 0.005	< 0.001	0.17	< 0.0005	0.140	< 0.0002	0.36	2.13	0.0037	< 0.002
	2/14/2017	< 0.003	0.002	0.081	< 0.001	< 0.0005	< 0.005	< 0.001	0.17	< 0.0005	0.120	< 0.0002	0.3	2.71	0.0029	< 0.002
	5/25/2017	< 0.006	0.0028	0.092	^< 0.002	< 0.001	< 0.01	< 0.002	0.17	< 0.001	0.250	< 0.0002	0.64	0.821	0.021	< 0.004
	7/6/2017	< 0.003	0.002	0.052	< 0.001	< 0.0005	< 0.005	< 0.001	0.17	^< 0.0005	0.140	< 0.0002	0.35	1.15	0.0054	^< 0.002
	9/25/2017	< 0.003	0.002	0.048	< 0.001	< 0.0005	< 0.005	< 0.001	0.15	0.00067	0.130	< 0.0002	0.38	1.27	0.0079	< 0.002
	11/21/2017	< 0.003	0.0017	0.046	< 0.001	< 0.0005	< 0.005	< 0.001	0.15	< 0.0005	0.140	< 0.0002	0.34	1.09	0.015	< 0.002
	3/8/2018	< 0.003	0.0016	0.05	< 0.001	< 0.0005	< 0.005	< 0.001	0.14	< 0.0005	0.150	< 0.0002	0.37	1.55	0.012	< 0.002
	GWPS	**NC**	**0.01**	**2.0**	**NC**	**NC**	**NC**	**0.006**	**4.0**	**0.015**	**0.041**	**NC**	**0.10**	**5**	**0.05**	**NC**
	5/18/2018	NA	0.0013	0.046	NA	NA	NA	< 0.001	0.14	< 0.0005	**0.150**	NA	**0.35**	1.22	0.017	NA
	12/13/2018	NA	0.0012	0.046	NA	NA	NA	< 0.001	0.150	< 0.0005	**0.150**	NA	**0.370**	1.450	0.0170	NA
	6/19/2019	NA	0.0013	0.044	NA	NA	NA	< 0.001	0.140	< 0.0005	**0.160**	NA	**0.370**	1.5	0.0150	NA
	11/19/2019	NA	< 0.010	0.044	NA	NA	NA	< 0.001	0.150	< 0.0005	**0.15**	NA	**0.340**	1.31	0.0130	NA
	6/26/2020	NA	0.0011	0.043	NA	NA	NA	< 0.001	0.15	< 0.0005	**0.14**	NA	**0.36**	1.68	0.017	NA
	12/14/2020	NA	0.0015	0.04	NA	NA	NA	< 0.001	0.18	< 0.0005	**0.14**	NA	**0.38**	1.53	0.0081	NA
	6/23/2021	< 0.003	0.0011	0.042	< 0.001	< 0.0005	< 0.005	< 0.001	0.16	< 0.0005	**0.15**	H< 0.0002	**0.37**	1.46	0.011	< 0.002
	12/14/2021	< 0.003	< 0.001	0.042	< 0.001	< 0.0005	< 0.005	< 0.001	0.15	< 0.0005	**0.14**	< 0.0002	**0.39**	DNYA	0.012	< 0.002
G20S down-gradient	11/19/2015	< 0.003	< 0.001	0.049	^< 0.001	< 0.0005	< 0.005	< 0.001	0.82	< 0.0005	0.036	< 0.0002	0.0068	2.078	< 0.0025	< 0.002
	5/11/2016	< 0.003	< 0.001	0.049	< 0.001	< 0.0005	< 0.005	< 0.001	0.81	< 0.0005	0.037	0.00027	0.011	2.52	< 0.0025	< 0.002
	6/29/2016	< 0.003	< 0.001	0.051	< 0.001	< 0.0005	< 0.005	0.0011	0.82	< 0.0005	0.04	< 0.0002	0.014	2.79	< 0.0025	< 0.002
	8/23/2016	< 0.003	< 0.001	0.047	< 0.001	< 0.0005	< 0.005	< 0.001	0.81	< 0.0005	0.039	< 0.0002	0.017	3.67	< 0.0025	< 0.002
	11/17/2016	< 0.003	< 0.001	0.056	< 0.001	< 0.0005	< 0.005	0.0018	0.74	< 0.0005	0.042	< 0.0002	0.019	1.98	< 0.0025	< 0.002
	2/13/2017	< 0.003	< 0.001	0.046	< 0.001	< 0.0005	< 0.005	< 0.0010	0.69	< 0.0005	0.04	< 0.0002	0.018	2.44	< 0.0025	< 0.002
	5/24/2017	< 0.003	< 0.001	0.046	^< 0.001	< 0.0005	< 0.005	< 0.0010	0.81	< 0.0005	0.038	< 0.0002	0.017	2.15	< 0.0025	< 0.002
	7/5/2017	< 0.003	< 0.001	0.054	< 0.001	< 0.0005	< 0.005	0.0021	0.76	^< 0.0005	0.04	< 0.0002	0.019	1.83	< 0.0025	^< 0.002
	9/25/2017	< 0.003	< 0.001	0.051	< 0.001	< 0.0005	< 0.005	0.0015	0.78	< 0.0005	0.036	< 0.0002	0.022	2.19	< 0.0025	< 0.002
	11/20/2017	< 0.003	< 0.001	0.051	< 0.001	< 0.0005	< 0.005	0.0022	0.78	< 0.0005	0.041	< 0.0002	0.021	2.50	< 0.0025	< 0.002
	3/6/2018	< 0.003	< 0.001	0.049	^< 0.001	< 0.0005	< 0.005	< 0.0010	0.76	< 0.0005	0.042	< 0.0002	0.021	2.83	< 0.0025	< 0.002
	GWPS	**NC**	**0.01**	**2.0**	**NC**	**NC**	**NC**	**0.006**	**4.0**	**0.015**	**0.041**	**NC**	**0.10**	**5**	**0.05**	**NC**
	5/16/2018	NA	< 0.001	0.049	NA	NA	NA	0.0024	0.75	^< 0.0005	0.04	NA	0.019	2.12	< 0.0025	NA
	12/7/2018	NA	< 0.001	0.048	NA	NA	NA	0.0010	0.760	0.0048	**0.042**	NA	0.0230	2.26	< 0.0025	NA
	6/18/2019	NA	< 0.001	0.051	NA	NA	NA	0.0018	0.750	< 0.0005	0.041	NA	0.017	2.11	< 0.0025	NA
	11/5/2019	NA	< 0.010	0.050	NA	NA	NA	0.0023	0.740	< 0.0005	**0.044**	NA	0.021	1.74	< 0.0100	NA
	6/24/2020	NA	< 0.010	0.045	NA	NA	NA	< 0.001	0.79	< 0.0005	0.038	NA	0.019	2.07	< 0.0025	NA
	12/14/2020	NA	< 0.001	0.043	NA	NA	NA	< 0.001	0.89	^+< 0.0005	**0.042**	NA	0.022	2.160	< 0.0025	NA
	6/23/2021	< 0.003	< 0.001	0.047	< 0.001	< 0.0005	< 0.005	< 0.001	0.77	< 0.0005	**0.047**	H< 0.0002	0.022	2.06	< 0.0025	< 0.002
	12/10/2021	< 0.003	0.0019	0.045	< 0.001	< 0.0005	< 0.005	< 0.001	0.77	< 0.0005	0.041	< 0.0002	0.025	DNYA	< 0.0025	< 0.002
G30S down-gradient	11/20/2015	< 0.003	0.014	0.041	^< 0.001	< 0.0005	< 0.005	< 0.001	1.3	< 0.0005	0.022	< 0.0002	0.33	1.484	< 0.0025	< 0.002
	5/10/2016	< 0.003	0.017	0.039	< 0.001	< 0.0005	< 0.005	< 0.001	1.3	< 0.0005	0.021	< 0.0002	0.3	1.41	< 0.0025	< 0.002
	6/30/2016	< 0.003	0.013	0.04	< 0.001	< 0.0005	< 0.005	< 0.001	1.3	< 0.0005	0.023	< 0.0002	0.3	1.17	< 0.0025	< 0.002
	8/25/2016	< 0.003	0.015	0.039	< 0.001	< 0.0005	< 0.005	< 0.001	1.3	< 0.0005	0.02	< 0.0002	0.31	1.87	< 0.0025	< 0.002
	11/18/2016	< 0.003	0.016	0.043	< 0.001	< 0.0005	< 0.005	< 0.001	1.2	< 0.0005	0.023	< 0.0002	0.33	2.36	< 0.0025	< 0.002
	2/14/2017	< 0.003	0.011	0.042	< 0.001	< 0.0005	< 0.005	< 0.001	1.2	< 0.0005	0.021	< 0.0002	0.24	1.84	< 0.0025	< 0.002
	5/25/2017	< 0.006	0.019	0.078	^< 0.002	< 0.001	< 0.01	< 0.002	1.4	< 0.001	0.04	< 0.0002	0.45	1.76	< 0.005	< 0.004
	7/7/2017	< 0.003	0.011	0.039	< 0.001	< 0.0005	< 0.005	< 0.001	1.3	< 0.0005	0.021	< 0.0002	0.26	1.59	< 0.0025	< 0.002
	9/26/2017	< 0.003	0.011	0.041	< 0.001	< 0.0005	< 0.005	< 0.001	1.3	< 0.0005	0.021	< 0.0002	0.2	1.41	< 0.0025	< 0.002
	11/20/2017	< 0.003	0.01	0.04	< 0.001	< 0.0005	< 0.005	< 0.001	1.3	< 0.0005	0.019	< 0.0002	0.19	1.73	< 0.0025	< 0.002
	3/7/2018	< 0.003	0.011	0.043	< 0.001	< 0.0005	< 0.005	< 0.001	1.3	< 0.0005	0.019	< 0.0002	0.14	1.94	< 0.0025	< 0.002
	GWPS	**NC**	**0.01**	**2.0**	**NC**	**NC**	**NC**	**0.006**	**4.0**	**0.015**	**0.041**	**NC**	**0.10**	**5**	**0.05**	**NC**
	5/17/2018	NA	**0.011**	0.043	NA	NA	NA	< 0.001	1.2	< 0.0005	0.021	NA	**0.13**	1.57	F1 < 0.0025	NA
	12/14/2018	NA	0.0069	0.041	NA	NA	NA	< 0.001	1.2	< 0.0005	0.022	NA	0.065	2.04	< 0.0025	NA
	6/26/2019	NA	0.0074	0.041	NA	NA	NA	< 0.001	1.1	< 0.0005	0.018	NA	0.065	1.18	F1 < 0.0025	NA
	11/6/2019	NA	0.01	0.041	NA	NA	NA	< 0.001	1.1	< 0.0005	0.019	NA	0.013	1.620	0.01	NA
	6/25/2020	NA	0.0053	0.042	NA	NA	NA	< 0.001	1.1	< 0.0005	0.019	NA	0.02	2.19	< 0.0025	NA
	12/7/2020	NA	0.0044	0.043	NA	NA	NA	< 0.001	1.2	< 0.0005	0.024	NA	0.018	2.16	< 0.0025	NA
	6/30/2021	3	< 0.017	0.048	U^F1+ 1	< 0.5	< 5	< 0.001	1.1	< 0.0005	0.024	< 0.00020	0.017	2.57	< 0.0025	< 2
	12/15/2021	< 0.003	0.0028	0.045	< 0.001	< 0.0005	< 0.005	< 0.001	1	< 0.0005	0.022	< 0.0002	0.01	DNYA	< 0.0025	< 0.002
R32S down-gradient	11/19/2015	< 0.003	0.0018	0.033	^< 0.001	< 0.0005	< 0.005	< 0.001	0.28	< 0.0005	0.04	< 0.0002	0.16	1.928	< 0.0025	< 0.002
	5/5/2016	< 0.003	0.0034	0.039	< 0.001	< 0.0005	< 0.005	< 0.001	0.32	0.0005	0.069	< 0.0002	0.29	2.26	< 0.0025	< 0.002
	6/29/2016	< 0.003	0.0021	0.042	< 0.001	< 0.0005	< 0.005	< 0.001	0.35	< 0.0005	0.065	< 0.0002	0.43	2.12	< 0.0025	< 0.002
	8/26/2016	< 0.003	0.0014	0.043	^< 0.001	< 0.0005	< 0.005	< 0.001	0.4	< 0.0005	0.056	< 0.0002	0.48	2.39	< 0.0025	< 0.002
	11/18/2016	< 0.003	0.0016	0.042	< 0.001	< 0.0005	< 0.005	< 0.001	0.34	< 0.0005	0.063	< 0.0002	0.55	3.17	< 0.0025	< 0.002
	2/16/2017	< 0.003	0.002	0.039	< 0.001	< 0.0005	< 0.005	< 0.001	0.34	< 0.0005	0.064	< 0.0002	0.57	1.76	F1 < 0.0025	< 0.002
	5/25/2017	< 0.006	0.0042	0.075	^< 0.002	< 0.001	< 0.01	< 0.002	0.42	< 0.001	0.14	< 0.0002	1.4	1.82	< 0.005	< 0.004
	7/7/2017	< 0.003	0.0043	0.04	< 0.001	< 0.0005	< 0.005	< 0.001	0.42	< 0.0005	0.1	< 0.0002	0.87	2.08	< 0.0025	< 0.002
	9/28/2017	< 0.003	0.003	0.044	< 0.001	< 0.0005	< 0.005	< 0.001	0.36	< 0.0005	0.086	< 0.0002	0.57	1.79	< 0.0025	< 0.002
	11/21/2017	< 0.003	0.0037	0.041	< 0.001	< 0.0005	< 0.005	< 0.001	0.38	< 0.0005	0.11	< 0.0002	0.74	1.82	< 0.0025	< 0.002
	3/7/2018	< 0.003	0.0029	0.042	< 0.001	< 0.0005	< 0.005	< 0.001	0.32	< 0.0005	0.11	< 0.0002	0.67	2.56	< 0.0025	< 0.002
	GWPS	**NC**	**0.01**	**2.0**	**NC**	**NC**	**NC**	**0.006**	**4.0**	**0.015**	**0.041**	**NC**	**0.10**	**5**	**0.05**	**NC**
	5/21/2018	NA	0.0024	0.04	NA	NA	NA	< 0.001	0.29	< 0.0005	**0.1**	NA	**0.64**	2.22	< 0.0025	NA
	12/13/2018	NA	0.0019	0.043	NA	NA	NA	< 0.001	0.260	0.0017	**0.080**	NA	**0.560**	2.23	< 0.0025	NA
	6/27/2019	NA	0.0027	0.041	NA	NA	NA	< 0.001	0.270	< 0.0005	**0.090**	NA	**0.810**	2.67	< 0.0025	NA
	11/6/2019	NA	< 0.01	0.039	NA	NA	NA	< 0.001	0.270	< 0.0005	**0.13**	NA	**0.580**	2.370	< 0.0100	NA
	6/29/2020	NA	0.0021	0.038	NA	NA	NA	< 0.001	0.28	< 0.0005	**0.11**	NA	**0.64**	3.92	< 0.0025	NA
	12/16/2020	NA	0.0025	0.038	NA	NA	NA	< 0.001	0.34	^+< 0.0005	**0.11**	NA	**0.75**	3.22	F1 < 0.0025	NA
	6/28/2021	< 3	< 0.001	0.036	< 1	< 0.5	< 5	< 0.001	0.3	< 0.0005	**0.071**	< 0.00020	**0.53**	2.10	< 0.0025	< 2
	12/15/2021	< 0.003	0.0016	0.037	< 0.001	< 0.0005	< 0.005	< 0.001	0.32	< 0.0005	**0.097**	< 0.0002	**0.75**	DNYA	< 0.0025	< 0.002

Notes:
All units are in mg/l except Radium is in pCi/L as noted.
NC - Not calculated since not detected compound in first round of assessment monitoring.
NYR- Data not yet received.

F1 - MS and/or MSD Recovery outside of limits.
B - Compound was found in the blank and sample.

NA- Not Analyzed; non-detect in previous monitoring
< - Denotes instrument related QC exceeds the control limits
GWPS - Groundwater Protection Standard.
BOLD - Above GWPS.

DNYA - Data Not Yet Available.
^+ - Continuing calibration verificiation outside limits. High bias.

Table 5. Appendix IV Groundwater Analytical Results through 2021 - Midwest Generation, LLC, Joliet Station #9, Joliet, IL.

Well	Date	Antimony	Arsenic	Barium	Beryllium	Cadmium	Chromium	Cobalt	Fluoride	Lead	Lithium	Mercury	Molybdenum	Radium 226 + 228 Combined	Selenium	Thallium
G44S (low-gradient)	11/20/2015	< 0.003	0.0012	0.053	^< 0.001	< 0.0005	< 0.005	< 0.001	0.21	< 0.0005	0.017	< 0.0002	0.1000	1.161	< 0.0025	< 0.002
	5/9/2016	< 0.003	< 0.001	0.049	< 0.001	< 0.0005	< 0.005	< 0.001	0.18	< 0.0005	0.015	< 0.0002	0.046	< 0.415	< 0.0025	< 0.002
	6/30/2016	< 0.003	< 0.001	0.044	< 0.001	< 0.0005	< 0.005	< 0.001	0.18	< 0.0005	0.014	< 0.0002	0.025	0.879	< 0.0025	< 0.002
	8/26/2016	< 0.003	< 0.001	0.053	^< 0.001	< 0.0005	< 0.005	< 0.001	0.19	< 0.0005	0.014	< 0.0002	0.047	0.816	< 0.0025	< 0.002
	11/16/2016	< 0.003	< 0.001	0.048	< 0.001	< 0.0005	< 0.005	< 0.001	0.17	< 0.0005	0.011	< 0.0002	0.041	0.475	< 0.0025	< 0.002
	2/16/2017	< 0.003	< 0.001	0.051	< 0.001	< 0.0005	< 0.005	< 0.001	0.15	< 0.0005	0.014	< 0.0002	0.044	0.729	< 0.0025	< 0.002
	5/24/2017	< 0.003	< 0.001	0.048	^< 0.001	< 0.0005	< 0.005	< 0.001	0.19	< 0.0005	0.011	< 0.0002	0.031	1.02	< 0.0025	< 0.002
	7/10/2017	< 0.003	< 0.001	0.049	< 0.001	< 0.0005	< 0.005	< 0.001	< 0.1	< 0.0005	0.012	< 0.0002	0.061	0.667	< 0.0025	< 0.002
	9/28/2017	< 0.003	< 0.001	0.048	< 0.001	< 0.0005	< 0.005	< 0.001	0.19	< 0.0005	0.014	< 0.0002	0.081	0.614	< 0.0025	< 0.002
	11/21/2017	< 0.003	< 0.001	0.051	< 0.001	< 0.0005	< 0.005	< 0.001	0.18	< 0.0005	0.016	< 0.0002	0.055	0.913	< 0.0025	< 0.002
	3/7/2018	< 0.003	0.0014	0.053	< 0.001	< 0.0005	< 0.005	< 0.001	0.18	< 0.0005	0.017	< 0.0002	0.049	1.31	< 0.0025	< 0.002
	GWPS	**NC**	**0.01**	**2.0**	**NC**	**NC**	**NC**	**0.006**	**4.0**	**0.015**	**0.041**	**NC**	**0.10**	**5**	**0.05**	**NC**
	5/17/2018	NA	< 0.001	0.054	NA	NA	NA	< 0.001	0.18	< 0.0005	0.016	NA	0.071	0.714	< 0.0025	NA
	12/10/2018	NA	< 0.001	0.057	NA	NA	NA	< 0.001	0.19	< 0.0005	0.019	NA	**0.14**	0.454	< 0.0025	NA
	6/19/2019	NA	< 0.001	0.062	NA	NA	NA	< 0.001	0.19	< 0.0005	0.023	NA	**0.13**	0.841	< 0.0025	NA
	11/12/2019	NA	< 0.01	0.065	NA	NA	NA	< 0.001	0.21	< 0.0005	0.026	NA	**0.20**	1.01	< 0.01	NA
	6/29/2020	NA	< 0.001	0.06	NA	NA	NA	< 0.001	0.21	< 0.0005	0.024	NA	**0.15**	1.860	< 0.0025	NA
	12/15/2020	NA	< 0.001	0.062	NA	NA	NA	< 0.001	0.25	< 0.0005	0.03	NA	**0.28**	1.18	< 0.0025	NA
	6/20/2021	< 3	< 0.001	0.058	UJ+1= 1	< 0.5	< 5	< 0.001	0.21	< 0.0005	0.026	< 0.00002	**0.22**	1.29	< 0.0025	<2
	12/16/2021	< 0.003	< 0.001	0.066	< 0.001	< 0.0005	< 0.005	< 0.001	0.2	< 0.0005	0.027	< 0.00002	**0.29**	DNYA	< 0.0025	< 0.002
G46S (low-gradient)	11/23/2015	< 0.003	0.0033	0.064	^< 0.001	< 0.0005	< 0.005	< 0.001	0.27	< 0.0005	0.073	< 0.0002	0.5	1.468	< 0.0025	< 0.002
	5/9/2016	< 0.003	0.0018	0.099	< 0.001	< 0.0005	< 0.005	< 0.001	0.28	< 0.0005	0.11	< 0.0002	0.7	1.85	< 0.0025	< 0.002
	6/30/2016	< 0.003	0.0014	0.098	< 0.001	< 0.0005	< 0.005	< 0.001	0.29	< 0.0005	0.13	< 0.0002	0.71	1.94	< 0.0025	< 0.002
	8/26/2016	< 0.003	0.0027	0.054	^< 0.001	< 0.0005	< 0.005	< 0.001	0.35	< 0.0005	0.12	< 0.0002	1.2	1.17	< 0.0025	< 0.002
	11/18/2016	< 0.003	0.0025	0.051	< 0.001	< 0.0005	< 0.005	< 0.0010	0.39	< 0.0005	0.13	< 0.0002	1.8	< 0.601	< 0.0025	< 0.002
	2/16/2017	< 0.003	0.0024	0.053	< 0.001	< 0.0005	< 0.005	< 0.0010	0.41	< 0.0005	0.091	< 0.0002	1.4	1.07	< 0.0025	< 0.002
	5/22/2017	< 0.003	0.0033	B 0.046	^< 0.001	< 0.0005	< 0.005	< 0.0010	0.44	< 0.0005	0.11	< 0.0002	1.4	0.683	< 0.0025	< 0.002
	7/6/2017	< 0.003	0.0034	0.044	< 0.001	< 0.0005	< 0.005	0.0010	0.41	^< 0.0005	0.076	< 0.0002	0.92	0.799	< 0.0025	^< 0.002
	9/27/2017	< 0.003	0.0043	0.031	< 0.001	< 0.0005	< 0.005	< 0.0010	0.4	< 0.0005	0.091	< 0.0002	0.63	0.754	< 0.0025	< 0.002
	11/21/2017	< 0.003	0.0055	0.032	< 0.001	< 0.0005	< 0.005	< 0.0010	0.43	< 0.0005	0.11	< 0.0002	0.68	0.776	< 0.0025	< 0.002
	3/8/2018	< 0.003	0.0039	0.049	< 0.001	< 0.0005	< 0.005	< 0.0010	0.41	0.00053	0.093	< 0.0002	0.82	1.29	< 0.0025	< 0.002
	GWPS	**NC**	**0.01**	**2.0**	**NC**	**NC**	**NC**	**0.006**	**4.0**	**0.015**	**0.041**	**NC**	**0.10**	**5**	**0.05**	**NC**
	5/18/2018	NA	0.0028	0.048	NA	NA	NA	< 0.0010	0.4	< 0.0005	**0.073**	NA	**0.84**	1.07	< 0.0025	NA
	12/11/2018	NA	0.0023	0.055	NA	NA	NA	< 0.001	0.380	< 0.0005	**0.096**	NA	**1.20**	1.22	< 0.0025	NA
	6/19/2019	NA	**0.014**	0.040	NA	NA	NA	< 0.001	0.330	< 0.0005	**0.22**	NA	**1.80**	1.37	< 0.0025	NA
	11/13/2019	NA	< 0.050	0.041	NA	NA	NA	< 0.001	0.310	< 0.0050	**0.11**	NA	**1.60**	1.3	< 0.0100	NA
	6/29/2020	NA	**0.075**	0.05	NA	NA	NA	< 0.001	0.34	< 0.0050	**0.23**	NA	**1.7**	2.780	< 0.0025	NA
	12/15/2020	NA	**0.27**	0.075	NA	NA	NA	< 0.001	0.35	< 0.00085	**0.21**	NA	**1.5**	2.16	< 0.0025	NA
	6/30/2021	< 3	**0.044**	0.05	UJ+1= 1	< 0.5	< 5	< 0.001	0.3	< 0.0005	**0.21**	< 0.00020	**1.6**	2.17	< 0.0025	< 2
	12/15/2021	< 0.003	**0.18**	0.067	< 0.001	< 0.0005	< 0.005	< 0.001	0.27	< 0.0005	**0.16**	< 0.0002	**1.4**	DNYA	< 0.0025	< 0.002
G47S (low-gradient)	11/23/2015	< 0.003	0.018	0.018	^< 0.001	< 0.0005	< 0.005	< 0.001	0.45	< 0.0005	0.036	< 0.0002	0.52	0.898	0.003	< 0.002
	5/6/2016	< 0.003	0.034	0.017	< 0.001	< 0.0005	< 0.005	< 0.001	0.72	< 0.0005	0.033	< 0.0002	0.41	0.736	0.0033	< 0.002
	7/1/2016	< 0.003	0.022	0.019	< 0.001	^< 0.0005	< 0.005	< 0.001	0.68	< 0.0005	0.038	< 0.0002	0.53	1.01	< 0.0025	< 0.002
	8/24/2016	< 0.003	0.017	0.023	< 0.001	< 0.0005	< 0.005	< 0.001	0.67	< 0.0005	0.028	< 0.0002	0.41	1.06	< 0.0025	< 0.002
	11/16/2016	< 0.003	0.14	0.0091	< 0.001	< 0.0005	< 0.005	< 0.001	1.8	< 0.0005	0.015	< 0.0002	1.4	< 1.38	0.0038	< 0.002
	2/15/2017	< 0.003	0.059	0.016	< 0.001	< 0.0005	< 0.005	< 0.001	1.1	< 0.0005	< 0.05	< 0.0002	0.57	0.716	0.0035	< 0.002
	5/23/2017	< 0.003	0.18	0.0081	^< 0.001	< 0.0005	< 0.005	< 0.001	2.2	< 0.0005	0.013	< 0.0002	1.3	< 0.361	0.0025	< 0.002
	7/10/2017	< 0.003	0.17	0.0085	< 0.001	< 0.0005	< 0.005	< 0.001	2.1	< 0.0005	0.013	< 0.0002	1.2	0.733	< 0.0025	< 0.002
	9/27/2017	< 0.003	0.21	0.0085	< 0.001	< 0.0005	< 0.005	< 0.001	2	< 0.0005	0.014	< 0.0002	1.3	0.836	0.0027	< 0.002
	11/22/2017	< 0.003	0.23	0.009	< 0.001	< 0.0005	< 0.005	< 0.001	2.1	< 0.0005	0.012	< 0.0002	1.5	0.692	0.0044	< 0.002
	3/8/2018	< 0.003	0.25	0.009	< 0.001	< 0.0005	< 0.005	< 0.001	2.1	< 0.0005	0.014	< 0.0002	1.4	0.790	0.0042	< 0.002
	GWPS	**NC**	**0.01**	**2.0**	**NC**	**NC**	**NC**	**0.006**	**4.0**	**0.015**	**0.041**	**NC**	**0.10**	**5**	**0.05**	**NC**
	5/18/2018	NA	**0.23**	0.0087	NA	NA	NA	< 0.001	1.7	< 0.0005	0.015	NA	**1.5**	1.01	0.0039	NA
	12/11/2018	NA	**0.140**	0.0110	NA	NA	NA	< 0.001	1.10	< 0.0005	0.023	NA	**1.10**	0.597	0.0031	NA
	6/28/2019	NA	**0.13**	0.0120	NA	NA	NA	< 0.001	1.30	< 0.0005	0.028	NA	**1.00**	0.566	< 0.0025	NA
	11/7/2019	NA	**0.029**	0.0170	NA	NA	NA	< 0.001	0.55	< 0.0050	**0.053**	NA	**0.38**	1.02	< 0.0100	NA
	6/30/2020	NA	**0.037**	0.015	NA	NA	NA	< 0.001	0.59	< 0.0050	**0.052**	NA	**0.46**	1.240	0.004	NA
	12/7/2020	NA	**0.066**	0.012	NA	NA	NA	< 0.001	1.1	< 0.0005	**0.047**	NA	**0.62**	< 0.466	< 0.003	NA
	6/24/2021	< 0.003	**0.04**	0.013	< 0.001	< 0.0005	< 0.005	< 0.001	0.66	< 0.0005	**0.05**	UH 0.00020	**0.48**	0.871	0.0027	< 0.002
	12/16/2021	< 0.0030	**0.039**	0.014	< 0.0010	< 0.00050	< 0.0050	< 0.0010	0.65	< 0.00050	**0.046**	< 0.00020	**0.54**	DNYA	0.0031	< 0.0020
G48S (low-gradient)	11/20/2015	< 0.003	0.03	0.015	^< 0.001	< 0.0005	< 0.005	< 0.001	1.5	< 0.0005	0.015	< 0.0002	1.4	0.8512	< 0.0025	< 0.002
	5/5/2016	< 0.003	0.046	0.014	< 0.001	< 0.0005	< 0.005	< 0.001	1.5	< 0.0005	0.016	< 0.0002	1.2	0.800	< 0.0025	< 0.002
	7/1/2016	< 0.003	0.038	0.011	< 0.001	^< 0.0005	< 0.005	< 0.001	1.4	< 0.0005	0.013	< 0.0002	1.2	1.01	< 0.0025	< 0.002
	8/24/2016	< 0.003	0.032	0.014	< 0.001	< 0.0005	< 0.005	< 0.001	1.4	< 0.0005	0.012	< 0.0002	1.1	1.16	< 0.0025	< 0.002
	11/16/2016	< 0.003	0.03	0.018	< 0.001	< 0.0005	< 0.005	< 0.001	1.4	< 0.0005	0.016	< 0.0002	1.1	1.65	< 0.0025	< 0.002
	2/15/2017	< 0.003	0.038	0.015	< 0.001	< 0.0005	< 0.005	< 0.001	1.2	< 0.0005	0.014	< 0.0002	0.79	0.824	< 0.0025	< 0.002
	5/23/2017	< 0.003	0.03	0.014	^< 0.001	< 0.0005	< 0.005	< 0.001	1.3	< 0.0005	0.016	< 0.0002	0.95	0.661	< 0.0025	< 0.002
	7/10/2017	< 0.003	0.022	0.017	< 0.001	< 0.0005	< 0.005	< 0.001	1.2	< 0.0005	0.016	< 0.0002	0.84	1.39	< 0.0025	< 0.002
	9/27/2017	< 0.003	0.024	0.019	< 0.001	< 0.0005	< 0.005	< 0.001	1.1	< 0.0005	0.019	< 0.0002	0.72	1.32	< 0.0025	< 0.002
	11/22/2017	< 0.003	0.027	0.015	< 0.001	< 0.0005	< 0.005	< 0.001	1.2	< 0.0005	0.016	< 0.0002	0.77	1.27	< 0.0025	< 0.002
	3/8/2018	< 0.003	0.017	0.031	< 0.001	< 0.0005	< 0.005	< 0.001	0.85	< 0.0005	0.023	< 0.0002	0.51	2.30	< 0.0025	< 0.002
	GWPS	**NC**	**0.01**	**2.0**	**NC**	**NC**	**NC**	**0.006**	**4.0**	**0.015**	**0.041**	**NC**	**0.10**	**5**	**0.05**	**NC**
	5/18/2018	NA	**0.022**	0.023	NA	NA	NA	< 0.001	0.92	< 0.0005	0.023	NA	**0.49**	0.962	< 0.0025	NA
	12/11/2018	NA	**0.023**	0.016	NA	NA	NA	< 0.001	1.1	0.0049	0.019	NA	**0.79**	0.921	< 0.0025	NA
	6/25/2019	NA	**0.022**	0.018	NA	NA	NA	< 0.001	0.95	< 0.0005	0.022	NA	**0.73**	1.33	< 0.0025	NA
	11/7/2019	NA	**0.012**	0.027	NA	NA	NA	< 0.001	0.89	< 0.005	0.019	NA	**0.50**	1.24	< 0.01	NA
	6/26/2020	NA	**0.022**	0.017	NA	NA	NA	< 0.001	1.0	< 0.005	0.021	NA	**0.54**	0.971	< 0.0025	NA
	12/7/2020	NA	**0.016**	0.02	NA	NA	NA	< 0.001	1.1	< 0.0005	0.026	NA	**0.41**	2.00	< 0.0025	NA
	6/24/2021	< 0.003	0.0026	0.035	< 0.001	< 0.0005	< 0.005	< 0.001	0.71	< 0.0005	0.032	UH 0.00020	**0.26**	3.89	< 0.0025	< 0.002
	12/16/2021	< 0.003	0.0076	0.023	< 0.001	< 0.0005	< 0.005	< 0.001	0.91	< 0.0005	0.024	< 0.0002	**0.52**	DNYA	< 0.0025	< 0.002

Notes:
All units are in mg/l except Radium is in pCi/L as noted.

NC - Not calculated since not detected compound in first round of assessment monitoring.

F1 - MS and/or MSD Recovery outside of limits.

B - Compound was found in the blank and sample.

NA- Not Analyzed; non-detect in porvious monitoring

^ - Denotes instrumnet related QC exceeds the control limits

GWPS - Groundwater Protection Standard.

BOLD - Above GWPS.

DNYA - Data Not Yet Available.

^+ - Continuing calibration verification outside limits. High bias.

Table 6. Appendix III Expanded Network Groundwater Analytical Results through 2021

Well	Date	Boron	Calcium	Chloride	Fluoride	pH	Sulfate	Total Dissolved Solids
	Prediction Limit	1.006	126*	203.2	0.35	7.52-7.04*	360*	955
G31S down-gradient	12/10/2018	**4.4**	**130**	170	0.26	7.17	290	**1,000**
	6/24/2019	**5.9**	**160**	190	0.27	7.16	**370**	**1,100**
	12/18/2019	**5.1**	**140**	190 F1	0.28	7.48	**380**	**1,100**
	6/30/2020	**4.5**	**140**	**230**	0.26	7.26	**390**	**1,100**
	12/9/2020	**4.5**	120	180	0.29	7.29	**400**	890
	6/30/2021	B **4.6**	**150**	180	0.25	7.29	**460**	**1,000**
	12/13/2021	**4.9**	**150**	160	0.24	7.29	**450**	**1,100**
G33S down-gradient	12/10/2018	0.6	36	6.3	**0.98**	7.41	50	410
	6/24/2019	**1.4**	45	4.8	**1.1**	7.37	61	420
	12/13/2019	**1.6**	44	4.8	**1.4**	**7.59**	66	440
	6/24/2020	0.97	42	4.2	**0.97**	**7.59**	51	370
	12/10/2020	1.00	51	12	**1.1**	7.41	74	360
	6/24/2021	**B 1.3**	55	10	**0.89**	7.5	69	430
	12/13/2021	0.71	52	13	**0.56**	7.52	66	380
T01S down-gradient	12/13/2018	**3.3**	56	110	**1.1**	7.37	240	900
	6/26/2019	**4.3**	58	110	**1.1**	7.43	**450**	930
	12/26/2019	**4.4**	57	100	**1.2**	**7.86**	340	940
	6/25/2020	**4.0**	52	100	**1.1**	**7.75**	**390**	900
	12/14/2020	**3.8**	48	120	**1.3**	7.44	**400**	870
	6/28/2021	B **4.6**	51	100	**1.2**	**7.63**	**430**	910
	12/13/2021	**4.8**	62	97	**1.1**	**7.67**	**410**	910
T02S down-gradient	12/14/2018	**4.90**	53	110	**0.47**	**7.55**	210	870
	6/25/2019	**3.5**	57 V	110	**0.4**	7.4	230	750
	12/27/2019	**5.2**	76	96	**0.67**	**8.03**	340	**1,000**
	6/23/2020	**4.5**	74	F1 88	**0.59**	7.78	**370**	920
	12/9/2020	**4.9**	64	97	**0.55**	**7.7**	**370**	740
	6/21/2021	**5.9**	49	95	**0.53**	**7.69**	**380**	920
	12/9/2021	**5.1**	69	99	**0.41**	**7.77**	360	F1 890
T04S down-gradient	12/19/2018	0.24	93	8.7	0.24	**7.89**	67	510
	6/27/2019	0.24	100	24	0.27	7.05	140	590
	12/26/2019	0.28	110	30	0.32	7.37	120	680
	6/23/2020	ABD	ABD	ABD	ABD	ABD	ABD	ABD
	12/9/2020	ABD	ABD	ABD	ABD	ABD	ABD	ABD
	6/21/2021	ABD	ABD	ABD	ABD	ABD	ABD	ABD
	12/10/2021	ABD	ABD	ABD	ABD	ABD	ABD	ABD
T05S down-gradient	12/19/2018	**13.0**	1.4	150	**1.8**	**10.37**	**410**	**1,600**
	6/20/2019	**13 B**	2.2	140	**1.8**	**10.13**	**530**	**1,600**
	12/30/2019	**14**	1.7	140	**1.9**	**10.35**	**680**	**1,600**
	6/22/2020	**12**	3.5	150	**1.8**	**10.71**	**560**	**1,600**
	12/8/2020	**14**	1.5	140	**2.0**	**10.35**	**610**	**1,400**
	6/22/2021	**14**	3.7	120	**1.6**	**9.97**	**630**	**1,600**
	12/10/2021	**14**	2.7	140	**1.8**	**9.41**	**630**	**1,500**
T06S down-gradient	12/18/2018	0.7	88	18	**0.38**	7.36	66	530
	6/20/2019	0.77 B	90	9.2	**0.42**	7.05	89	460
	12/31/2019	0.8	95	15	**0.47**	5.01	76	540
	6/22/2020	0.73	88	13	**0.45**	**7.69**	95	460
	12/14/2020	0.69	82	13	**0.51**	7.51	100	450
	6/22/2021	0.8	84	9.9	**0.43**	7.5	100	530
	12/8/2021	0.81	94	14	**0.42**	7.44	100	550
T08S down-gradient	12/12/2018	**7.5**	33	120	**0.89**	**8.21**	260	950
	6/21/2019	**8.8**	34	110	**0.77**	**8.15**	380	940
	12/27/2019	**5.8**	43	100	**0.65**	**8.01**	280	830
	6/23/2020	**6.7**	26	94	**0.67**	**9.12**	**390**	880
	12/9/2020	**9.1**	16	100	**0.91**	**8.35**	**460**	840
	6/21/2021	**7.4**	33	100	**0.7**	**8.18**	**450**	**990**
	12/9/2021	**9.2**	36	90	< 0.1	**8.5**	**550**	**1,100**
T09S down-gradient	12/18/2018	**6.6**	120	120	0.35	**7.54**	270	**1,000**
	6/21/2019	**4.1**	110	120	0.34	7.29	280	870
	12/30/2019	**5.1**	120	120	**0.39**	**7.68**	350	940
	6/22/2020	**3.0**	100	82	**0.39**	7.5	300	790
	12/8/2020	**5.7**	110	84	**0.46**	7.51	**410**	890
	6/23/2021	**8.1**	120	80	**0.4**	7.34	**510**	**1,000**
	12/8/2021	**9.0**	**130**	64	**0.38**	7.23	**570**	**1,100**

Notes:
All Statistics use the detection limit for non-detect results.
All units are in mg/l except pH is in standard units.
Bold - Potential statistically significant increase.
V - Serial Dilution exceeds the control limits.

* - Based on pooled background from G45S/T03S.
All others based on G45S as background.
F1- MS and/or MSD Recovery is outside acceptance limits.
B - Compound was found in the blank and sample.
ABD- Abandoned. Vulcan property well removed by Vulcan as part of mining expansion.

Table 7. Appendix IV Expanded Network Groundwater Analytical Results through 2021

Well	Date	Antimony	Arsenic	Barium	Beryllium	Cadmium	Chromium	Cobalt	Fluoride	Lead	Lithium	Mercury	Molybdenum	Radium 226 + 228 Combined	Selenium	Thallium
GWPS		**NC**	**0.01**	**2.0**	**NC**	**NC**	**NC**	**0.006**	**4.0**	**0.015**	**0.041**	**NC**	**0.1**	**5 pCi/L**	**0.05**	**NC**
G31S down-gradient	12/10/2018	NA	0.0051	0.051	NA	NA	NA	< 0.001	0.26	0.0012	**0.11**	NA	**0.72**	3.53	< 0.0025	NA
	6/24/2019	NA	0.0056	0.059	NA	NA	NA	< 0.001	0.27	< 0.0005	**0.12**	NA	**0.89**	3.71	< 0.0025	NA
	12/18/2019	NA	0.0049	0.049	NA	NA	NA	< 0.001	0.28	0.0005	**0.11**	NA	**0.75**	4.06	< 0.0025	NA
	6/30/2020	NA	0.0036	0.047	NA	NA	NA	< 0.001	0.26	< 0.0005	**0.10**	NA	**0.65**	3.80	< 0.0025	NA
	12/9/2020	NA	0.0034	0.08	NA	NA	NA	< 0.001	0.29	< 0.0005	**0.1**	NA	**0.57**	2.36	< 0.0025	NA
	6/30/2021	< 3	0.0041	0.049	< ^1+ 1	< 0.5	< 5	< 0.001	0.25	< 0.0005	**0.097**	< 0.0002	**0.7**	4.02	< 0.0025	< 2
	12/13/2021	< 0.0030	0.0036	0.050	< 0.0010	< 0.00050	< 0.0050	< 0.0010	0.24	< 0.00050	**0.094**	< 0.0002	**0.75**	DNYA	< 0.0025	< 0.0020
G33S down-gradient	12/10/2018	NA	0.0029	0.45	NA	NA	NA	< 0.001	0.98	**0.016**	0.038	NA	< 0.005	2.28	< 0.0025	NA
	6/24/2019	NA	0.0011	0.07	NA	NA	NA	< 0.001	1.1	0.0011	**0.043**	NA	< 0.005	1.39	< 0.0025	NA
	12/13/2019	NA	0.001	0.057	NA	NA	NA	< 0.001	1.4	0.00064	0.041	NA	< 0.005	1.94	< 0.0025	NA
	6/24/2020	NA	0.0018	0.058	NA	NA	NA	< 0.001	0.97	0.0013	0.040	NA	< 0.005	< 0.787	< 0.0025	NA
	12/10/2020	NA	0.0016	0.046	NA	NA	NA	< 0.001	1.1	0.00058	0.041	NA	< 0.0050	< 0.477	< 0.0025	NA
	6/24/2021	< 0.0030	< 0.0010	0.11	< 0.0010	< 0.00050	< 0.0050	< 0.0010	0.89	0.0029	0.041	< H 0.0002	< 0.0050	1.44	< 0.0025	< 0.0020
	12/13/2021	< 0.0030	0.0015	0.075	< 0.0010	< 0.00050	< 0.0050	< 0.0010	0.56	0.0014	0.031	< 0.00020	< 0.0050	DNYA	< 0.0025	< 0.0020
T01S down-gradient	12/13/2018	NA	**0.016**	0.084	NA	NA	NA	0.0037	1.1	0.0053	0.018	NA	**0.3**	1.12	< 0.0025	NA
	6/26/2019	NA	**0.022**	0.069	NA	NA	NA	0.003	1.1	0.0037	0.011	NA	**0.3**	1.02	< 0.0025	NA
	12/26/2019	NA	**0.012**	0.052	NA	NA	NA	0.0019	1.2	0.0018	0.012	NA	**0.32**	1.94	< 0.0025	NA
	6/25/2020	NA	0.0086	0.047	NA	NA	NA	0.0010	1.1	0.00057	< 0.010	NA	**0.32**	1.90	< 0.0025	NA
	12/14/2020	NA	**0.011**	0.040	NA	NA	NA	< 0.0010	1.3	< 0.00050	0.011	NA	**0.33**	0.998	< 0.0025	NA
	6/28/2021	< 3.0	**0.014**	0.094	< 1.0	< 0.50	17	0.0052	1.2	0.0056	0.022	< 0.0002	**0.31**	2.49	< 0.0025	< 2.0
	12/13/2021	< 0.003	**0.023**	0.1	< 0.001	< 0.0005	0.019	**0.0078**	1.1	0.0078	0.021	< 0.0002	**0.35**	DNYA	< 0.0025	< 0.002
T02S down-gradient	12/14/2018	NA	0.0086	0.063	NA	NA	NA	0.0016	0.47	0.007	0.027	NA	**0.5**	1.2	< 0.0025	NA
	6/26/2019	NA	0.006	0.091 V	NA	NA	NA	0.0021	0.4	0.0024	0.034	NA	**0.25 V**	1.45	< 0.0025	NA
	12/27/2019	NA	**0.019**	0.083	NA	NA	NA	**0.012**	0.67	0.0044	0.038	NA	**0.42**	1.21	< 0.0025	NA
	6/23/2020	NA	**0.014**	0.075	NA	NA	NA	0.0037	0.59	0.0012	0.034	NA	**0.33**	2.07	< 0.0025	NA
	12/9/2020	NA	0.0060	0.091	NA	NA	NA	< 0.0010	0.55	< 0.00050	0.040	NA	**0.33**	1.170	< 0.0025	NA
	6/21/2021	< 0.0030	0.0094	0.063	< 0.0010	< 0.00050	< 0.0050	0.0029	0.53	0.00099	0.038	< 0.0002	**0.50**	1.31	< 0.0025	< 0.0020
	12/9/2021	0.0082	0.0097	0.078	< 0.0010	< 0.00050	< 0.0050	0.0041	0.41	0.0027	0.034	< 0.00020	**0.54**	DNYA	< 0.0025	< 0.0020
T04S down-gradient	12/19/2018	NA	< 0.001	0.056	NA	NA	NA	< 0.001	0.24	0.0018	0.027	NA	0.012	0.768	< 0.0025	NA
	6/27/2019	NA	0.0024	0.087	NA	NA	NA	0.0033	0.27	0.0038	0.038	NA	0.014	1.14	< 0.0025	NA
	12/26/2019	NA	0.0022	0.078	NA	NA	NA	0.0044	0.32	0.0049	0.041	NA	0.013	1.16	< 0.0025	NA
	6/23/2020	ABD	ABD	ABD	ABD	ABD	ABD	ABD	ABD	ABD	ABD	ABD	ABD	ABD	ABD	ABD
	12/9/2020	ABD	ABD	ABD	ABD	ABD	ABD	ABD	ABD	ABD	ABD	ABD	ABD	ABD	ABD	ABD
	6/21/2021	ABD	ABD	ABD	ABD	ABD	ABD	ABD	ABD	ABD	ABD	ABD	ABD	ABD	ABD	ABD
	12/9/2021	ABD	ABD	ABD	ABD	ABD	ABD	ABD	ABD	ABD	ABD	ABD	ABD	ABD	ABD	ABD
T05S down-gradient	12/19/2018	NA	**0.14**	0.01	NA	NA	NA	< 0.001	1.8	< 0.0005	0.015	NA	**1.0**	0.928	0.0026	NA
	6/20/2019	NA	**0.14**	0.0099	NA	NA	NA	< 0.001	1.8	< 0.0005	0.018	NA	**1.1**	0.606	0.0056	NA
	12/30/2019	NA	**0.14**	0.011	NA	NA	NA	< 0.001	1.9	< 0.0005	0.02	NA	**1.0**	< 0.482	0.0049	NA
	6/22/2020	NA	**0.13**	0.010	NA	NA	NA	< 0.0010	1.8	< 0.00050	0.017	NA	**0.96**	< 1.01	0.0038	NA
	12/8/2020	NA	**0.13**	0.010	NA	NA	NA	< 0.0010	2.0	< 0.00050	0.021	NA	**1.2**	0.607	0.0048	NA
	6/2/2021	< 0.0030	**0.13**	0.010	< 0.0010	< 0.00050	< 0.0050	< 0.0010	1.6	< 0.00050	0.022	<H 0.0002	**1.0**	< 0.558	0.0044	< 0.0020
	12/10/2021	< 0.0030	**0.12**	0.0098	< 0.0010	< 0.00050	< 0.0050	< 0.0010	1.8	< 0.00050	0.019	< 0.00020	**0.96**	DNYA	0.0041	< 0.0020
T06S down-gradient	12/18/2018	NA	< 0.001	0.035	NA	NA	NA	< 0.001	0.38	< 0.0005	0.028	NA	0.0085	2.18	< 0.0025	NA
	6/20/2019	NA	< 0.001	0.036	NA	NA	NA	< 0.001	0.42	< 0.0005	0.027	NA	0.0085	1.75	< 0.0025	NA
	12/31/2019	NA	< 0.001	0.035	NA	NA	NA	< 0.001	0.47	< 0.0005	0.029	NA	0.011	1.55	< 0.0025	NA
	6/22/2020	NA	< 0.001	0.035	NA	NA	NA	< 0.001	0.45	< 0.0005	0.026	NA	0.006	1.66	< 0.0025	NA
	12/14/2020	NA	< 0.001	0.031	NA	NA	NA	< 0.001	0.51	< 0.0005	0.028	NA	0.011	1.320	< 0.0025	NA
	6/22/2021	0.0035	< 0.0010	0.035	< 0.0010	< 0.00050	< 0.0050	< 0.0010	0.43	< 0.00050	0.028	<H 0.00020	0.0077	1.79	< 0.0025	< 0.0020
	12/8/2021	< 0.0030	< 0.0010	0.035	< 0.0010	< 0.00050	< 0.0050	< 0.0010	0.42	< 0.00050	0.027	< 0.00020	0.014	DNYA	< 0.0025	< 0.0020
T08S down-gradient	12/12/2018	NA	**0.015**	0.041	NA	NA	NA	< 0.001	0.89	0.0005	0.026	NA	**0.88**	0.674	< 0.0025	NA
	6/21/2019	NA	**0.019**	0.042	NA	NA	NA	< 0.001	0.77	< 0.0005	0.029	NA	**0.82**	0.544	< 0.0025	NA
	12/27/2019	NA	**0.012**	0.047	NA	NA	NA	< 0.001	0.65	< 0.0005	0.031	NA	**0.56**	0.620	< 0.0025	NA
	6/23/2020	NA	**0.016**	0.032	NA	NA	NA	< 0.001	0.67	< 0.0005	0.033	NA	**0.62**	0.620	< 0.0025	NA
	12/9/2020	NA	**0.022**	0.023	NA	NA	NA	< 0.001	0.91	< 0.0005	0.032	NA	**0.68**	< 0.504	< 0.0025	NA
	6/21/2021	0.043	**0.017**	0.038	< 0.0010	< 0.00050	< 0.0050	< 0.0010	0.70	< 0.00050	0.035	<H 0.00020	**0.71**	0.954	< 0.0025	< 0.0020
	12/9/2021	< 0.0030	**0.015**	0.044	< 0.0010	< 0.00050	< 0.0050	< 0.0010	< 0.10	< 0.00050	0.034	< 0.00020	**0.98**	DNYA	< 0.0025	< 0.0020
T09S down-gradient	12/18/2018	NA	0.0027	0.093	NA	NA	NA	0.0011	0.35	0.0017	**0.097**	NA	**1.0**	3.31	< 0.0025	NA
	6/21/2019	NA	0.0035	0.093	NA	NA	NA	< 0.001	0.34	0.0008	**0.075**	NA	**0.67**	3.08	< 0.0025	NA
	12/30/2019	NA	0.0026	0.084	NA	NA	NA	< 0.001	0.39	0.00064	**0.082**	NA	**0.75**	2.42	< 0.0025	NA
	6/22/2020	NA	0.0027	0.08	NA	NA	NA	< 0.001	0.39	0.0017	**0.052**	NA	**0.52**	3.04	< 0.0025	NA
	12/8/2020	NA	0.0022	0.08	NA	NA	NA	< 0.001	0.46	0.00061	**0.07**	NA	**0.89**	2.760	< 0.0025	NA
	6/23/2021	< 0.0030	0.0026	0.074	< 0.0010	< 0.00050	< 0.0050	0.0011	0.40	0.00088	**0.095**	<H 0.00020	**1.2**	2.56	< 0.0025	< 0.0020
	12/8/2021	< 0.0030	0.0035	0.067	< 0.0010	< 0.00050	< 0.0050	0.0011	0.38	0.00084	**0.10**	< 0.00020	**1.3**	DNYA	< 0.0025	< 0.0020

Notes:

NS - No Standard

All units are in mg/l except Radium is in pCi/L as noted.

State Standards obtained from IAC, Title 35, Chapter I, Part 620, Subpart D, Section 620.410 - Groundwater Quality Standards for Class I: Potable Resource Groundwater.

Federal Maximum Contaminant Levels (MCLs) obtained from Code of Federal Regulations (CFR) Title 40, Chapter I, Subchapter D, Part 141.

Not calculated since not detected compound in first round of detection monitoring.

V - Serial Dilution exceeds the control limits.

NA- Not Analyzed; non-detect in previous monitoring.

^ - Denotes instrument related QC exceeds the control limits.

Bold - Above GWPS.

DNYA - Data not yet avaiable.

GWPS - Groundwater Protection Standard

ABD - Abandoned. Vulcan property well removed by Vulcan as part of mine expansion.

APPENDIX A
Analytical Data Packages

eurofins | Environment Testing America

ANALYTICAL REPORT

Eurofins North Central, Chicago
2417 Bond Street
University Park, IL 60484
Tel: (708)534-5200

Laboratory Job ID: 500-209450-1
Client Project/Site: Joliet #9 (Quarry) CCR 4Q21

For:
KPRG and Associates, Inc.
14665 West Lisbon Road,
Suite 1A
Brookfield, Wisconsin 53005

Attn: Richard Gnat

Authorized for release by:
1/3/2022 9:54:45 AM

Diana Mockler, Project Manager I
(219)252-7570
Diana.Mockler@Eurofinset.com

LINKS

Review your project results through TotalAccess

Have a Question? Ask The Expert

Visit us at:
www.eurofinsus.com/Env

This report has been electronically signed and authorized by the signatory. Electronic signature is intended to be the legally binding equivalent of a traditionally handwritten signature.

Results relate only to the items tested and the sample(s) as received by the laboratory.

Table of Contents

Cover Page 1
Table of Contents 2
Case Narrative 3
Method Summary 4
Sample Summary 5
Client Sample Results 6
Definitions 26
QC Association 27
QC Sample Results 35
Chain of Custody 46
Receipt Checklists 56
Chronicle 57
Field Data Sheets 66

Job ID: 500-209450-1

Laboratory: Eurofins North Central, Chicago

Narrative

Job Narrative
500-209450-1

Comments
No sample collected on 12/15/21 for sample 500-209450-16 due to property development/excavation.
No additional comments.

Receipt
The samples were received on 12/8/2021 2:29 PM. Unless otherwise noted below, the samples arrived in good condition, and where required, properly preserved and on ice. The temperatures of the 7 coolers at receipt time were 1.0º C, 2.1º C, 3.0º C, 3.2º C, 3.7º C, 3.8º C and 3.9º C.

Metals
No analytical or quality issues were noted, other than those described in the Definitions/Glossary page.

General Chemistry
Method SM 2540C: The matrix spike (MS) recovery for analytical batch 500-633495 was outside control limits for TDS. Sample matrix interference is suspected because the associated laboratory control sample (LCS) recovery was within acceptance limits.
(500-209450-E-3 MS)

No additional analytical or quality issues were noted, other than those described above or in the Definitions/Glossary page.

Method Summary

Client: KPRG and Associates, Inc.
Project/Site: Joliet #9 (Quarry) CCR 4Q21

Job ID: 500-209450-1

Method	Method Description	Protocol	Laboratory
6020A	Metals (ICP/MS)	SW846	TAL CHI
7470A	Mercury (CVAA)	SW846	TAL CHI
SM 2540C	Solids, Total Dissolved (TDS)	SM	TAL CHI
SM 4500 Cl- E	Chloride, Total	SM	TAL CHI
SM 4500 F C	Fluoride	SM	TAL CHI
SM 4500 SO4 E	Sulfate, Total	SM	TAL CHI
Field Sampling	Field Sampling	EPA	TAL CHI
3005A	Preparation, Total Recoverable or Dissolved Metals	SW846	TAL CHI
7470A	Preparation, Mercury	SW846	TAL CHI

Protocol References:

EPA = US Environmental Protection Agency

SM = "Standard Methods For The Examination Of Water And Wastewater"

SW846 = "Test Methods For Evaluating Solid Waste, Physical/Chemical Methods", Third Edition, November 1986 And Its Updates.

Laboratory References:

TAL CHI = Eurofins North Central, Chicago, 2417 Bond Street, University Park, IL 60484, TEL (708)534-5200

Sample Summary

Client: KPRG and Associates, Inc.
Project/Site: Joliet #9 (Quarry) CCR 4Q21

Job ID: 500-209450-1

Lab Sample ID	Client Sample ID	Matrix	Collected	Received
500-209450-1	T09S	Water	12/08/21 11:28	12/08/21 14:29
500-209450-2	T06S	Water	12/08/21 13:06	12/08/21 14:29
500-209450-3	T02S	Water	12/09/21 09:39	12/09/21 14:48
500-209450-4	T08S	Water	12/09/21 11:48	12/09/21 14:48
500-209450-5	T03S	Water	12/09/21 13:42	12/09/21 14:48
500-209450-6	T05S	Water	12/10/21 09:55	12/10/21 14:07
500-209450-7	G20S	Water	12/10/21 11:25	12/10/21 14:07
500-209450-8	T01S	Water	12/13/21 10:42	12/13/21 15:10
500-209450-9	G33S	Water	12/13/21 13:06	12/13/21 15:10
500-209450-10	G31S	Water	12/13/21 14:14	12/13/21 15:10
500-209450-11	R08S	Water	12/14/21 13:05	12/14/21 14:00
500-209450-12	G30S	Water	12/15/21 09:03	12/15/21 14:15
500-209450-13	R32S	Water	12/15/21 10:44	12/15/21 14:15
500-209450-14	DUP	Water	12/15/21 10:44	12/15/21 14:15
500-209450-15	G46S	Water	12/15/21 12:19	12/15/21 14:15
500-209450-16	T04S	Water	12/15/21 13:20	12/15/21 14:15
500-209450-17	G44S	GW	12/16/21 09:07	12/16/21 14:26
500-209450-18	G45S	GW	12/16/21 10:01	12/16/21 14:26
500-209450-19	G48S	GW	12/16/21 11:13	12/16/21 14:26
500-209450-20	G47S	GW	12/16/21 13:10	12/16/21 14:26

Client Sample Results

Client: KPRG and Associates, Inc.
Project/Site: Joliet #9 (Quarry) CCR 4Q21

Job ID: 500-209450-1

Client Sample ID: T09S

Date Collected: 12/08/21 11:28
Date Received: 12/08/21 14:29

Lab Sample ID: 500-209450-1

Matrix: Water

Method: 6020A - Metals (ICP/MS) - Total Recoverable

Analyte	Result	Qualifier	RL	MDL	Unit	D	Prepared	Analyzed	Dil Fac
Antimony	<0.0030		0.0030		mg/L		12/29/21 10:14	12/30/21 14:15	1
Arsenic	**0.0035**		0.0010		mg/L		12/29/21 10:14	12/29/21 18:56	1
Barium	**0.067**		0.0025		mg/L		12/29/21 10:14	12/30/21 14:15	1
Beryllium	<0.0010		0.0010		mg/L		12/29/21 10:14	12/30/21 14:15	1
Boron	**9.0**		1.0		mg/L		12/29/21 10:14	12/30/21 12:19	20
Cadmium	<0.00050		0.00050		mg/L		12/29/21 10:14	12/30/21 14:15	1
Calcium	**130**		0.20		mg/L		12/29/21 10:14	12/30/21 14:15	1
Chromium	<0.0050		0.0050		mg/L		12/29/21 10:14	12/30/21 14:15	1
Cobalt	**0.0011**		0.0010		mg/L		12/29/21 10:14	12/30/21 14:15	1
Lead	**0.00084**		0.00050		mg/L		12/29/21 10:14	12/30/21 14:15	1
Lithium	**0.10**		0.0020		mg/L		12/29/21 10:14	12/30/21 14:15	1
Molybdenum	**1.3**		0.0050		mg/L		12/29/21 10:14	12/30/21 14:15	1
Selenium	<0.0025		0.0025		mg/L		12/29/21 10:14	12/30/21 14:15	1
Thallium	<0.0020		0.0020		mg/L		12/29/21 10:14	12/30/21 14:15	1

Method: 7470A - Mercury (CVAA)

Analyte	Result	Qualifier	RL	MDL	Unit	D	Prepared	Analyzed	Dil Fac
Mercury	<0.00020		0.00020		mg/L		12/14/21 14:20	12/15/21 08:49	1

General Chemistry

Analyte	Result	Qualifier	RL	MDL	Unit	D	Prepared	Analyzed	Dil Fac
Total Dissolved Solids	**1100**		10		mg/L			12/09/21 07:35	1
Chloride	**64**		6.0		mg/L			12/13/21 16:35	3
Fluoride	**0.38**		0.10		mg/L			12/20/21 17:47	1
Sulfate	**570**		100		mg/L			12/13/21 18:32	20

Method: Field Sampling - Field Sampling

Analyte	Result	Qualifier	NONE	NONE	Unit	D	Prepared	Analyzed	Dil Fac
Depth to water from land surface	**91.72**				ft			12/08/21 11:28	1
Depth to Water (ft from MP)	**94.12**				ft			12/08/21 11:28	1
Elevation of well (ft from MP)	**603.69**				ft			12/08/21 11:28	1
Field pH	**7.23**				SU			12/08/21 11:28	1
Field Temperature	**44.8**				Degrees F			12/08/21 11:28	1
Ground Water Elevation	**509.57**				ft			12/08/21 11:28	1
Specific Conductance	**1300**				umhos/cm			12/08/21 11:28	1
Well bottom elevation	**444.80**				ft			12/08/21 11:28	1
Field Turbidity	**13.0**				NTU			12/08/21 11:28	1

Client Sample Results

Client: KPRG and Associates, Inc.
Project/Site: Joliet #9 (Quarry) CCR 4Q21

Job ID: 500-209450-1

Client Sample ID: T06S

Date Collected: 12/08/21 13:06
Date Received: 12/08/21 14:29

Lab Sample ID: 500-209450-2

Matrix: Water

Method: 6020A - Metals (ICP/MS) - Total Recoverable

Analyte	Result	Qualifier	RL	MDL	Unit	D	Prepared	Analyzed	Dil Fac
Antimony	<0.0030		0.0030		mg/L		12/29/21 10:14	12/30/21 14:39	1
Arsenic	<0.0010		0.0010		mg/L		12/29/21 10:14	12/29/21 19:13	1
Barium	**0.035**		0.0025		mg/L		12/29/21 10:14	12/30/21 14:39	1
Beryllium	<0.0010		0.0010		mg/L		12/29/21 10:14	12/30/21 14:39	1
Boron	**0.81**		0.10		mg/L		12/29/21 10:14	12/30/21 12:43	2
Cadmium	<0.00050		0.00050		mg/L		12/29/21 10:14	12/30/21 14:39	1
Calcium	**94**		0.20		mg/L		12/29/21 10:14	12/30/21 14:39	1
Chromium	<0.0050		0.0050		mg/L		12/29/21 10:14	12/30/21 14:39	1
Cobalt	<0.0010		0.0010		mg/L		12/29/21 10:14	12/30/21 14:39	1
Lead	<0.00050		0.00050		mg/L		12/29/21 10:14	12/30/21 14:39	1
Lithium	**0.027**		0.0020		mg/L		12/29/21 10:14	12/30/21 14:39	1
Molybdenum	**0.014**		0.0050		mg/L		12/29/21 10:14	12/30/21 14:39	1
Selenium	<0.0025		0.0025		mg/L		12/29/21 10:14	12/30/21 14:39	1
Thallium	<0.0020		0.0020		mg/L		12/29/21 10:14	12/30/21 14:39	1

Method: 7470A - Mercury (CVAA)

Analyte	Result	Qualifier	RL	MDL	Unit	D	Prepared	Analyzed	Dil Fac
Mercury	<0.00020		0.00020		mg/L		12/14/21 14:20	12/15/21 08:51	1

General Chemistry

Analyte	Result	Qualifier	RL	MDL	Unit	D	Prepared	Analyzed	Dil Fac
Total Dissolved Solids	**550**		10		mg/L			12/09/21 07:38	1
Chloride	**14**		2.0		mg/L			12/13/21 16:34	1
Fluoride	**0.42**		0.10		mg/L			12/20/21 17:51	1
Sulfate	**100**		15		mg/L			12/13/21 18:32	3

Method: Field Sampling - Field Sampling

Analyte	Result	Qualifier	NONE	NONE	Unit	D	Prepared	Analyzed	Dil Fac
Depth to water from land surface	**111.07**				ft			12/08/21 13:06	1
Depth to Water (ft from MP)	**113.37**				ft			12/08/21 13:06	1
Elevation of well (ft from MP)	**620.99**				ft			12/08/21 13:06	1
Field pH	**7.44**				SU			12/08/21 13:06	1
Field Temperature	**51.8**				Degrees F			12/08/21 13:06	1
Ground Water Elevation	**507.62**				ft			12/08/21 13:06	1
Specific Conductance	**694**				umhos/cm			12/08/21 13:06	1
Well bottom elevation	**447.94**				ft			12/08/21 13:06	1
Field Turbidity	**1.96**				NTU			12/08/21 13:06	1

Client Sample Results

Client: KPRG and Associates, Inc.
Project/Site: Joliet #9 (Quarry) CCR 4Q21

Job ID: 500-209450-1

Client Sample ID: T02S

Date Collected: 12/09/21 09:39
Date Received: 12/09/21 14:48

Lab Sample ID: 500-209450-3

Matrix: Water

Method: 6020A - Metals (ICP/MS) - Total Recoverable

Analyte	Result	Qualifier	RL	MDL	Unit	D	Prepared	Analyzed	Dil Fac
Antimony	0.0082		0.0030		mg/L		12/29/21 10:14	12/30/21 14:43	1
Arsenic	0.0097		0.0010		mg/L		12/29/21 10:14	12/29/21 19:16	1
Barium	0.078		0.0025		mg/L		12/29/21 10:14	12/30/21 14:43	1
Beryllium	<0.0010		0.0010		mg/L		12/29/21 10:14	12/30/21 14:43	1
Boron	5.1		0.50		mg/L		12/29/21 10:14	12/30/21 12:47	10
Cadmium	<0.00050		0.00050		mg/L		12/29/21 10:14	12/30/21 14:43	1
Calcium	69		0.20		mg/L		12/29/21 10:14	12/30/21 14:43	1
Chromium	<0.0050		0.0050		mg/L		12/29/21 10:14	12/30/21 14:43	1
Cobalt	0.0041		0.0010		mg/L		12/29/21 10:14	12/30/21 14:43	1
Lead	0.0027		0.00050		mg/L		12/29/21 10:14	12/30/21 14:43	1
Lithium	0.034		0.0020		mg/L		12/29/21 10:14	12/30/21 14:43	1
Molybdenum	0.54		0.0050		mg/L		12/29/21 10:14	12/30/21 14:43	1
Selenium	<0.0025		0.0025		mg/L		12/29/21 10:14	12/30/21 14:43	1
Thallium	<0.0020		0.0020		mg/L		12/29/21 10:14	12/30/21 14:43	1

Method: 7470A - Mercury (CVAA)

Analyte	Result	Qualifier	RL	MDL	Unit	D	Prepared	Analyzed	Dil Fac
Mercury	<0.00020		0.00020		mg/L		12/14/21 14:20	12/15/21 08:54	1

General Chemistry

Analyte	Result	Qualifier	RL	MDL	Unit	D	Prepared	Analyzed	Dil Fac
Total Dissolved Solids	890	F1	10		mg/L			12/14/21 04:40	1
Chloride	99		6.0		mg/L			12/13/21 16:38	3
Fluoride	0.41		0.10		mg/L			12/20/21 17:54	1
Sulfate	360		50		mg/L			12/13/21 18:33	10

Method: Field Sampling - Field Sampling

Analyte	Result	Qualifier	NONE	NONE	Unit	D	Prepared	Analyzed	Dil Fac
Depth to water from land surface	132.72				ft			12/09/21 09:39	1
Depth to Water (ft from MP)	135.05				ft			12/09/21 09:39	1
Elevation of well (ft from MP)	626.12				ft			12/09/21 09:39	1
Field pH	7.77				SU			12/09/21 09:39	1
Field Temperature	46.4				Degrees F			12/09/21 09:39	1
Ground Water Elevation	491.07				ft			12/09/21 09:39	1
Specific Conductance	1169				umhos/cm			12/09/21 09:39	1
Well bottom elevation	453.40				ft			12/09/21 09:39	1
Field Turbidity	8.77				NTU			12/09/21 09:39	1

Client Sample Results

Client: KPRG and Associates, Inc.
Project/Site: Joliet #9 (Quarry) CCR 4Q21

Job ID: 500-209450-1

Client Sample ID: T08S

Date Collected: 12/09/21 11:48
Date Received: 12/09/21 14:48

Lab Sample ID: 500-209450-4

Matrix: Water

Method: 6020A - Metals (ICP/MS) - Total Recoverable

Analyte	Result	Qualifier	RL	MDL	Unit	D	Prepared	Analyzed	Dil Fac
Antimony	<0.0030		0.0030		mg/L		12/29/21 10:14	12/30/21 14:46	1
Arsenic	**0.015**		0.0010		mg/L		12/29/21 10:14	12/29/21 19:20	1
Barium	**0.044**		0.0025		mg/L		12/29/21 10:14	12/30/21 14:46	1
Beryllium	<0.0010		0.0010		mg/L		12/29/21 10:14	12/30/21 14:46	1
Boron	**9.2**		1.0		mg/L		12/29/21 10:14	12/30/21 12:50	20
Cadmium	<0.00050		0.00050		mg/L		12/29/21 10:14	12/30/21 14:46	1
Calcium	**36**		0.20		mg/L		12/29/21 10:14	12/30/21 14:46	1
Chromium	<0.0050		0.0050		mg/L		12/29/21 10:14	12/30/21 14:46	1
Cobalt	<0.0010		0.0010		mg/L		12/29/21 10:14	12/30/21 14:46	1
Lead	<0.00050		0.00050		mg/L		12/29/21 10:14	12/30/21 14:46	1
Lithium	**0.034**		0.0020		mg/L		12/29/21 10:14	12/30/21 14:46	1
Molybdenum	**0.98**		0.0050		mg/L		12/29/21 10:14	12/30/21 14:46	1
Selenium	<0.0025		0.0025		mg/L		12/29/21 10:14	12/30/21 14:46	1
Thallium	<0.0020		0.0020		mg/L		12/29/21 10:14	12/30/21 14:46	1

Method: 7470A - Mercury (CVAA)

Analyte	Result	Qualifier	RL	MDL	Unit	D	Prepared	Analyzed	Dil Fac
Mercury	<0.00020		0.00020		mg/L		12/14/21 14:20	12/15/21 08:56	1

General Chemistry

Analyte	Result	Qualifier	RL	MDL	Unit	D	Prepared	Analyzed	Dil Fac
Total Dissolved Solids	**1100**		10		mg/L			12/14/21 04:47	1
Chloride	**90**		6.0		mg/L			12/13/21 16:37	3
Fluoride	<0.10		0.10		mg/L			12/20/21 18:11	1
Sulfate	**550**		100		mg/L			12/13/21 18:33	20

Method: Field Sampling - Field Sampling

Analyte	Result	Qualifier	NONE	NONE	Unit	D	Prepared	Analyzed	Dil Fac
Depth to water from land surface	**127.87**				ft			12/09/21 11:48	1
Depth to Water (ft from MP)	**130.25**				ft			12/09/21 11:48	1
Elevation of well (ft from MP)	**627.50**				ft			12/09/21 11:48	1
Field pH	**8.50**				SU			12/09/21 11:48	1
Field Temperature	**48.9**				Degrees F			12/09/21 11:48	1
Ground Water Elevation	**497.25**				ft			12/09/21 11:48	1
Specific Conductance	**1395**				umhos/cm			12/09/21 11:48	1
Well bottom elevation	**447.38**				ft			12/09/21 11:48	1
Field Turbidity	**2.48**				NTU			12/09/21 11:48	1

Client Sample Results

Client: KPRG and Associates, Inc.
Project/Site: Joliet #9 (Quarry) CCR 4Q21

Job ID: 500-209450-1

Client Sample ID: T03S

Date Collected: 12/09/21 13:42
Date Received: 12/09/21 14:48

Lab Sample ID: 500-209450-5

Matrix: Water

Method: 6020A - Metals (ICP/MS) - Total Recoverable

Analyte	Result	Qualifier	RL	MDL	Unit	D	Prepared	Analyzed	Dil Fac
Antimony	<0.0030		0.0030		mg/L		12/29/21 10:14	12/30/21 14:49	1
Arsenic	**0.0011**		0.0010		mg/L		12/29/21 10:14	12/29/21 19:30	1
Barium	**0.085**		0.0025		mg/L		12/29/21 10:14	12/30/21 14:49	1
Beryllium	<0.0010		0.0010		mg/L		12/29/21 10:14	12/30/21 14:49	1
Boron	**2.4**		0.50		mg/L		12/29/21 10:14	12/30/21 12:54	10
Cadmium	<0.00050		0.00050		mg/L		12/29/21 10:14	12/30/21 14:49	1
Calcium	**130**		0.20		mg/L		12/29/21 10:14	12/30/21 14:49	1
Chromium	<0.0050		0.0050		mg/L		12/29/21 10:14	12/30/21 14:49	1
Cobalt	<0.0010		0.0010		mg/L		12/29/21 10:14	12/30/21 14:49	1
Lead	<0.00050		0.00050		mg/L		12/29/21 10:14	12/30/21 14:49	1
Lithium	**0.026**		0.0020		mg/L		12/29/21 10:14	12/30/21 14:49	1
Molybdenum	**0.22**		0.0050		mg/L		12/29/21 10:14	12/30/21 14:49	1
Selenium	<0.0025		0.0025		mg/L		12/29/21 10:14	12/30/21 14:49	1
Thallium	<0.0020		0.0020		mg/L		12/29/21 10:14	12/30/21 14:49	1

Method: 7470A - Mercury (CVAA)

Analyte	Result	Qualifier	RL	MDL	Unit	D	Prepared	Analyzed	Dil Fac
Mercury	<0.00020		0.00020		mg/L		12/14/21 14:20	12/15/21 08:58	1

General Chemistry

Analyte	Result	Qualifier	RL	MDL	Unit	D	Prepared	Analyzed	Dil Fac
Total Dissolved Solids	**870**		10		mg/L			12/14/21 04:53	1
Chloride	**110**		10		mg/L			12/13/21 16:39	5
Fluoride	**0.23**		0.10		mg/L			12/20/21 18:19	1
Sulfate	**280**	**F1**	50		mg/L			12/13/21 18:33	10

Method: Field Sampling - Field Sampling

Analyte	Result	Qualifier	NONE	NONE	Unit	D	Prepared	Analyzed	Dil Fac
Depth to water from land surface	**136.32**				ft			12/09/21 13:42	1
Depth to Water (ft from MP)	**139.40**				ft			12/09/21 13:42	1
Elevation of well (ft from MP)	**629.74**				ft			12/09/21 13:42	1
Field pH	**7.48**				SU			12/09/21 13:42	1
Field Temperature	**53.2**				Degrees F			12/09/21 13:42	1
Ground Water Elevation	**490.34**				ft			12/09/21 13:42	1
Specific Conductance	**1159**				umhos/cm			12/09/21 13:42	1
Well bottom elevation	**456.70**				ft			12/09/21 13:42	1
Field Turbidity	**0.56**				NTU			12/09/21 13:42	1

Client Sample Results

Client: KPRG and Associates, Inc.
Project/Site: Joliet #9 (Quarry) CCR 4Q21

Job ID: 500-209450-1

Client Sample ID: T05S

Date Collected: 12/10/21 09:55
Date Received: 12/10/21 14:07

Lab Sample ID: 500-209450-6

Matrix: Water

Method: 6020A - Metals (ICP/MS) - Total Recoverable

Analyte	Result	Qualifier	RL	MDL	Unit	D	Prepared	Analyzed	Dil Fac
Antimony	<0.0030		0.0030		mg/L		12/29/21 10:14	12/30/21 14:53	1
Arsenic	**0.12**		0.0010		mg/L		12/29/21 10:14	12/29/21 19:33	1
Barium	**0.0098**		0.0025		mg/L		12/29/21 10:14	12/30/21 14:53	1
Beryllium	<0.0010		0.0010		mg/L		12/29/21 10:14	12/30/21 14:53	1
Boron	**14**		5.0		mg/L		12/29/21 10:14	12/30/21 12:57	100
Cadmium	<0.00050		0.00050		mg/L		12/29/21 10:14	12/30/21 14:53	1
Calcium	**2.7**		0.20		mg/L		12/29/21 10:14	12/30/21 14:53	1
Chromium	<0.0050		0.0050		mg/L		12/29/21 10:14	12/30/21 14:53	1
Cobalt	<0.0010		0.0010		mg/L		12/29/21 10:14	12/30/21 14:53	1
Lead	<0.00050		0.00050		mg/L		12/29/21 10:14	12/30/21 14:53	1
Lithium	**0.019**		0.0020		mg/L		12/29/21 10:14	12/30/21 14:53	1
Molybdenum	**0.96**		0.0050		mg/L		12/29/21 10:14	12/30/21 14:53	1
Selenium	**0.0041**		0.0025		mg/L		12/29/21 10:14	12/30/21 14:53	1
Thallium	<0.0020		0.0020		mg/L		12/29/21 10:14	12/30/21 14:53	1

Method: 7470A - Mercury (CVAA)

Analyte	Result	Qualifier	RL	MDL	Unit	D	Prepared	Analyzed	Dil Fac
Mercury	<0.00020		0.00020		mg/L		12/14/21 14:20	12/15/21 09:00	1

General Chemistry

Analyte	Result	Qualifier	RL	MDL	Unit	D	Prepared	Analyzed	Dil Fac
Total Dissolved Solids	**1500**		10		mg/L			12/14/21 04:55	1
Chloride	**140**		10		mg/L			12/13/21 17:03	5
Fluoride	**1.8**		0.10		mg/L			12/20/21 18:33	1
Sulfate	**630**		100		mg/L			12/13/21 18:44	20

Method: Field Sampling - Field Sampling

Analyte	Result	Qualifier	NONE	NONE	Unit	D	Prepared	Analyzed	Dil Fac
Depth to water from land surface	**123.63**				ft			12/10/21 09:55	1
Depth to Water (ft from MP)	**126.03**				ft			12/10/21 09:55	1
Elevation of well (ft from MP)	**623.46**				ft			12/10/21 09:55	1
Field pH	**9.41**				SU			12/10/21 09:55	1
Field Temperature	**52.5**				Degrees F			12/10/21 09:55	1
Ground Water Elevation	**497.43**				ft			12/10/21 09:55	1
Specific Conductance	**2070**				umhos/cm			12/10/21 09:55	1
Well bottom elevation	**448.35**				ft			12/10/21 09:55	1
Field Turbidity	**3.71**				NTU			12/10/21 09:55	1

Client Sample Results

Client: KPRG and Associates, Inc.
Project/Site: Joliet #9 (Quarry) CCR 4Q21

Job ID: 500-209450-1

Client Sample ID: G20S

Date Collected: 12/10/21 11:25
Date Received: 12/10/21 14:07

Lab Sample ID: 500-209450-7

Matrix: Water

Method: 6020A - Metals (ICP/MS) - Total Recoverable

Analyte	Result	Qualifier	RL	MDL	Unit	D	Prepared	Analyzed	Dil Fac
Antimony	<0.0030		0.0030		mg/L		12/29/21 10:14	12/30/21 14:56	1
Arsenic	**0.0019**		0.0010		mg/L		12/29/21 10:14	12/29/21 19:37	1
Barium	**0.045**		0.0025		mg/L		12/29/21 10:14	12/30/21 14:56	1
Beryllium	<0.0010		0.0010		mg/L		12/29/21 10:14	12/30/21 14:56	1
Boron	**1.4**		0.25		mg/L		12/29/21 10:14	12/30/21 13:01	5
Cadmium	<0.00050		0.00050		mg/L		12/29/21 10:14	12/30/21 14:56	1
Calcium	**60**		0.20		mg/L		12/29/21 10:14	12/30/21 14:56	1
Chromium	<0.0050		0.0050		mg/L		12/29/21 10:14	12/30/21 14:56	1
Cobalt	<0.0010		0.0010		mg/L		12/29/21 10:14	12/30/21 14:56	1
Lead	<0.00050		0.00050		mg/L		12/29/21 10:14	12/30/21 14:56	1
Lithium	**0.041**		0.0020		mg/L		12/29/21 10:14	12/30/21 14:56	1
Molybdenum	**0.025**		0.0050		mg/L		12/29/21 10:14	12/30/21 14:56	1
Selenium	<0.0025		0.0025		mg/L		12/29/21 10:14	12/30/21 14:56	1
Thallium	<0.0020		0.0020		mg/L		12/29/21 10:14	12/30/21 14:56	1

Method: 7470A - Mercury (CVAA)

Analyte	Result	Qualifier	RL	MDL	Unit	D	Prepared	Analyzed	Dil Fac
Mercury	<0.00020		0.00020		mg/L		12/14/21 14:20	12/15/21 09:02	1

General Chemistry

Analyte	Result	Qualifier	RL	MDL	Unit	D	Prepared	Analyzed	Dil Fac
Total Dissolved Solids	**360**		10		mg/L			12/14/21 04:58	1
Chloride	**14**		2.0		mg/L			12/13/21 16:40	1
Fluoride	**0.77**		0.10		mg/L			12/20/21 18:36	1
Sulfate	**69**		15		mg/L			12/13/21 18:35	3

Method: Field Sampling - Field Sampling

Analyte	Result	Qualifier	NONE	NONE	Unit	D	Prepared	Analyzed	Dil Fac
Depth to water from land surface	**126.58**				ft			12/10/21 11:25	1
Depth to Water (ft from MP)	**129.36**				ft			12/10/21 11:25	1
Elevation of well (ft from MP)	**580.94**				ft			12/10/21 11:25	1
Field pH	**8.33**				SU			12/10/21 11:25	1
Field Temperature	**56.5**				Degrees F			12/10/21 11:25	1
Ground Water Elevation	**451.58**				ft			12/10/21 11:25	1
Specific Conductance	**589**				umhos/cm			12/10/21 11:25	1
Well bottom elevation	**442.28**				ft			12/10/21 11:25	1
Field Turbidity	**1.28**				NTU			12/10/21 11:25	1

Client Sample Results

Client: KPRG and Associates, Inc.
Project/Site: Joliet #9 (Quarry) CCR 4Q21

Job ID: 500-209450-1

Client Sample ID: T01S

Date Collected: 12/13/21 10:42
Date Received: 12/13/21 15:10

Lab Sample ID: 500-209450-8

Matrix: Water

Method: 6020A - Metals (ICP/MS) - Total Recoverable

Analyte	Result	Qualifier	RL	MDL	Unit	D	Prepared	Analyzed	Dil Fac
Antimony	<0.0030		0.0030		mg/L		12/29/21 10:14	12/30/21 15:00	1
Arsenic	**0.023**		0.0010		mg/L		12/29/21 10:14	12/29/21 19:40	1
Barium	**0.10**		0.0025		mg/L		12/29/21 10:14	12/30/21 15:00	1
Beryllium	<0.0010		0.0010		mg/L		12/29/21 10:14	12/30/21 15:00	1
Boron	**4.8**		0.50		mg/L		12/29/21 10:14	12/30/21 13:04	10
Cadmium	<0.00050		0.00050		mg/L		12/29/21 10:14	12/30/21 15:00	1
Calcium	**62**		0.20		mg/L		12/29/21 10:14	12/30/21 15:00	1
Chromium	**0.019**		0.0050		mg/L		12/29/21 10:14	12/30/21 15:00	1
Cobalt	**0.0078**		0.0010		mg/L		12/29/21 10:14	12/30/21 15:00	1
Lead	**0.0078**		0.00050		mg/L		12/29/21 10:14	12/30/21 15:00	1
Lithium	**0.021**		0.0020		mg/L		12/29/21 10:14	12/30/21 15:00	1
Molybdenum	**0.35**		0.0050		mg/L		12/29/21 10:14	12/30/21 15:00	1
Selenium	<0.0025		0.0025		mg/L		12/29/21 10:14	12/30/21 15:00	1
Thallium	<0.0020		0.0020		mg/L		12/29/21 10:14	12/30/21 15:00	1

Method: 7470A - Mercury (CVAA)

Analyte	Result	Qualifier	RL	MDL	Unit	D	Prepared	Analyzed	Dil Fac
Mercury	<0.00020		0.00020		mg/L		12/14/21 14:20	12/15/21 09:29	1

General Chemistry

Analyte	Result	Qualifier	RL	MDL	Unit	D	Prepared	Analyzed	Dil Fac
Total Dissolved Solids	**910**		10		mg/L			12/14/21 05:00	1
Chloride	**97**		6.0		mg/L			12/28/21 15:52	3
Fluoride	**1.1**		0.10		mg/L			12/20/21 18:39	1
Sulfate	**410**		50		mg/L			12/28/21 16:19	10

Method: Field Sampling - Field Sampling

Analyte	Result	Qualifier	NONE	NONE	Unit	D	Prepared	Analyzed	Dil Fac
Depth to water from land surface	**122.67**				ft			12/13/21 10:42	1
Depth to Water (ft from MP)	**125.15**				ft			12/13/21 10:42	1
Elevation of well (ft from MP)	**621.71**				ft			12/13/21 10:42	1
Field pH	**7.67**				SU			12/13/21 10:42	1
Field Temperature	**49.1**				Degrees F			12/13/21 10:42	1
Ground Water Elevation	**496.56**				ft			12/13/21 10:42	1
Specific Conductance	**1234**				umhos/cm			12/13/21 10:42	1
Well bottom elevation	**451.46**				ft			12/13/21 10:42	1
Field Turbidity	**138**				NTU			12/13/21 10:42	1

Client Sample Results

Client: KPRG and Associates, Inc.
Project/Site: Joliet #9 (Quarry) CCR 4Q21

Job ID: 500-209450-1

Client Sample ID: G33S

Date Collected: 12/13/21 13:06
Date Received: 12/13/21 15:10

Lab Sample ID: 500-209450-9

Matrix: Water

Method: 6020A - Metals (ICP/MS) - Total Recoverable

Analyte	Result	Qualifier	RL	MDL	Unit	D	Prepared	Analyzed	Dil Fac
Antimony	<0.0030		0.0030		mg/L		12/29/21 10:14	12/30/21 15:03	1
Arsenic	**0.0015**		0.0010		mg/L		12/29/21 10:14	12/29/21 19:43	1
Barium	**0.075**		0.0025		mg/L		12/29/21 10:14	12/30/21 15:03	1
Beryllium	<0.0010		0.0010		mg/L		12/29/21 10:14	12/30/21 15:03	1
Boron	**0.71**		0.10		mg/L		12/29/21 10:14	12/30/21 13:08	2
Cadmium	<0.00050		0.00050		mg/L		12/29/21 10:14	12/30/21 15:03	1
Calcium	**52**		0.20		mg/L		12/29/21 10:14	12/30/21 15:03	1
Chromium	<0.0050		0.0050		mg/L		12/29/21 10:14	12/30/21 15:03	1
Cobalt	<0.0010		0.0010		mg/L		12/29/21 10:14	12/30/21 15:03	1
Lead	**0.0014**		0.00050		mg/L		12/29/21 10:14	12/30/21 15:03	1
Lithium	**0.031**		0.0020		mg/L		12/29/21 10:14	12/30/21 15:03	1
Molybdenum	<0.0050		0.0050		mg/L		12/29/21 10:14	12/30/21 15:03	1
Selenium	<0.0025		0.0025		mg/L		12/29/21 10:14	12/30/21 15:03	1
Thallium	<0.0020		0.0020		mg/L		12/29/21 10:14	12/30/21 15:03	1

Method: 7470A - Mercury (CVAA)

Analyte	Result	Qualifier	RL	MDL	Unit	D	Prepared	Analyzed	Dil Fac
Mercury	<0.00020		0.00020		mg/L		12/14/21 14:20	12/15/21 09:50	1

General Chemistry

Analyte	Result	Qualifier	RL	MDL	Unit	D	Prepared	Analyzed	Dil Fac
Total Dissolved Solids	**380**		10		mg/L			12/14/21 05:03	1
Chloride	**13**		2.0		mg/L			12/28/21 15:53	1
Fluoride	**0.56**		0.10		mg/L			12/20/21 18:41	1
Sulfate	**66**		15		mg/L			12/28/21 16:19	3

Method: Field Sampling - Field Sampling

Analyte	Result	Qualifier	NONE	NONE	Unit	D	Prepared	Analyzed	Dil Fac
Depth to water from land surface	**31.25**				ft			12/13/21 13:06	1
Depth to Water (ft from MP)	**32.98**				ft			12/13/21 13:06	1
Elevation of well (ft from MP)	**535.65**				ft			12/13/21 13:06	1
Field pH	**7.52**				SU			12/13/21 13:06	1
Field Temperature	**56.7**				Degrees F			12/13/21 13:06	1
Ground Water Elevation	**502.67**				ft			12/13/21 13:06	1
Specific Conductance	**628**				umhos/cm			12/13/21 13:06	1
Well bottom elevation	**452.72**				ft			12/13/21 13:06	1
Field Turbidity	**9.78**				NTU			12/13/21 13:06	1

Client Sample Results

Client: KPRG and Associates, Inc.
Project/Site: Joliet #9 (Quarry) CCR 4Q21

Job ID: 500-209450-1

Client Sample ID: G31S

Date Collected: 12/13/21 14:14
Date Received: 12/13/21 15:10

Lab Sample ID: 500-209450-10

Matrix: Water

Method: 6020A - Metals (ICP/MS) - Total Recoverable

Analyte	Result	Qualifier	RL	MDL	Unit	D	Prepared	Analyzed	Dil Fac
Antimony	<0.0030		0.0030		mg/L		12/29/21 10:14	12/30/21 15:07	1
Arsenic	**0.0036**		0.0010		mg/L		12/29/21 10:14	12/29/21 19:47	1
Barium	**0.050**		0.0025		mg/L		12/29/21 10:14	12/30/21 15:07	1
Beryllium	<0.0010		0.0010		mg/L		12/29/21 10:14	12/30/21 15:07	1
Boron	**4.9**		0.50		mg/L		12/29/21 10:14	12/30/21 13:11	10
Cadmium	<0.00050		0.00050		mg/L		12/29/21 10:14	12/30/21 15:07	1
Calcium	**150**		0.20		mg/L		12/29/21 10:14	12/30/21 15:07	1
Chromium	<0.0050		0.0050		mg/L		12/29/21 10:14	12/30/21 15:07	1
Cobalt	<0.0010		0.0010		mg/L		12/29/21 10:14	12/30/21 15:07	1
Lead	<0.00050		0.00050		mg/L		12/29/21 10:14	12/30/21 15:07	1
Lithium	**0.094**		0.0020		mg/L		12/29/21 10:14	12/30/21 15:07	1
Molybdenum	**0.75**		0.0050		mg/L		12/29/21 10:14	12/30/21 15:07	1
Selenium	<0.0025		0.0025		mg/L		12/29/21 10:14	12/30/21 15:07	1
Thallium	<0.0020		0.0020		mg/L		12/29/21 10:14	12/30/21 15:07	1

Method: 7470A - Mercury (CVAA)

Analyte	Result	Qualifier	RL	MDL	Unit	D	Prepared	Analyzed	Dil Fac
Mercury	<0.00020		0.00020		mg/L		12/14/21 14:20	12/15/21 09:52	1

General Chemistry

Analyte	Result	Qualifier	RL	MDL	Unit	D	Prepared	Analyzed	Dil Fac
Total Dissolved Solids	**1100**		10		mg/L			12/14/21 05:06	1
Chloride	**160**		10		mg/L			12/28/21 15:53	5
Fluoride	**0.24**		0.10		mg/L			12/20/21 18:45	1
Sulfate	**450**		50		mg/L			12/28/21 16:20	10

Method: Field Sampling - Field Sampling

Analyte	Result	Qualifier	NONE	NONE	Unit	D	Prepared	Analyzed	Dil Fac
Depth to water from land surface	**26.00**				ft			12/13/21 14:14	1
Depth to Water (ft from MP)	**28.58**				ft			12/13/21 14:14	1
Elevation of well (ft from MP)	**535.77**				ft			12/13/21 14:14	1
Field pH	**7.29**				SU			12/13/21 14:14	1
Field Temperature	**56.7**				Degrees F			12/13/21 14:14	1
Ground Water Elevation	**507.19**				ft			12/13/21 14:14	1
Specific Conductance	**1490**				umhos/cm			12/13/21 14:14	1
Well bottom elevation	**453.36**				ft			12/13/21 14:14	1
Field Turbidity	**1.21**				NTU			12/13/21 14:14	1

Client Sample Results

Client: KPRG and Associates, Inc.
Project/Site: Joliet #9 (Quarry) CCR 4Q21

Job ID: 500-209450-1

Client Sample ID: R08S

Date Collected: 12/14/21 13:05
Date Received: 12/14/21 14:00

Lab Sample ID: 500-209450-11

Matrix: Water

Method: 6020A - Metals (ICP/MS) - Total Recoverable

Analyte	Result	Qualifier	RL	MDL	Unit	D	Prepared	Analyzed	Dil Fac
Antimony	<0.0030		0.0030		mg/L		12/29/21 10:14	12/30/21 15:10	1
Arsenic	<0.0010		0.0010		mg/L		12/29/21 10:14	12/29/21 19:50	1
Barium	**0.042**		0.0025		mg/L		12/29/21 10:14	12/30/21 15:10	1
Beryllium	<0.0010		0.0010		mg/L		12/29/21 10:14	12/30/21 15:10	1
Boron	**7.8**		1.0		mg/L		12/29/21 10:14	12/30/21 13:14	20
Cadmium	<0.00050		0.00050		mg/L		12/29/21 10:14	12/30/21 15:10	1
Calcium	**150**		0.20		mg/L		12/29/21 10:14	12/30/21 15:10	1
Chromium	<0.0050		0.0050		mg/L		12/29/21 10:14	12/30/21 15:10	1
Cobalt	<0.0010		0.0010		mg/L		12/29/21 10:14	12/30/21 15:10	1
Lead	<0.00050		0.00050		mg/L		12/29/21 10:14	12/30/21 15:10	1
Lithium	**0.14**		0.0020		mg/L		12/29/21 10:14	12/30/21 15:10	1
Molybdenum	**0.39**		0.0050		mg/L		12/29/21 10:14	12/30/21 15:10	1
Selenium	**0.012**		0.0025		mg/L		12/29/21 10:14	12/30/21 15:10	1
Thallium	<0.0020		0.0020		mg/L		12/29/21 10:14	12/30/21 15:10	1

Method: 7470A - Mercury (CVAA)

Analyte	Result	Qualifier	RL	MDL	Unit	D	Prepared	Analyzed	Dil Fac
Mercury	<0.00020		0.00020		mg/L		12/15/21 10:20	12/16/21 08:59	1

General Chemistry

Analyte	Result	Qualifier	RL	MDL	Unit	D	Prepared	Analyzed	Dil Fac
Total Dissolved Solids	**830**		10		mg/L			12/21/21 17:13	1
Chloride	**77**		6.0		mg/L			12/28/21 15:54	3
Fluoride	**0.15**		0.10		mg/L			12/20/21 18:48	1
Sulfate	**410**		50		mg/L			12/28/21 16:20	10

Method: Field Sampling - Field Sampling

Analyte	Result	Qualifier	NONE	NONE	Unit	D	Prepared	Analyzed	Dil Fac
Depth to water from land surface	**66.90**				ft			12/14/21 13:05	1
Depth to Water (ft from MP)	**69.45**				ft			12/14/21 13:05	1
Elevation of well (ft from MP)	**578.51**				ft			12/14/21 13:05	1
Field pH	**8.37**				SU			12/14/21 13:05	1
Field Temperature	**54.7**				Degrees F			12/14/21 13:05	1
Ground Water Elevation	**509.06**				ft			12/14/21 13:05	1
Specific Conductance	**968**				umhos/cm			12/14/21 13:05	1
Well bottom elevation	**453.08**				ft			12/14/21 13:05	1
Field Turbidity	**0.57**				NTU			12/14/21 13:05	1

Client Sample Results

Client: KPRG and Associates, Inc.
Project/Site: Joliet #9 (Quarry) CCR 4Q21

Job ID: 500-209450-1

Client Sample ID: G30S

Date Collected: 12/15/21 09:03
Date Received: 12/15/21 14:15

Lab Sample ID: 500-209450-12

Matrix: Water

Method: 6020A - Metals (ICP/MS) - Total Recoverable

Analyte	Result	Qualifier	RL	MDL	Unit	D	Prepared	Analyzed	Dil Fac
Antimony	<0.0030		0.0030		mg/L		12/29/21 10:14	12/30/21 15:20	1
Arsenic	**0.0028**		0.0010		mg/L		12/29/21 10:14	12/29/21 19:54	1
Barium	**0.045**		0.0025		mg/L		12/29/21 10:14	12/30/21 15:20	1
Beryllium	<0.0010		0.0010		mg/L		12/29/21 10:14	12/30/21 15:20	1
Boron	**5.1**		0.50		mg/L		12/29/21 10:14	12/30/21 13:25	10
Cadmium	<0.00050		0.00050		mg/L		12/29/21 10:14	12/30/21 15:20	1
Calcium	**63**		0.20		mg/L		12/29/21 10:14	12/30/21 15:20	1
Chromium	<0.0050		0.0050		mg/L		12/29/21 10:14	12/30/21 15:20	1
Cobalt	<0.0010		0.0010		mg/L		12/29/21 10:14	12/30/21 15:20	1
Lead	<0.00050		0.00050		mg/L		12/29/21 10:14	12/30/21 15:20	1
Lithium	**0.022**		0.0020		mg/L		12/29/21 10:14	12/30/21 15:20	1
Molybdenum	**0.010**		0.0050		mg/L		12/29/21 10:14	12/30/21 15:20	1
Selenium	<0.0025		0.0025		mg/L		12/29/21 10:14	12/30/21 15:20	1
Thallium	<0.0020		0.0020		mg/L		12/29/21 10:14	12/30/21 15:20	1

Method: 7470A - Mercury (CVAA)

Analyte	Result	Qualifier	RL	MDL	Unit	D	Prepared	Analyzed	Dil Fac
Mercury	<0.00020		0.00020		mg/L		12/16/21 10:45	12/17/21 08:46	1

General Chemistry

Analyte	Result	Qualifier	RL	MDL	Unit	D	Prepared	Analyzed	Dil Fac
Total Dissolved Solids	**1200**		10		mg/L			12/22/21 15:31	1
Chloride	**200**		10		mg/L			12/28/21 15:54	5
Fluoride	**1.0**		0.10		mg/L			12/20/21 18:51	1
Sulfate	**450**		50		mg/L			12/28/21 16:21	10

Method: Field Sampling - Field Sampling

Analyte	Result	Qualifier	NONE	NONE	Unit	D	Prepared	Analyzed	Dil Fac
Depth to water from land surface	**-0.10**				ft			12/15/21 09:03	1
Depth to Water (ft from MP)	**2.21**				ft			12/15/21 09:03	1
Elevation of well (ft from MP)	**524.69**				ft			12/15/21 09:03	1
Field pH	**7.95**				SU			12/15/21 09:03	1
Field Temperature	**52.3**				Degrees F			12/15/21 09:03	1
Ground Water Elevation	**522.48**				ft			12/15/21 09:03	1
Specific Conductance	**1590**				umhos/cm			12/15/21 09:03	1
Well bottom elevation	**462.58**				ft			12/15/21 09:03	1
Field Turbidity	**0.09**				NTU			12/15/21 09:03	1

Client Sample Results

Client: KPRG and Associates, Inc.
Project/Site: Joliet #9 (Quarry) CCR 4Q21

Job ID: 500-209450-1

Client Sample ID: R32S

Date Collected: 12/15/21 10:44
Date Received: 12/15/21 14:15

Lab Sample ID: 500-209450-13

Matrix: Water

Method: 6020A - Metals (ICP/MS) - Total Recoverable

Analyte	Result	Qualifier	RL	MDL	Unit	D	Prepared	Analyzed	Dil Fac
Antimony	<0.0030		0.0030		mg/L		12/29/21 10:14	12/30/21 15:24	1
Arsenic	**0.0016**		0.0010		mg/L		12/29/21 10:14	12/29/21 19:57	1
Barium	**0.037**		0.0025		mg/L		12/29/21 10:14	12/30/21 15:24	1
Beryllium	<0.0010		0.0010		mg/L		12/29/21 10:14	12/30/21 15:24	1
Boron	**4.9**		0.50		mg/L		12/29/21 10:14	12/30/21 13:28	10
Cadmium	<0.00050		0.00050		mg/L		12/29/21 10:14	12/30/21 15:24	1
Calcium	**150**		0.20		mg/L		12/29/21 10:14	12/30/21 15:24	1
Chromium	<0.0050		0.0050		mg/L		12/29/21 10:14	12/30/21 15:24	1
Cobalt	<0.0010		0.0010		mg/L		12/29/21 10:14	12/30/21 15:24	1
Lead	<0.00050		0.00050		mg/L		12/29/21 10:14	12/30/21 15:24	1
Lithium	**0.097**		0.0020		mg/L		12/29/21 10:14	12/30/21 15:24	1
Molybdenum	**0.75**		0.0050		mg/L		12/29/21 10:14	12/30/21 15:24	1
Selenium	<0.0025		0.0025		mg/L		12/29/21 10:14	12/30/21 15:24	1
Thallium	<0.0020		0.0020		mg/L		12/29/21 10:14	12/30/21 15:24	1

Method: 7470A - Mercury (CVAA)

Analyte	Result	Qualifier	RL	MDL	Unit	D	Prepared	Analyzed	Dil Fac
Mercury	<0.00020		0.00020		mg/L		12/16/21 10:45	12/17/21 08:48	1

General Chemistry

Analyte	Result	Qualifier	RL	MDL	Unit	D	Prepared	Analyzed	Dil Fac
Total Dissolved Solids	**930**		10		mg/L			12/22/21 15:37	1
Chloride	**59**		6.0		mg/L			12/28/21 15:54	3
Fluoride	**0.32**		0.10		mg/L			12/20/21 18:54	1
Sulfate	**490**		100		mg/L			12/28/21 16:21	20

Method: Field Sampling - Field Sampling

Analyte	Result	Qualifier	NONE	NONE	Unit	D	Prepared	Analyzed	Dil Fac
Depth to water from land surface	**19.71**				ft			12/15/21 10:44	1
Depth to Water (ft from MP)	**21.74**				ft			12/15/21 10:44	1
Elevation of well (ft from MP)	**536.91**				ft			12/15/21 10:44	1
Field pH	**7.42**				SU			12/15/21 10:44	1
Field Temperature	**53.6**				Degrees F			12/15/21 10:44	1
Ground Water Elevation	**515.17**				ft			12/15/21 10:44	1
Specific Conductance	**975**				umhos/cm			12/15/21 10:44	1
Well bottom elevation	**457.84**				ft			12/15/21 10:44	1
Field Turbidity	**0.84**				NTU			12/15/21 10:44	1

Client Sample Results

Client: KPRG and Associates, Inc.
Project/Site: Joliet #9 (Quarry) CCR 4Q21

Job ID: 500-209450-1

Client Sample ID: DUP

Date Collected: 12/15/21 10:44
Date Received: 12/15/21 14:15

Lab Sample ID: 500-209450-14

Matrix: Water

Method: 6020A - Metals (ICP/MS) - Total Recoverable

Analyte	Result	Qualifier	RL	MDL	Unit	D	Prepared	Analyzed	Dil Fac
Antimony	<0.0030		0.0030		mg/L		12/29/21 10:14	12/30/21 15:27	1
Arsenic	**0.0027**		0.0010		mg/L		12/29/21 10:14	12/29/21 20:00	1
Barium	**0.040**		0.0025		mg/L		12/29/21 10:14	12/30/21 15:27	1
Beryllium	<0.0010		0.0010		mg/L		12/29/21 10:14	12/30/21 15:27	1
Boron	**6.2**		1.0		mg/L		12/29/21 10:14	12/30/21 13:32	20
Cadmium	<0.00050		0.00050		mg/L		12/29/21 10:14	12/30/21 15:27	1
Calcium	**170**		0.20		mg/L		12/29/21 10:14	12/30/21 15:27	1
Chromium	<0.0050		0.0050		mg/L		12/29/21 10:14	12/30/21 15:27	1
Cobalt	<0.0010		0.0010		mg/L		12/29/21 10:14	12/30/21 15:27	1
Lead	<0.00050		0.00050		mg/L		12/29/21 10:14	12/30/21 15:27	1
Lithium	**0.12**		0.0020		mg/L		12/29/21 10:14	12/30/21 15:27	1
Molybdenum	**0.99**		0.0050		mg/L		12/29/21 10:14	12/30/21 15:27	1
Selenium	<0.0025		0.0025		mg/L		12/29/21 10:14	12/30/21 15:27	1
Thallium	<0.0020		0.0020		mg/L		12/29/21 10:14	12/30/21 15:27	1

Method: 7470A - Mercury (CVAA)

Analyte	Result	Qualifier	RL	MDL	Unit	D	Prepared	Analyzed	Dil Fac
Mercury	<0.00020		0.00020		mg/L		12/16/21 10:45	12/17/21 08:51	1

General Chemistry

Analyte	Result	Qualifier	RL	MDL	Unit	D	Prepared	Analyzed	Dil Fac
Total Dissolved Solids	**1200**		10		mg/L			12/22/21 15:39	1
Chloride	**63**		6.0		mg/L			12/28/21 15:55	3
Fluoride	**0.32**		0.10		mg/L			12/20/21 18:57	1
Sulfate	**530**		100		mg/L			12/28/21 16:22	20

Method: Field Sampling - Field Sampling

Analyte	Result	Qualifier	NONE	NONE	Unit	D	Prepared	Analyzed	Dil Fac
Depth to water from land surface	**19.71**				ft			12/15/21 10:44	1
Depth to Water (ft from MP)	**21.74**				ft			12/15/21 10:44	1
Elevation of well (ft from MP)	**536.91**				ft			12/15/21 10:44	1
Field pH	**7.42**				SU			12/15/21 10:44	1
Field Temperature	**53.6**				Degrees F			12/15/21 10:44	1
Ground Water Elevation	**515.17**				ft			12/15/21 10:44	1
Specific Conductance	**975**				umhos/cm			12/15/21 10:44	1
Well bottom elevation	**457.84**				ft			12/15/21 10:44	1
Field Turbidity	**0.84**				NTU			12/15/21 10:44	1

Client Sample Results

Client: KPRG and Associates, Inc.
Project/Site: Joliet #9 (Quarry) CCR 4Q21

Job ID: 500-209450-1

Client Sample ID: G46S

Date Collected: 12/15/21 12:19
Date Received: 12/15/21 14:15

Lab Sample ID: 500-209450-15

Matrix: Water

Method: 6020A - Metals (ICP/MS) - Total Recoverable

Analyte	Result	Qualifier	RL	MDL	Unit	D	Prepared	Analyzed	Dil Fac
Antimony	<0.0030		0.0030		mg/L		12/29/21 10:14	12/30/21 15:31	1
Arsenic	**0.18**		0.0010		mg/L		12/29/21 10:14	12/29/21 20:11	1
Barium	**0.067**		0.0025		mg/L		12/29/21 10:14	12/30/21 15:31	1
Beryllium	<0.0010		0.0010		mg/L		12/29/21 10:14	12/30/21 15:31	1
Boron	**11**		5.0		mg/L		12/29/21 10:14	12/30/21 13:35	100
Cadmium	<0.00050		0.00050		mg/L		12/29/21 10:14	12/30/21 15:31	1
Calcium	**140**		0.20		mg/L		12/29/21 10:14	12/30/21 15:31	1
Chromium	<0.0050		0.0050		mg/L		12/29/21 10:14	12/30/21 15:31	1
Cobalt	<0.0010		0.0010		mg/L		12/29/21 10:14	12/30/21 15:31	1
Lead	<0.00050		0.00050		mg/L		12/29/21 10:14	12/30/21 15:31	1
Lithium	**0.16**		0.0020		mg/L		12/29/21 10:14	12/30/21 15:31	1
Molybdenum	**1.4**		0.0050		mg/L		12/29/21 10:14	12/30/21 15:31	1
Selenium	<0.0025		0.0025		mg/L		12/29/21 10:14	12/30/21 15:31	1
Thallium	<0.0020		0.0020		mg/L		12/29/21 10:14	12/30/21 15:31	1

Method: 7470A - Mercury (CVAA)

Analyte	Result	Qualifier	RL	MDL	Unit	D	Prepared	Analyzed	Dil Fac
Mercury	<0.00020		0.00020		mg/L		12/16/21 10:45	12/17/21 08:53	1

General Chemistry

Analyte	Result	Qualifier	RL	MDL	Unit	D	Prepared	Analyzed	Dil Fac
Total Dissolved Solids	**990**		10		mg/L			12/22/21 15:43	1
Chloride	**66**		6.0		mg/L			12/28/21 15:55	3
Fluoride	**0.27**		0.10		mg/L			12/20/21 19:00	1
Sulfate	**500**		100		mg/L			12/28/21 16:23	20

Method: Field Sampling - Field Sampling

Analyte	Result	Qualifier	NONE	NONE	Unit	D	Prepared	Analyzed	Dil Fac
Depth to water from land surface	**102.58**				ft			12/15/21 12:19	1
Depth to Water (ft from MP)	**105.28**				ft			12/15/21 12:19	1
Elevation of well (ft from MP)	**601.34**				ft			12/15/21 12:19	1
Field pH	**7.53**				SU			12/15/21 12:19	1
Field Temperature	**56.8**				Degrees F			12/15/21 12:19	1
Ground Water Elevation	**496.06**				ft			12/15/21 12:19	1
Specific Conductance	**1254**				umhos/cm			12/15/21 12:19	1
Well bottom elevation	**453.62**				ft			12/15/21 12:19	1
Field Turbidity	**73.1**				NTU			12/15/21 12:19	1

Client Sample Results

Client: KPRG and Associates, Inc.
Project/Site: Joliet #9 (Quarry) CCR 4Q21

Job ID: 500-209450-1

Client Sample ID: T04S

Date Collected: 12/15/21 13:20
Date Received: 12/15/21 14:15

Lab Sample ID: 500-209450-16

Matrix: Water

Method: Field Sampling - Field Sampling

Analyte	Result	Qualifier	NONE	NONE	Unit	D	Prepared	Analyzed	Dil Fac
Depth to water from land surface	0				ft			12/15/21 13:20	1
Depth to Water (ft from MP)	0				ft			12/15/21 13:20	1
Elevation of well (ft from MP)	631.35				ft			12/15/21 13:20	1
Field pH	0				SU			12/15/21 13:20	1
Field Temperature	0				Degrees F			12/15/21 13:20	1
Ground Water Elevation	0				ft			12/15/21 13:20	1
Specific Conductance	0				umhos/cm			12/15/21 13:20	1
Well bottom elevation	458.07				ft			12/15/21 13:20	1
Field Turbidity	0				NTU			12/15/21 13:20	1

Client Sample Results

Client: KPRG and Associates, Inc.
Project/Site: Joliet #9 (Quarry) CCR 4Q21

Job ID: 500-209450-1

Client Sample ID: G44S

Date Collected: 12/16/21 09:07
Date Received: 12/16/21 14:26

Lab Sample ID: 500-209450-17

Matrix: GW

Method: 6020A - Metals (ICP/MS) - Total Recoverable

Analyte	Result	Qualifier	RL	MDL	Unit	D	Prepared	Analyzed	Dil Fac
Antimony	<0.0030		0.0030		mg/L		12/29/21 10:14	12/30/21 15:34	1
Arsenic	<0.0010		0.0010		mg/L		12/29/21 10:14	12/29/21 20:14	1
Barium	**0.066**		0.0025		mg/L		12/29/21 10:14	12/30/21 15:34	1
Beryllium	<0.0010		0.0010		mg/L		12/29/21 10:14	12/30/21 15:34	1
Boron	**1.9**		0.25		mg/L		12/29/21 10:14	12/30/21 13:39	5
Cadmium	<0.00050		0.00050		mg/L		12/29/21 10:14	12/30/21 15:34	1
Calcium	**140**		0.20		mg/L		12/29/21 10:14	12/30/21 15:34	1
Chromium	<0.0050		0.0050		mg/L		12/29/21 10:14	12/30/21 15:34	1
Cobalt	<0.0010		0.0010		mg/L		12/29/21 10:14	12/30/21 15:34	1
Lead	<0.00050		0.00050		mg/L		12/29/21 10:14	12/30/21 15:34	1
Lithium	**0.027**		0.0020		mg/L		12/29/21 10:14	12/30/21 15:34	1
Molybdenum	**0.29**		0.0050		mg/L		12/29/21 10:14	12/30/21 15:34	1
Selenium	<0.0025		0.0025		mg/L		12/29/21 10:14	12/30/21 15:34	1
Thallium	<0.0020		0.0020		mg/L		12/29/21 10:14	12/30/21 15:34	1

Method: 7470A - Mercury (CVAA)

Analyte	Result	Qualifier	RL	MDL	Unit	D	Prepared	Analyzed	Dil Fac
Mercury	<0.00020		0.00020		mg/L		12/17/21 10:05	12/20/21 08:39	1

General Chemistry

Analyte	Result	Qualifier	RL	MDL	Unit	D	Prepared	Analyzed	Dil Fac
Total Dissolved Solids	**690**		10		mg/L			12/22/21 16:50	1
Chloride	**62**		6.0		mg/L			12/28/21 15:56	3
Fluoride	**0.20**		0.10		mg/L			12/20/21 19:14	1
Sulfate	**170**		50		mg/L			12/28/21 16:23	10

Method: Field Sampling - Field Sampling

Analyte	Result	Qualifier	NONE	NONE	Unit	D	Prepared	Analyzed	Dil Fac
Depth to water from land surface	**80.53**				ft			12/16/21 09:07	1
Depth to Water (ft from MP)	**82.71**				ft			12/16/21 09:07	1
Elevation of well (ft from MP)	**586.49**				ft			12/16/21 09:07	1
Field pH	**7.21**				SU			12/16/21 09:07	1
Field Temperature	**52.2**				Degrees F			12/16/21 09:07	1
Ground Water Elevation	**503.78**				ft			12/16/21 09:07	1
Specific Conductance	**987**				umhos/cm			12/16/21 09:07	1
Well bottom elevation	**455.11**				ft			12/16/21 09:07	1
Field Turbidity	**1.29**				NTU			12/16/21 09:07	1

Client Sample Results

Client: KPRG and Associates, Inc.
Project/Site: Joliet #9 (Quarry) CCR 4Q21

Job ID: 500-209450-1

Client Sample ID: G45S

Date Collected: 12/16/21 10:01
Date Received: 12/16/21 14:26

Lab Sample ID: 500-209450-18

Matrix: GW

Method: 6020A - Metals (ICP/MS) - Total Recoverable

Analyte	Result	Qualifier	RL	MDL	Unit	D	Prepared	Analyzed	Dil Fac
Antimony	<0.0030		0.0030		mg/L		12/29/21 10:14	12/30/21 13:42	1
Arsenic	**0.0092**		0.0010		mg/L		12/29/21 10:14	12/29/21 20:17	1
Barium	**0.037**		0.0025		mg/L		12/29/21 10:14	12/30/21 13:42	1
Beryllium	<0.0010		0.0010		mg/L		12/29/21 10:14	12/30/21 13:42	1
Boron	**0.34**		0.050		mg/L		12/29/21 10:14	12/30/21 13:42	1
Cadmium	<0.00050		0.00050		mg/L		12/29/21 10:14	12/30/21 13:42	1
Calcium	**84**		0.20		mg/L		12/29/21 10:14	12/30/21 13:42	1
Chromium	<0.0050		0.0050		mg/L		12/29/21 10:14	12/30/21 13:42	1
Cobalt	<0.0010		0.0010		mg/L		12/29/21 10:14	12/30/21 13:42	1
Lead	<0.00050		0.00050		mg/L		12/29/21 10:14	12/30/21 13:42	1
Lithium	**0.028**		0.0020		mg/L		12/29/21 10:14	12/30/21 13:42	1
Molybdenum	**0.0073**		0.0050		mg/L		12/29/21 10:14	12/30/21 13:42	1
Selenium	<0.0025		0.0025		mg/L		12/29/21 10:14	12/30/21 13:42	1
Thallium	<0.0020		0.0020		mg/L		12/29/21 10:14	12/30/21 13:42	1

Method: 7470A - Mercury (CVAA)

Analyte	Result	Qualifier	RL	MDL	Unit	D	Prepared	Analyzed	Dil Fac
Mercury	<0.00020		0.00020		mg/L		12/17/21 10:05	12/20/21 08:41	1

General Chemistry

Analyte	Result	Qualifier	RL	MDL	Unit	D	Prepared	Analyzed	Dil Fac
Total Dissolved Solids	**510**		10		mg/L			12/22/21 16:57	1
Chloride	**87**		6.0		mg/L			12/28/21 15:56	3
Fluoride	**0.36**		0.10		mg/L			12/20/21 19:17	1
Sulfate	**130**		25		mg/L			12/28/21 16:23	5

Method: Field Sampling - Field Sampling

Analyte	Result	Qualifier	NONE	NONE	Unit	D	Prepared	Analyzed	Dil Fac
Depth to water from land surface	**63.18**				ft			12/16/21 10:01	1
Depth to Water (ft from MP)	**66.15**				ft			12/16/21 10:01	1
Elevation of well (ft from MP)	**603.94**				ft			12/16/21 10:01	1
Field pH	**7.35**				SU			12/16/21 10:01	1
Field Temperature	**53.6**				Degrees F			12/16/21 10:01	1
Ground Water Elevation	**537.79**				ft			12/16/21 10:01	1
Specific Conductance	**808**				umhos/cm			12/16/21 10:01	1
Well bottom elevation	**471.05**				ft			12/16/21 10:01	1
Field Turbidity	**0.89**				NTU			12/16/21 10:01	1

Client Sample Results

Client: KPRG and Associates, Inc.
Project/Site: Joliet #9 (Quarry) CCR 4Q21

Job ID: 500-209450-1

Client Sample ID: G48S

Date Collected: 12/16/21 11:13
Date Received: 12/16/21 14:26

Lab Sample ID: 500-209450-19

Matrix: GW

Method: 6020A - Metals (ICP/MS) - Total Recoverable

Analyte	Result	Qualifier	RL	MDL	Unit	D	Prepared	Analyzed	Dil Fac
Antimony	<0.0030		0.0030		mg/L		12/29/21 10:14	12/30/21 15:38	1
Arsenic	**0.0076**		0.0010		mg/L		12/29/21 10:14	12/29/21 20:21	1
Barium	**0.023**		0.0025		mg/L		12/29/21 10:14	12/30/21 15:38	1
Beryllium	<0.0010		0.0010		mg/L		12/29/21 10:14	12/30/21 15:38	1
Boron	**6.0**		1.0		mg/L		12/29/21 10:14	12/30/21 13:46	20
Cadmium	<0.00050		0.00050		mg/L		12/29/21 10:14	12/30/21 15:38	1
Calcium	**46**		0.20		mg/L		12/29/21 10:14	12/30/21 15:38	1
Chromium	<0.0050		0.0050		mg/L		12/29/21 10:14	12/30/21 15:38	1
Cobalt	<0.0010		0.0010		mg/L		12/29/21 10:14	12/30/21 15:38	1
Lead	<0.00050		0.00050		mg/L		12/29/21 10:14	12/30/21 15:38	1
Lithium	**0.024**		0.0020		mg/L		12/29/21 10:14	12/30/21 15:38	1
Molybdenum	**0.52**		0.0050		mg/L		12/29/21 10:14	12/30/21 15:38	1
Selenium	<0.0025		0.0025		mg/L		12/29/21 10:14	12/30/21 15:38	1
Thallium	<0.0020		0.0020		mg/L		12/29/21 10:14	12/30/21 15:38	1

Method: 7470A - Mercury (CVAA)

Analyte	Result	Qualifier	RL	MDL	Unit	D	Prepared	Analyzed	Dil Fac
Mercury	<0.00020		0.00020		mg/L		12/17/21 10:05	12/20/21 08:44	1

General Chemistry

Analyte	Result	Qualifier	RL	MDL	Unit	D	Prepared	Analyzed	Dil Fac
Total Dissolved Solids	**880**		10		mg/L			12/22/21 17:00	1
Chloride	**99**		6.0		mg/L			12/28/21 15:56	3
Fluoride	**0.91**		0.10		mg/L			12/28/21 10:38	1
Sulfate	**430**		100		mg/L			12/28/21 16:24	20

Method: Field Sampling - Field Sampling

Analyte	Result	Qualifier	NONE	NONE	Unit	D	Prepared	Analyzed	Dil Fac
Depth to water from land surface	**102.64**				ft			12/16/21 11:13	1
Depth to Water (ft from MP)	**105.09**				ft			12/16/21 11:13	1
Elevation of well (ft from MP)	**620.74**				ft			12/16/21 11:13	1
Field pH	**7.02**				SU			12/16/21 11:13	1
Field Temperature	**47.8**				Degrees F			12/16/21 11:13	1
Ground Water Elevation	**515.65**				ft			12/16/21 11:13	1
Specific Conductance	**1318**				umhos/cm			12/16/21 11:13	1
Well bottom elevation	**468.32**				ft			12/16/21 11:13	1
Field Turbidity	**0.62**				NTU			12/16/21 11:13	1

Client Sample Results

Client: KPRG and Associates, Inc.
Project/Site: Joliet #9 (Quarry) CCR 4Q21

Job ID: 500-209450-1

Client Sample ID: G47S

Date Collected: 12/16/21 13:10
Date Received: 12/16/21 14:26

Lab Sample ID: 500-209450-20

Matrix: GW

Method: 6020A - Metals (ICP/MS) - Total Recoverable

Analyte	Result	Qualifier	RL	MDL	Unit	D	Prepared	Analyzed	Dil Fac
Antimony	<0.0030		0.0030		mg/L		12/29/21 10:14	12/30/21 15:41	1
Arsenic	**0.039**		0.0010		mg/L		12/29/21 10:14	12/29/21 20:24	1
Barium	**0.014**		0.0025		mg/L		12/29/21 10:14	12/30/21 15:41	1
Beryllium	<0.0010		0.0010		mg/L		12/29/21 10:14	12/30/21 15:41	1
Boron	**6.7**		1.0		mg/L		12/29/21 10:14	12/30/21 13:49	20
Cadmium	<0.00050		0.00050		mg/L		12/29/21 10:14	12/30/21 15:41	1
Calcium	**11**		0.20		mg/L		12/29/21 10:14	12/30/21 15:41	1
Chromium	<0.0050		0.0050		mg/L		12/29/21 10:14	12/30/21 15:41	1
Cobalt	<0.0010		0.0010		mg/L		12/29/21 10:14	12/30/21 15:41	1
Lead	<0.00050		0.00050		mg/L		12/29/21 10:14	12/30/21 15:41	1
Lithium	**0.046**		0.0020		mg/L		12/29/21 10:14	12/30/21 15:41	1
Molybdenum	**0.54**		0.0050		mg/L		12/29/21 10:14	12/30/21 15:41	1
Selenium	**0.0031**		0.0025		mg/L		12/29/21 10:14	12/30/21 15:41	1
Thallium	<0.0020		0.0020		mg/L		12/29/21 10:14	12/30/21 15:41	1

Method: 7470A - Mercury (CVAA)

Analyte	Result	Qualifier	RL	MDL	Unit	D	Prepared	Analyzed	Dil Fac
Mercury	<0.00020		0.00020		mg/L		12/17/21 10:05	12/20/21 08:46	1

General Chemistry

Analyte	Result	Qualifier	RL	MDL	Unit	D	Prepared	Analyzed	Dil Fac
Total Dissolved Solids	**900**		10		mg/L			12/22/21 17:02	1
Chloride	**98**		6.0		mg/L			12/28/21 15:57	3
Fluoride	**0.65**		0.10		mg/L			12/28/21 10:41	1
Sulfate	**440**		50		mg/L			12/28/21 16:40	10

Method: Field Sampling - Field Sampling

Analyte	Result	Qualifier	NONE	NONE	Unit	D	Prepared	Analyzed	Dil Fac
Depth to water from land surface	**93.48**				ft			12/16/21 13:10	1
Depth to Water (ft from MP)	**95.98**				ft			12/16/21 13:10	1
Elevation of well (ft from MP)	**612.04**				ft			12/16/21 13:10	1
Field pH	**8.63**				SU			12/16/21 13:10	1
Field Temperature	**52.0**				Degrees F			12/16/21 13:10	1
Ground Water Elevation	**516.06**				ft			12/16/21 13:10	1
Specific Conductance	**1334**				umhos/cm			12/16/21 13:10	1
Well bottom elevation	**459.84**				ft			12/16/21 13:10	1
Field Turbidity	**0.59**				NTU			12/16/21 13:10	1

Definitions/Glossary

Client: KPRG and Associates, Inc.
Project/Site: Joliet #9 (Quarry) CCR 4Q21

Job ID: 500-209450-1

Qualifiers

Metals

Qualifier	Qualifier Description
4	MS, MSD: The analyte present in the original sample is greater than 4 times the matrix spike concentration; therefore, control limits are not applicable.

General Chemistry

Qualifier	Qualifier Description
4	MS, MSD: The analyte present in the original sample is greater than 4 times the matrix spike concentration; therefore, control limits are not applicable.
F1	MS and/or MSD recovery exceeds control limits.
F3	Duplicate RPD exceeds the control limit

Glossary

Abbreviation	These commonly used abbreviations may or may not be present in this report.
¤	Listed under the "D" column to designate that the result is reported on a dry weight basis
%R	Percent Recovery
CFL	Contains Free Liquid
CFU	Colony Forming Unit
CNF	Contains No Free Liquid
DER	Duplicate Error Ratio (normalized absolute difference)
Dil Fac	Dilution Factor
DL	Detection Limit (DoD/DOE)
DL, RA, RE, IN	Indicates a Dilution, Re-analysis, Re-extraction, or additional Initial metals/anion analysis of the sample
DLC	Decision Level Concentration (Radiochemistry)
EDL	Estimated Detection Limit (Dioxin)
LOD	Limit of Detection (DoD/DOE)
LOQ	Limit of Quantitation (DoD/DOE)
MCL	EPA recommended "Maximum Contaminant Level"
MDA	Minimum Detectable Activity (Radiochemistry)
MDC	Minimum Detectable Concentration (Radiochemistry)
MDL	Method Detection Limit
ML	Minimum Level (Dioxin)
MPN	Most Probable Number
MQL	Method Quantitation Limit
NC	Not Calculated
ND	Not Detected at the reporting limit (or MDL or EDL if shown)
NEG	Negative / Absent
POS	Positive / Present
PQL	Practical Quantitation Limit
PRES	Presumptive
QC	Quality Control
RER	Relative Error Ratio (Radiochemistry)
RL	Reporting Limit or Requested Limit (Radiochemistry)
RPD	Relative Percent Difference, a measure of the relative difference between two points
TEF	Toxicity Equivalent Factor (Dioxin)
TEQ	Toxicity Equivalent Quotient (Dioxin)
TNTC	Too Numerous To Count

QC Association Summary

Client: KPRG and Associates, Inc.
Project/Site: Joliet #9 (Quarry) CCR 4Q21

Job ID: 500-209450-1

Metals

Prep Batch: 633682

Lab Sample ID	Client Sample ID	Prep Type	Matrix	Method	Prep Batch
500-209450-1	T09S	Total/NA	Water	7470A	
500-209450-2	T06S	Total/NA	Water	7470A	
500-209450-3	T02S	Total/NA	Water	7470A	
500-209450-4	T08S	Total/NA	Water	7470A	
500-209450-5	T03S	Total/NA	Water	7470A	
500-209450-6	T05S	Total/NA	Water	7470A	
500-209450-7	G20S	Total/NA	Water	7470A	
500-209450-8	T01S	Total/NA	Water	7470A	
500-209450-9	G33S	Total/NA	Water	7470A	
500-209450-10	G31S	Total/NA	Water	7470A	
MB 500-633682/12-A	Method Blank	Total/NA	Water	7470A	
LCS 500-633682/13-A	Lab Control Sample	Total/NA	Water	7470A	
500-209450-8 MS	T01S	Total/NA	Water	7470A	
500-209450-8 MSD	T01S	Total/NA	Water	7470A	
500-209450-8 DU	T01S	Total/NA	Water	7470A	

Prep Batch: 633818

Lab Sample ID	Client Sample ID	Prep Type	Matrix	Method	Prep Batch
500-209450-11	R08S	Total/NA	Water	7470A	
MB 500-633818/12-A	Method Blank	Total/NA	Water	7470A	
LCS 500-633818/13-A	Lab Control Sample	Total/NA	Water	7470A	

Analysis Batch: 633847

Lab Sample ID	Client Sample ID	Prep Type	Matrix	Method	Prep Batch
500-209450-1	T09S	Total/NA	Water	7470A	633682
500-209450-2	T06S	Total/NA	Water	7470A	633682
500-209450-3	T02S	Total/NA	Water	7470A	633682
500-209450-4	T08S	Total/NA	Water	7470A	633682
500-209450-5	T03S	Total/NA	Water	7470A	633682
500-209450-6	T05S	Total/NA	Water	7470A	633682
500-209450-7	G20S	Total/NA	Water	7470A	633682
500-209450-8	T01S	Total/NA	Water	7470A	633682
500-209450-9	G33S	Total/NA	Water	7470A	633682
500-209450-10	G31S	Total/NA	Water	7470A	633682
MB 500-633682/12-A	Method Blank	Total/NA	Water	7470A	633682
LCS 500-633682/13-A	Lab Control Sample	Total/NA	Water	7470A	633682
500-209450-8 MS	T01S	Total/NA	Water	7470A	633682
500-209450-8 MSD	T01S	Total/NA	Water	7470A	633682
500-209450-8 DU	T01S	Total/NA	Water	7470A	633682

Prep Batch: 634059

Lab Sample ID	Client Sample ID	Prep Type	Matrix	Method	Prep Batch
500-209450-12	G30S	Total/NA	Water	7470A	
500-209450-13	R32S	Total/NA	Water	7470A	
500-209450-14	DUP	Total/NA	Water	7470A	
500-209450-15	G46S	Total/NA	Water	7470A	
MB 500-634059/12-A	Method Blank	Total/NA	Water	7470A	
LCS 500-634059/13-A	Lab Control Sample	Total/NA	Water	7470A	

QC Association Summary

Client: KPRG and Associates, Inc.
Project/Site: Joliet #9 (Quarry) CCR 4Q21

Job ID: 500-209450-1

Metals

Analysis Batch: 634083

Lab Sample ID	Client Sample ID	Prep Type	Matrix	Method	Prep Batch
500-209450-11	R08S	Total/NA	Water	7470A	633818
MB 500-633818/12-A	Method Blank	Total/NA	Water	7470A	633818
LCS 500-633818/13-A	Lab Control Sample	Total/NA	Water	7470A	633818

Prep Batch: 634255

Lab Sample ID	Client Sample ID	Prep Type	Matrix	Method	Prep Batch
500-209450-17	G44S	Total/NA	GW	7470A	
500-209450-18	G45S	Total/NA	GW	7470A	
500-209450-19	G48S	Total/NA	GW	7470A	
500-209450-20	G47S	Total/NA	GW	7470A	
MB 500-634255/12-A	Method Blank	Total/NA	Water	7470A	
LCS 500-634255/13-A	Lab Control Sample	Total/NA	Water	7470A	

Analysis Batch: 634283

Lab Sample ID	Client Sample ID	Prep Type	Matrix	Method	Prep Batch
500-209450-12	G30S	Total/NA	Water	7470A	634059
500-209450-13	R32S	Total/NA	Water	7470A	634059
500-209450-14	DUP	Total/NA	Water	7470A	634059
500-209450-15	G46S	Total/NA	Water	7470A	634059
MB 500-634059/12-A	Method Blank	Total/NA	Water	7470A	634059
LCS 500-634059/13-A	Lab Control Sample	Total/NA	Water	7470A	634059

Analysis Batch: 634589

Lab Sample ID	Client Sample ID	Prep Type	Matrix	Method	Prep Batch
500-209450-17	G44S	Total/NA	GW	7470A	634255
500-209450-18	G45S	Total/NA	GW	7470A	634255
500-209450-19	G48S	Total/NA	GW	7470A	634255
500-209450-20	G47S	Total/NA	GW	7470A	634255
MB 500-634255/12-A	Method Blank	Total/NA	Water	7470A	634255
LCS 500-634255/13-A	Lab Control Sample	Total/NA	Water	7470A	634255

Prep Batch: 635936

Lab Sample ID	Client Sample ID	Prep Type	Matrix	Method	Prep Batch
500-209450-1	T09S	Total Recoverable	Water	3005A	
500-209450-2	T06S	Total Recoverable	Water	3005A	
500-209450-3	T02S	Total Recoverable	Water	3005A	
500-209450-4	T08S	Total Recoverable	Water	3005A	
500-209450-5	T03S	Total Recoverable	Water	3005A	
500-209450-6	T05S	Total Recoverable	Water	3005A	
500-209450-7	G20S	Total Recoverable	Water	3005A	
500-209450-8	T01S	Total Recoverable	Water	3005A	
500-209450-9	G33S	Total Recoverable	Water	3005A	
500-209450-10	G31S	Total Recoverable	Water	3005A	
500-209450-11	R08S	Total Recoverable	Water	3005A	
500-209450-12	G30S	Total Recoverable	Water	3005A	
500-209450-13	R32S	Total Recoverable	Water	3005A	
500-209450-14	DUP	Total Recoverable	Water	3005A	
500-209450-15	G46S	Total Recoverable	Water	3005A	
500-209450-17	G44S	Total Recoverable	GW	3005A	
500-209450-18	G45S	Total Recoverable	GW	3005A	
500-209450-19	G48S	Total Recoverable	GW	3005A	

Metals (Continued)

Prep Batch: 635936 (Continued)

Lab Sample ID	Client Sample ID	Prep Type	Matrix	Method	Prep Batch
500-209450-20	G47S	Total Recoverable	GW	3005A	
MB 500-635936/1-A	Method Blank	Total Recoverable	Water	3005A	
LCS 500-635936/2-A	Lab Control Sample	Total Recoverable	Water	3005A	
500-209450-1 MS	T09S	Total Recoverable	Water	3005A	
500-209450-1 MSD	T09S	Total Recoverable	Water	3005A	
500-209450-1 DU	T09S	Total Recoverable	Water	3005A	

Analysis Batch: 636088

Lab Sample ID	Client Sample ID	Prep Type	Matrix	Method	Prep Batch
500-209450-1	T09S	Total Recoverable	Water	6020A	635936
500-209450-2	T06S	Total Recoverable	Water	6020A	635936
500-209450-3	T02S	Total Recoverable	Water	6020A	635936
500-209450-4	T08S	Total Recoverable	Water	6020A	635936
500-209450-5	T03S	Total Recoverable	Water	6020A	635936
500-209450-6	T05S	Total Recoverable	Water	6020A	635936
500-209450-7	G20S	Total Recoverable	Water	6020A	635936
500-209450-8	T01S	Total Recoverable	Water	6020A	635936
500-209450-9	G33S	Total Recoverable	Water	6020A	635936
500-209450-10	G31S	Total Recoverable	Water	6020A	635936
500-209450-11	R08S	Total Recoverable	Water	6020A	635936
500-209450-12	G30S	Total Recoverable	Water	6020A	635936
500-209450-13	R32S	Total Recoverable	Water	6020A	635936
500-209450-14	DUP	Total Recoverable	Water	6020A	635936
500-209450-15	G46S	Total Recoverable	Water	6020A	635936
500-209450-17	G44S	Total Recoverable	GW	6020A	635936
500-209450-18	G45S	Total Recoverable	GW	6020A	635936
500-209450-19	G48S	Total Recoverable	GW	6020A	635936
500-209450-20	G47S	Total Recoverable	GW	6020A	635936
MB 500-635936/1-A	Method Blank	Total Recoverable	Water	6020A	635936
LCS 500-635936/2-A	Lab Control Sample	Total Recoverable	Water	6020A	635936
500-209450-1 MS	T09S	Total Recoverable	Water	6020A	635936
500-209450-1 MSD	T09S	Total Recoverable	Water	6020A	635936
500-209450-1 DU	T09S	Total Recoverable	Water	6020A	635936

Analysis Batch: 636170

Lab Sample ID	Client Sample ID	Prep Type	Matrix	Method	Prep Batch
500-209450-1	T09S	Total Recoverable	Water	6020A	635936
500-209450-1	T09S	Total Recoverable	Water	6020A	635936
500-209450-2	T06S	Total Recoverable	Water	6020A	635936
500-209450-2	T06S	Total Recoverable	Water	6020A	635936
500-209450-3	T02S	Total Recoverable	Water	6020A	635936
500-209450-3	T02S	Total Recoverable	Water	6020A	635936
500-209450-4	T08S	Total Recoverable	Water	6020A	635936
500-209450-4	T08S	Total Recoverable	Water	6020A	635936
500-209450-5	T03S	Total Recoverable	Water	6020A	635936
500-209450-5	T03S	Total Recoverable	Water	6020A	635936
500-209450-6	T05S	Total Recoverable	Water	6020A	635936
500-209450-6	T05S	Total Recoverable	Water	6020A	635936
500-209450-7	G20S	Total Recoverable	Water	6020A	635936
500-209450-7	G20S	Total Recoverable	Water	6020A	635936
500-209450-8	T01S	Total Recoverable	Water	6020A	635936

Metals (Continued)

Analysis Batch: 636170 (Continued)

Lab Sample ID	Client Sample ID	Prep Type	Matrix	Method	Prep Batch
500-209450-8	T01S	Total Recoverable	Water	6020A	635936
500-209450-9	G33S	Total Recoverable	Water	6020A	635936
500-209450-9	G33S	Total Recoverable	Water	6020A	635936
500-209450-10	G31S	Total Recoverable	Water	6020A	635936
500-209450-10	G31S	Total Recoverable	Water	6020A	635936
500-209450-11	R08S	Total Recoverable	Water	6020A	635936
500-209450-11	R08S	Total Recoverable	Water	6020A	635936
500-209450-12	G30S	Total Recoverable	Water	6020A	635936
500-209450-12	G30S	Total Recoverable	Water	6020A	635936
500-209450-13	R32S	Total Recoverable	Water	6020A	635936
500-209450-13	R32S	Total Recoverable	Water	6020A	635936
500-209450-14	DUP	Total Recoverable	Water	6020A	635936
500-209450-14	DUP	Total Recoverable	Water	6020A	635936
500-209450-15	G46S	Total Recoverable	Water	6020A	635936
500-209450-15	G46S	Total Recoverable	Water	6020A	635936
500-209450-17	G44S	Total Recoverable	GW	6020A	635936
500-209450-17	G44S	Total Recoverable	GW	6020A	635936
500-209450-18	G45S	Total Recoverable	GW	6020A	635936
500-209450-19	G48S	Total Recoverable	GW	6020A	635936
500-209450-19	G48S	Total Recoverable	GW	6020A	635936
500-209450-20	G47S	Total Recoverable	GW	6020A	635936
500-209450-20	G47S	Total Recoverable	GW	6020A	635936
MB 500-635936/1-A	Method Blank	Total Recoverable	Water	6020A	635936
LCS 500-635936/2-A	Lab Control Sample	Total Recoverable	Water	6020A	635936
500-209450-1 MS	T09S	Total Recoverable	Water	6020A	635936
500-209450-1 MS	T09S	Total Recoverable	Water	6020A	635936
500-209450-1 MSD	T09S	Total Recoverable	Water	6020A	635936
500-209450-1 MSD	T09S	Total Recoverable	Water	6020A	635936
500-209450-1 DU	T09S	Total Recoverable	Water	6020A	635936
500-209450-1 DU	T09S	Total Recoverable	Water	6020A	635936

General Chemistry

Analysis Batch: 632819

Lab Sample ID	Client Sample ID	Prep Type	Matrix	Method	Prep Batch
500-209450-1	T09S	Total/NA	Water	SM 2540C	
500-209450-2	T06S	Total/NA	Water	SM 2540C	
MB 500-632819/1	Method Blank	Total/NA	Water	SM 2540C	
LCS 500-632819/2	Lab Control Sample	Total/NA	Water	SM 2540C	

Analysis Batch: 633483

Lab Sample ID	Client Sample ID	Prep Type	Matrix	Method	Prep Batch
500-209450-1	T09S	Total/NA	Water	SM 4500 Cl- E	
500-209450-2	T06S	Total/NA	Water	SM 4500 Cl- E	
500-209450-3	T02S	Total/NA	Water	SM 4500 Cl- E	
500-209450-4	T08S	Total/NA	Water	SM 4500 Cl- E	
500-209450-5	T03S	Total/NA	Water	SM 4500 Cl- E	
500-209450-6	T05S	Total/NA	Water	SM 4500 Cl- E	
500-209450-7	G20S	Total/NA	Water	SM 4500 Cl- E	
MB 500-633483/63	Method Blank	Total/NA	Water	SM 4500 Cl- E	
LCS 500-633483/64	Lab Control Sample	Total/NA	Water	SM 4500 Cl- E	

General Chemistry (Continued)

Analysis Batch: 633483 (Continued)

Lab Sample ID	Client Sample ID	Prep Type	Matrix	Method	Prep Batch
500-209450-5 MS	T03S	Total/NA	Water	SM 4500 Cl- E	
500-209450-5 MSD	T03S	Total/NA	Water	SM 4500 Cl- E	

Analysis Batch: 633484

Lab Sample ID	Client Sample ID	Prep Type	Matrix	Method	Prep Batch
500-209450-1	T09S	Total/NA	Water	SM 4500 SO4 E	
500-209450-2	T06S	Total/NA	Water	SM 4500 SO4 E	
500-209450-3	T02S	Total/NA	Water	SM 4500 SO4 E	
500-209450-4	T08S	Total/NA	Water	SM 4500 SO4 E	
500-209450-5	T03S	Total/NA	Water	SM 4500 SO4 E	
500-209450-6	T05S	Total/NA	Water	SM 4500 SO4 E	
500-209450-7	G20S	Total/NA	Water	SM 4500 SO4 E	
MB 500-633484/41	Method Blank	Total/NA	Water	SM 4500 SO4 E	
LCS 500-633484/42	Lab Control Sample	Total/NA	Water	SM 4500 SO4 E	
500-209450-5 MS	T03S	Total/NA	Water	SM 4500 SO4 E	
500-209450-5 MSD	T03S	Total/NA	Water	SM 4500 SO4 E	

Analysis Batch: 633495

Lab Sample ID	Client Sample ID	Prep Type	Matrix	Method	Prep Batch
500-209450-3	T02S	Total/NA	Water	SM 2540C	
500-209450-4	T08S	Total/NA	Water	SM 2540C	
500-209450-5	T03S	Total/NA	Water	SM 2540C	
500-209450-6	T05S	Total/NA	Water	SM 2540C	
500-209450-7	G20S	Total/NA	Water	SM 2540C	
500-209450-8	T01S	Total/NA	Water	SM 2540C	
500-209450-9	G33S	Total/NA	Water	SM 2540C	
500-209450-10	G31S	Total/NA	Water	SM 2540C	
MB 500-633495/1	Method Blank	Total/NA	Water	SM 2540C	
LCS 500-633495/2	Lab Control Sample	Total/NA	Water	SM 2540C	
500-209450-3 MS	T02S	Total/NA	Water	SM 2540C	
500-209450-3 DU	T02S	Total/NA	Water	SM 2540C	
500-209450-4 DU	T08S	Total/NA	Water	SM 2540C	

Analysis Batch: 634708

Lab Sample ID	Client Sample ID	Prep Type	Matrix	Method	Prep Batch
500-209450-1	T09S	Total/NA	Water	SM 4500 F C	
500-209450-2	T06S	Total/NA	Water	SM 4500 F C	
500-209450-3	T02S	Total/NA	Water	SM 4500 F C	
500-209450-4	T08S	Total/NA	Water	SM 4500 F C	
500-209450-5	T03S	Total/NA	Water	SM 4500 F C	
500-209450-6	T05S	Total/NA	Water	SM 4500 F C	
500-209450-7	G20S	Total/NA	Water	SM 4500 F C	
500-209450-8	T01S	Total/NA	Water	SM 4500 F C	
500-209450-9	G33S	Total/NA	Water	SM 4500 F C	
500-209450-10	G31S	Total/NA	Water	SM 4500 F C	
500-209450-11	R08S	Total/NA	Water	SM 4500 F C	
500-209450-12	G30S	Total/NA	Water	SM 4500 F C	
500-209450-13	R32S	Total/NA	Water	SM 4500 F C	
500-209450-14	DUP	Total/NA	Water	SM 4500 F C	
500-209450-15	G46S	Total/NA	Water	SM 4500 F C	
500-209450-17	G44S	Total/NA	GW	SM 4500 F C	

General Chemistry (Continued)

Analysis Batch: 634708 (Continued)

Lab Sample ID	Client Sample ID	Prep Type	Matrix	Method	Prep Batch
500-209450-18	G45S	Total/NA	GW	SM 4500 F C	
MB 500-634708/3	Method Blank	Total/NA	Water	SM 4500 F C	
MB 500-634708/31	Method Blank	Total/NA	Water	SM 4500 F C	
LCS 500-634708/32	Lab Control Sample	Total/NA	Water	SM 4500 F C	
LCS 500-634708/4	Lab Control Sample	Total/NA	Water	SM 4500 F C	
500-209450-4 MS	T08S	Total/NA	Water	SM 4500 F C	
500-209450-4 MSD	T08S	Total/NA	Water	SM 4500 F C	

Analysis Batch: 634880

Lab Sample ID	Client Sample ID	Prep Type	Matrix	Method	Prep Batch
500-209450-11	R08S	Total/NA	Water	SM 2540C	
MB 500-634880/1	Method Blank	Total/NA	Water	SM 2540C	
LCS 500-634880/2	Lab Control Sample	Total/NA	Water	SM 2540C	

Analysis Batch: 635089

Lab Sample ID	Client Sample ID	Prep Type	Matrix	Method	Prep Batch
500-209450-12	G30S	Total/NA	Water	SM 2540C	
500-209450-13	R32S	Total/NA	Water	SM 2540C	
500-209450-14	DUP	Total/NA	Water	SM 2540C	
500-209450-15	G46S	Total/NA	Water	SM 2540C	
MB 500-635089/1	Method Blank	Total/NA	Water	SM 2540C	
LCS 500-635089/2	Lab Control Sample	Total/NA	Water	SM 2540C	
500-209450-12 MS	G30S	Total/NA	Water	SM 2540C	
500-209450-12 DU	G30S	Total/NA	Water	SM 2540C	
500-209450-14 DU	DUP	Total/NA	Water	SM 2540C	

Analysis Batch: 635119

Lab Sample ID	Client Sample ID	Prep Type	Matrix	Method	Prep Batch
500-209450-17	G44S	Total/NA	GW	SM 2540C	
500-209450-18	G45S	Total/NA	GW	SM 2540C	
500-209450-19	G48S	Total/NA	GW	SM 2540C	
500-209450-20	G47S	Total/NA	GW	SM 2540C	
MB 500-635119/1	Method Blank	Total/NA	Water	SM 2540C	
LCS 500-635119/2	Lab Control Sample	Total/NA	Water	SM 2540C	
500-209450-17 MS	G44S	Total/NA	GW	SM 2540C	
500-209450-17 DU	G44S	Total/NA	GW	SM 2540C	
500-209450-20 DU	G47S	Total/NA	GW	SM 2540C	

Analysis Batch: 635765

Lab Sample ID	Client Sample ID	Prep Type	Matrix	Method	Prep Batch
500-209450-19	G48S	Total/NA	GW	SM 4500 F C	
500-209450-20	G47S	Total/NA	GW	SM 4500 F C	
MB 500-635765/3	Method Blank	Total/NA	Water	SM 4500 F C	
LCS 500-635765/4	Lab Control Sample	Total/NA	Water	SM 4500 F C	
500-209450-19 MS	G48S	Total/NA	GW	SM 4500 F C	
500-209450-19 MSD	G48S	Total/NA	GW	SM 4500 F C	

Analysis Batch: 635832

Lab Sample ID	Client Sample ID	Prep Type	Matrix	Method	Prep Batch
500-209450-8	T01S	Total/NA	Water	SM 4500 Cl- E	
500-209450-9	G33S	Total/NA	Water	SM 4500 Cl- E	

General Chemistry (Continued)

Analysis Batch: 635832 (Continued)

Lab Sample ID	Client Sample ID	Prep Type	Matrix	Method	Prep Batch
500-209450-10	G31S	Total/NA	Water	SM 4500 Cl- E	
500-209450-11	R08S	Total/NA	Water	SM 4500 Cl- E	
500-209450-12	G30S	Total/NA	Water	SM 4500 Cl- E	
500-209450-13	R32S	Total/NA	Water	SM 4500 Cl- E	
500-209450-14	DUP	Total/NA	Water	SM 4500 Cl- E	
500-209450-15	G46S	Total/NA	Water	SM 4500 Cl- E	
500-209450-17	G44S	Total/NA	GW	SM 4500 Cl- E	
500-209450-18	G45S	Total/NA	GW	SM 4500 Cl- E	
500-209450-19	G48S	Total/NA	GW	SM 4500 Cl- E	
500-209450-20	G47S	Total/NA	GW	SM 4500 Cl- E	
MB 500-635832/82	Method Blank	Total/NA	Water	SM 4500 Cl- E	
LCS 500-635832/83	Lab Control Sample	Total/NA	Water	SM 4500 Cl- E	
500-209450-10 MS	G31S	Total/NA	Water	SM 4500 Cl- E	
500-209450-10 MSD	G31S	Total/NA	Water	SM 4500 Cl- E	

Analysis Batch: 635833

Lab Sample ID	Client Sample ID	Prep Type	Matrix	Method	Prep Batch
500-209450-8	T01S	Total/NA	Water	SM 4500 SO4 E	
500-209450-9	G33S	Total/NA	Water	SM 4500 SO4 E	
500-209450-10	G31S	Total/NA	Water	SM 4500 SO4 E	
500-209450-11	R08S	Total/NA	Water	SM 4500 SO4 E	
500-209450-12	G30S	Total/NA	Water	SM 4500 SO4 E	
500-209450-13	R32S	Total/NA	Water	SM 4500 SO4 E	
500-209450-14	DUP	Total/NA	Water	SM 4500 SO4 E	
500-209450-15	G46S	Total/NA	Water	SM 4500 SO4 E	
500-209450-17	G44S	Total/NA	GW	SM 4500 SO4 E	
500-209450-18	G45S	Total/NA	GW	SM 4500 SO4 E	
500-209450-19	G48S	Total/NA	GW	SM 4500 SO4 E	
500-209450-20	G47S	Total/NA	GW	SM 4500 SO4 E	
MB 500-635833/15	Method Blank	Total/NA	Water	SM 4500 SO4 E	
LCS 500-635833/16	Lab Control Sample	Total/NA	Water	SM 4500 SO4 E	
500-209450-10 MS	G31S	Total/NA	Water	SM 4500 SO4 E	
500-209450-10 MSD	G31S	Total/NA	Water	SM 4500 SO4 E	

Field Service / Mobile Lab

Analysis Batch: 632892

Lab Sample ID	Client Sample ID	Prep Type	Matrix	Method	Prep Batch
500-209450-1	T09S	Total/NA	Water	Field Sampling	
500-209450-2	T06S	Total/NA	Water	Field Sampling	
500-209450-3	T02S	Total/NA	Water	Field Sampling	
500-209450-4	T08S	Total/NA	Water	Field Sampling	
500-209450-5	T03S	Total/NA	Water	Field Sampling	
500-209450-6	T05S	Total/NA	Water	Field Sampling	
500-209450-7	G20S	Total/NA	Water	Field Sampling	
500-209450-8	T01S	Total/NA	Water	Field Sampling	
500-209450-9	G33S	Total/NA	Water	Field Sampling	
500-209450-10	G31S	Total/NA	Water	Field Sampling	
500-209450-11	R08S	Total/NA	Water	Field Sampling	
500-209450-12	G30S	Total/NA	Water	Field Sampling	
500-209450-13	R32S	Total/NA	Water	Field Sampling	

Field Service / Mobile Lab (Continued)

Analysis Batch: 632892 (Continued)

Lab Sample ID	Client Sample ID	Prep Type	Matrix	Method	Prep Batch
500-209450-14	DUP	Total/NA	Water	Field Sampling	
500-209450-15	G46S	Total/NA	Water	Field Sampling	
500-209450-16	T04S	Total/NA	Water	Field Sampling	
500-209450-17	G44S	Total/NA	GW	Field Sampling	
500-209450-18	G45S	Total/NA	GW	Field Sampling	
500-209450-19	G48S	Total/NA	GW	Field Sampling	
500-209450-20	G47S	Total/NA	GW	Field Sampling	

QC Sample Results

Client: KPRG and Associates, Inc.
Project/Site: Joliet #9 (Quarry) CCR 4Q21

Job ID: 500-209450-1

Method: 6020A - Metals (ICP/MS)

Lab Sample ID: MB 500-635936/1-A
Matrix: Water
Analysis Batch: 636088

Client Sample ID: Method Blank
Prep Type: Total Recoverable
Prep Batch: 635936

Analyte	MB Result	MB Qualifier	RL	MDL	Unit	D	Prepared	Analyzed	Dil Fac
Arsenic	<0.0010		0.0010		mg/L		12/29/21 10:14	12/29/21 18:49	1

Lab Sample ID: MB 500-635936/1-A
Matrix: Water
Analysis Batch: 636170

Client Sample ID: Method Blank
Prep Type: Total Recoverable
Prep Batch: 635936

Analyte	MB Result	MB Qualifier	RL	MDL	Unit	D	Prepared	Analyzed	Dil Fac
Antimony	<0.0030		0.0030		mg/L		12/29/21 10:14	12/30/21 12:12	1
Barium	<0.0025		0.0025		mg/L		12/29/21 10:14	12/30/21 12:12	1
Beryllium	<0.0010		0.0010		mg/L		12/29/21 10:14	12/30/21 12:12	1
Boron	<0.050		0.050		mg/L		12/29/21 10:14	12/30/21 12:12	1
Cadmium	<0.00050		0.00050		mg/L		12/29/21 10:14	12/30/21 12:12	1
Calcium	<0.20		0.20		mg/L		12/29/21 10:14	12/30/21 12:12	1
Chromium	<0.0050		0.0050		mg/L		12/29/21 10:14	12/30/21 12:12	1
Cobalt	<0.0010		0.0010		mg/L		12/29/21 10:14	12/30/21 12:12	1
Lead	<0.00050		0.00050		mg/L		12/29/21 10:14	12/30/21 12:12	1
Lithium	<0.0020		0.0020		mg/L		12/29/21 10:14	12/30/21 12:12	1
Molybdenum	<0.0050		0.0050		mg/L		12/29/21 10:14	12/30/21 12:12	1
Selenium	<0.0025		0.0025		mg/L		12/29/21 10:14	12/30/21 12:12	1
Thallium	<0.0020		0.0020		mg/L		12/29/21 10:14	12/30/21 12:12	1

Lab Sample ID: LCS 500-635936/2-A
Matrix: Water
Analysis Batch: 636088

Client Sample ID: Lab Control Sample
Prep Type: Total Recoverable
Prep Batch: 635936

Analyte	Spike Added	LCS Result	LCS Qualifier	Unit	D	%Rec	%Rec. Limits
Arsenic	0.100	0.0998		mg/L		100	80 - 120

Lab Sample ID: LCS 500-635936/2-A
Matrix: Water
Analysis Batch: 636170

Client Sample ID: Lab Control Sample
Prep Type: Total Recoverable
Prep Batch: 635936

Analyte	Spike Added	LCS Result	LCS Qualifier	Unit	D	%Rec	%Rec. Limits
Antimony	0.500	0.521		mg/L		104	80 - 120
Barium	0.500	0.534		mg/L		107	80 - 120
Beryllium	0.0500	0.0531		mg/L		106	80 - 120
Boron	1.00	1.05		mg/L		105	80 - 120
Cadmium	0.0500	0.0516		mg/L		103	80 - 120
Calcium	10.0	10.4		mg/L		104	80 - 120
Chromium	0.200	0.217		mg/L		108	80 - 120
Cobalt	0.500	0.532		mg/L		106	80 - 120
Lead	0.100	0.106		mg/L		106	80 - 120
Lithium	0.100	0.106		mg/L		106	80 - 120
Molybdenum	1.00	1.01		mg/L		101	80 - 120
Selenium	0.100	0.105		mg/L		105	80 - 120
Thallium	0.100	0.108		mg/L		108	80 - 120

Method: 6020A - Metals (ICP/MS) (Continued)

Lab Sample ID: 500-209450-1 MS — **Client Sample ID: T09S**
Matrix: Water — **Prep Type: Total Recoverable**
Analysis Batch: 636088 — **Prep Batch: 635936**

Analyte	Sample Result	Sample Qualifier	Spike Added	MS Result	MS Qualifier	Unit	D	%Rec	%Rec. Limits
Arsenic	0.0035		0.100	0.107		mg/L		103	75 - 125

Lab Sample ID: 500-209450-1 MS — **Client Sample ID: T09S**
Matrix: Water — **Prep Type: Total Recoverable**
Analysis Batch: 636170 — **Prep Batch: 635936**

Analyte	Sample Result	Sample Qualifier	Spike Added	MS Result	MS Qualifier	Unit	D	%Rec	%Rec. Limits
Boron	9.0		1.00	10.9	4	mg/L		186	75 - 125

Lab Sample ID: 500-209450-1 MS — **Client Sample ID: T09S**
Matrix: Water — **Prep Type: Total Recoverable**
Analysis Batch: 636170 — **Prep Batch: 635936**

Analyte	Sample Result	Sample Qualifier	Spike Added	MS Result	MS Qualifier	Unit	D	%Rec	%Rec. Limits
Antimony	<0.0030		0.500	0.534		mg/L		107	75 - 125
Barium	0.067		0.500	0.582		mg/L		103	75 - 125
Beryllium	<0.0010		0.0500	0.0489		mg/L		98	75 - 125
Cadmium	<0.00050		0.0500	0.0505		mg/L		101	75 - 125
Calcium	130		10.0	139	4	mg/L		45	75 - 125
Chromium	<0.0050		0.200	0.203		mg/L		101	75 - 125
Cobalt	0.0011		0.500	0.497		mg/L		99	75 - 125
Lead	0.00084		0.100	0.106		mg/L		105	75 - 125
Lithium	0.10		0.100	0.203		mg/L		99	75 - 125
Molybdenum	1.3		1.00	2.29		mg/L		99	75 - 125
Selenium	<0.0025		0.100	0.108		mg/L		108	75 - 125
Thallium	<0.0020		0.100	0.107		mg/L		107	75 - 125

Lab Sample ID: 500-209450-1 MSD — **Client Sample ID: T09S**
Matrix: Water — **Prep Type: Total Recoverable**
Analysis Batch: 636088 — **Prep Batch: 635936**

Analyte	Sample Result	Sample Qualifier	Spike Added	MSD Result	MSD Qualifier	Unit	D	%Rec	%Rec. Limits	RPD	RPD Limit
Arsenic	0.0035		0.100	0.110		mg/L		107	75 - 125	3	20

Lab Sample ID: 500-209450-1 MSD — **Client Sample ID: T09S**
Matrix: Water — **Prep Type: Total Recoverable**
Analysis Batch: 636170 — **Prep Batch: 635936**

Analyte	Sample Result	Sample Qualifier	Spike Added	MSD Result	MSD Qualifier	Unit	D	%Rec	%Rec. Limits	RPD	RPD Limit
Boron	9.0		1.00	9.97	4	mg/L		93	75 - 125	9	20

Lab Sample ID: 500-209450-1 MSD — **Client Sample ID: T09S**
Matrix: Water — **Prep Type: Total Recoverable**
Analysis Batch: 636170 — **Prep Batch: 635936**

Analyte	Sample Result	Sample Qualifier	Spike Added	MSD Result	MSD Qualifier	Unit	D	%Rec	%Rec. Limits	RPD	RPD Limit
Antimony	<0.0030		0.500	0.529		mg/L		106	75 - 125	1	20
Barium	0.067		0.500	0.586		mg/L		104	75 - 125	1	20
Beryllium	<0.0010		0.0500	0.0474		mg/L		95	75 - 125	3	20
Cadmium	<0.00050		0.0500	0.0503		mg/L		101	75 - 125	1	20

Method: 6020A - Metals (ICP/MS) (Continued)

Lab Sample ID: 500-209450-1 MSD — **Client Sample ID: T09S**
Matrix: Water — **Prep Type: Total Recoverable**
Analysis Batch: 636170 — **Prep Batch: 635936**

Analyte	Sample Result	Sample Qualifier	Spike Added	MSD Result	MSD Qualifier	Unit	D	%Rec	%Rec. Limits	RPD	RPD Limit
Calcium	130		10.0	142	4	mg/L		73	75 - 125	2	20
Chromium	<0.0050		0.200	0.206		mg/L		103	75 - 125	1	20
Cobalt	0.0011		0.500	0.508		mg/L		101	75 - 125	2	20
Lead	0.00084		0.100	0.108		mg/L		107	75 - 125	2	20
Lithium	0.10		0.100	0.208		mg/L		104	75 - 125	3	20
Molybdenum	1.3		1.00	2.28		mg/L		97	75 - 125	1	20
Selenium	<0.0025		0.100	0.105		mg/L		105	75 - 125	2	20
Thallium	<0.0020		0.100	0.108		mg/L		108	75 - 125	1	20

Lab Sample ID: 500-209450-1 DU — **Client Sample ID: T09S**
Matrix: Water — **Prep Type: Total Recoverable**
Analysis Batch: 636088 — **Prep Batch: 635936**

Analyte	Sample Result	Sample Qualifier		DU Result	DU Qualifier	Unit	D			RPD	RPD Limit
Arsenic	0.0035			0.00342		mg/L				3	20

Lab Sample ID: 500-209450-1 DU — **Client Sample ID: T09S**
Matrix: Water — **Prep Type: Total Recoverable**
Analysis Batch: 636170 — **Prep Batch: 635936**

Analyte	Sample Result	Sample Qualifier		DU Result	DU Qualifier	Unit	D			RPD	RPD Limit
Boron	9.0			8.89		mg/L				2	20

Lab Sample ID: 500-209450-1 DU — **Client Sample ID: T09S**
Matrix: Water — **Prep Type: Total Recoverable**
Analysis Batch: 636170 — **Prep Batch: 635936**

Analyte	Sample Result	Sample Qualifier		DU Result	DU Qualifier	Unit	D			RPD	RPD Limit
Antimony	<0.0030			<0.0030		mg/L				NC	20
Barium	0.067			0.0685		mg/L				2	20
Beryllium	<0.0010			<0.0010		mg/L				NC	20
Cadmium	<0.00050			<0.00050		mg/L				NC	20
Calcium	130			134		mg/L				0.2	20
Chromium	<0.0050			<0.0050		mg/L				NC	20
Cobalt	0.0011			0.00101		mg/L				9	20
Lead	0.00084			0.000783		mg/L				7	20
Lithium	0.10			0.107		mg/L				3	20
Molybdenum	1.3			1.29		mg/L				2	20
Selenium	<0.0025			<0.0025		mg/L				NC	20
Thallium	<0.0020			<0.0020		mg/L				NC	20

Method: 7470A - Mercury (CVAA)

Lab Sample ID: MB 500-633682/12-A — **Client Sample ID: Method Blank**
Matrix: Water — **Prep Type: Total/NA**
Analysis Batch: 633847 — **Prep Batch: 633682**

Analyte	MB Result	MB Qualifier	RL	MDL	Unit	D	Prepared	Analyzed	Dil Fac
Mercury	<0.00020		0.00020		mg/L		12/14/21 14:20	12/15/21 08:45	1

Method: 7470A - Mercury (CVAA) (Continued)

Lab Sample ID: LCS 500-633682/13-A — **Client Sample ID: Lab Control Sample**
Matrix: Water — **Prep Type: Total/NA**
Analysis Batch: 633847 — **Prep Batch: 633682**

Analyte			Spike Added	LCS Result	LCS Qualifier	Unit	D	%Rec	%Rec. Limits		
Mercury			0.00200	0.00210		mg/L		105	80 - 120		

Lab Sample ID: 500-209450-8 MS — **Client Sample ID: T01S**
Matrix: Water — **Prep Type: Total/NA**
Analysis Batch: 633847 — **Prep Batch: 633682**

Analyte	Sample Result	Sample Qualifier	Spike Added	MS Result	MS Qualifier	Unit	D	%Rec	%Rec. Limits		
Mercury	<0.00020		0.00100	0.00101		mg/L		101	75 - 125		

Lab Sample ID: 500-209450-8 MSD — **Client Sample ID: T01S**
Matrix: Water — **Prep Type: Total/NA**
Analysis Batch: 633847 — **Prep Batch: 633682**

Analyte	Sample Result	Sample Qualifier	Spike Added	MSD Result	MSD Qualifier	Unit	D	%Rec	%Rec. Limits	RPD	RPD Limit
Mercury	<0.00020		0.00100	0.000965		mg/L		97	75 - 125	4	20

Lab Sample ID: 500-209450-8 DU — **Client Sample ID: T01S**
Matrix: Water — **Prep Type: Total/NA**
Analysis Batch: 633847 — **Prep Batch: 633682**

Analyte	Sample Result	Sample Qualifier		DU Result	DU Qualifier	Unit	D			RPD	RPD Limit
Mercury	<0.00020			<0.00020		mg/L				NC	20

Lab Sample ID: MB 500-633818/12-A — **Client Sample ID: Method Blank**
Matrix: Water — **Prep Type: Total/NA**
Analysis Batch: 634083 — **Prep Batch: 633818**

Analyte	MB Result	MB Qualifier	RL	MDL	Unit	D	Prepared	Analyzed	Dil Fac
Mercury	<0.00020		0.00020		mg/L		12/15/21 10:20	12/16/21 08:44	1

Lab Sample ID: LCS 500-633818/13-A — **Client Sample ID: Lab Control Sample**
Matrix: Water — **Prep Type: Total/NA**
Analysis Batch: 634083 — **Prep Batch: 633818**

Analyte			Spike Added	LCS Result	LCS Qualifier	Unit	D	%Rec	%Rec. Limits		
Mercury			0.00200	0.00204		mg/L		102	80 - 120		

Lab Sample ID: MB 500-634059/12-A — **Client Sample ID: Method Blank**
Matrix: Water — **Prep Type: Total/NA**
Analysis Batch: 634283 — **Prep Batch: 634059**

Analyte	MB Result	MB Qualifier	RL	MDL	Unit	D	Prepared	Analyzed	Dil Fac
Mercury	<0.00020		0.00020		mg/L		12/16/21 10:45	12/17/21 08:38	1

Lab Sample ID: LCS 500-634059/13-A — **Client Sample ID: Lab Control Sample**
Matrix: Water — **Prep Type: Total/NA**
Analysis Batch: 634283 — **Prep Batch: 634059**

Analyte			Spike Added	LCS Result	LCS Qualifier	Unit	D	%Rec	%Rec. Limits		
Mercury			0.00200	0.00201		mg/L		101	80 - 120		

QC Sample Results

Client: KPRG and Associates, Inc.
Project/Site: Joliet #9 (Quarry) CCR 4Q21

Job ID: 500-209450-1

Method: 7470A - Mercury (CVAA)

Lab Sample ID: MB 500-634255/12-A — **Client Sample ID: Method Blank**
Matrix: Water — **Prep Type: Total/NA**
Analysis Batch: 634589 — **Prep Batch: 634255**

Analyte	MB Result	MB Qualifier	RL	MDL	Unit	D	Prepared	Analyzed	Dil Fac
Mercury	<0.00020		0.00020		mg/L		12/17/21 10:05	12/20/21 08:31	1

Lab Sample ID: LCS 500-634255/13-A — **Client Sample ID: Lab Control Sample**
Matrix: Water — **Prep Type: Total/NA**
Analysis Batch: 634589 — **Prep Batch: 634255**

Analyte	Spike Added	LCS Result	LCS Qualifier	Unit	D	%Rec	%Rec. Limits
Mercury	0.00200	0.00197		mg/L		98	80 - 120

Method: SM 2540C - Solids, Total Dissolved (TDS)

Lab Sample ID: MB 500-632819/1 — **Client Sample ID: Method Blank**
Matrix: Water — **Prep Type: Total/NA**
Analysis Batch: 632819

Analyte	MB Result	MB Qualifier	RL	MDL	Unit	D	Prepared	Analyzed	Dil Fac
Total Dissolved Solids	<10		10		mg/L			12/09/21 06:39	1

Lab Sample ID: LCS 500-632819/2 — **Client Sample ID: Lab Control Sample**
Matrix: Water — **Prep Type: Total/NA**
Analysis Batch: 632819

Analyte	Spike Added	LCS Result	LCS Qualifier	Unit	D	%Rec	%Rec. Limits
Total Dissolved Solids	250	272		mg/L		109	80 - 120

Lab Sample ID: MB 500-633495/1 — **Client Sample ID: Method Blank**
Matrix: Water — **Prep Type: Total/NA**
Analysis Batch: 633495

Analyte	MB Result	MB Qualifier	RL	MDL	Unit	D	Prepared	Analyzed	Dil Fac
Total Dissolved Solids	<10		10		mg/L			12/14/21 04:35	1

Lab Sample ID: LCS 500-633495/2 — **Client Sample ID: Lab Control Sample**
Matrix: Water — **Prep Type: Total/NA**
Analysis Batch: 633495

Analyte	Spike Added	LCS Result	LCS Qualifier	Unit	D	%Rec	%Rec. Limits
Total Dissolved Solids	250	230		mg/L		92	80 - 120

Lab Sample ID: 500-209450-3 MS — **Client Sample ID: T02S**
Matrix: Water — **Prep Type: Total/NA**
Analysis Batch: 633495

Analyte	Sample Result	Sample Qualifier	Spike Added	MS Result	MS Qualifier	Unit	D	%Rec	%Rec. Limits
Total Dissolved Solids	890	F1	250	1230	F1	mg/L		136	75 - 125

Method: SM 2540C - Solids, Total Dissolved (TDS) (Continued)

Lab Sample ID: 500-209450-3 DU — **Client Sample ID: T02S**
Matrix: Water — **Prep Type: Total/NA**
Analysis Batch: 633495

Analyte	Sample Result	Sample Qualifier		DU Result	DU Qualifier	Unit	D			RPD	RPD Limit
Total Dissolved Solids	890	F1		878		mg/L				1	5

Lab Sample ID: 500-209450-4 DU — **Client Sample ID: T08S**
Matrix: Water — **Prep Type: Total/NA**
Analysis Batch: 633495

Analyte	Sample Result	Sample Qualifier		DU Result	DU Qualifier	Unit	D			RPD	RPD Limit
Total Dissolved Solids	1100			1020		mg/L				4	5

Lab Sample ID: MB 500-634880/1 — **Client Sample ID: Method Blank**
Matrix: Water — **Prep Type: Total/NA**
Analysis Batch: 634880

Analyte	MB Result	MB Qualifier	RL	MDL	Unit	D	Prepared	Analyzed	Dil Fac
Total Dissolved Solids	<10		10		mg/L			12/21/21 17:10	1

Lab Sample ID: LCS 500-634880/2 — **Client Sample ID: Lab Control Sample**
Matrix: Water — **Prep Type: Total/NA**
Analysis Batch: 634880

Analyte			Spike Added	LCS Result	LCS Qualifier	Unit	D	%Rec	%Rec. Limits		
Total Dissolved Solids			250	236		mg/L		94	80 - 120		

Lab Sample ID: MB 500-635089/1 — **Client Sample ID: Method Blank**
Matrix: Water — **Prep Type: Total/NA**
Analysis Batch: 635089

Analyte	MB Result	MB Qualifier	RL	MDL	Unit	D	Prepared	Analyzed	Dil Fac
Total Dissolved Solids	<10		10		mg/L			12/22/21 15:25	1

Lab Sample ID: LCS 500-635089/2 — **Client Sample ID: Lab Control Sample**
Matrix: Water — **Prep Type: Total/NA**
Analysis Batch: 635089

Analyte			Spike Added	LCS Result	LCS Qualifier	Unit	D	%Rec	%Rec. Limits		
Total Dissolved Solids			250	200		mg/L		80	80 - 120		

Lab Sample ID: 500-209450-12 MS — **Client Sample ID: G30S**
Matrix: Water — **Prep Type: Total/NA**
Analysis Batch: 635089

Analyte	Sample Result	Sample Qualifier	Spike Added	MS Result	MS Qualifier	Unit	D	%Rec	%Rec. Limits		
Total Dissolved Solids	1200		250	1460	4	mg/L		121	75 - 125		

Lab Sample ID: 500-209450-12 DU — **Client Sample ID: G30S**
Matrix: Water — **Prep Type: Total/NA**
Analysis Batch: 635089

Analyte	Sample Result	Sample Qualifier		DU Result	DU Qualifier	Unit	D			RPD	RPD Limit
Total Dissolved Solids	1200			1200		mg/L				4	5

Method: SM 2540C - Solids, Total Dissolved (TDS)

Lab Sample ID: 500-209450-14 DU
Matrix: Water
Analysis Batch: 635089

Client Sample ID: DUP
Prep Type: Total/NA

Analyte	Sample Result	Sample Qualifier		DU Result	DU Qualifier	Unit	D			RPD	RPD Limit
Total Dissolved Solids	1200			974	F3	mg/L				18	5

Lab Sample ID: MB 500-635119/1
Matrix: Water
Analysis Batch: 635119

Client Sample ID: Method Blank
Prep Type: Total/NA

Analyte	MB Result	MB Qualifier	RL	MDL	Unit	D	Prepared	Analyzed	Dil Fac
Total Dissolved Solids	<10		10		mg/L			12/22/21 16:45	1

Lab Sample ID: LCS 500-635119/2
Matrix: Water
Analysis Batch: 635119

Client Sample ID: Lab Control Sample
Prep Type: Total/NA

Analyte			Spike Added	LCS Result	LCS Qualifier	Unit	D	%Rec	%Rec. Limits		
Total Dissolved Solids			250	280		mg/L		112	80 - 120		

Lab Sample ID: 500-209450-17 MS
Matrix: GW
Analysis Batch: 635119

Client Sample ID: G44S
Prep Type: Total/NA

Analyte	Sample Result	Sample Qualifier	Spike Added	MS Result	MS Qualifier	Unit	D	%Rec	%Rec. Limits		
Total Dissolved Solids	690		250	946		mg/L		102	75 - 125		

Lab Sample ID: 500-209450-17 DU
Matrix: GW
Analysis Batch: 635119

Client Sample ID: G44S
Prep Type: Total/NA

Analyte	Sample Result	Sample Qualifier		DU Result	DU Qualifier	Unit	D			RPD	RPD Limit
Total Dissolved Solids	690			674		mg/L				3	5

Lab Sample ID: 500-209450-20 DU
Matrix: GW
Analysis Batch: 635119

Client Sample ID: G47S
Prep Type: Total/NA

Analyte	Sample Result	Sample Qualifier		DU Result	DU Qualifier	Unit	D			RPD	RPD Limit
Total Dissolved Solids	900			934		mg/L				4	5

Method: SM 4500 Cl- E - Chloride, Total

Lab Sample ID: MB 500-633483/63
Matrix: Water
Analysis Batch: 633483

Client Sample ID: Method Blank
Prep Type: Total/NA

Analyte	MB Result	MB Qualifier	RL	MDL	Unit	D	Prepared	Analyzed	Dil Fac
Chloride	<2.0		2.0		mg/L			12/13/21 16:30	1

Method: SM 4500 Cl- E - Chloride, Total (Continued)

Lab Sample ID: LCS 500-633483/64 — **Client Sample ID: Lab Control Sample**
Matrix: Water — **Prep Type: Total/NA**
Analysis Batch: 633483

Analyte			Spike Added	LCS Result	LCS Qualifier	Unit	D	%Rec	%Rec. Limits		
Chloride			20.0	20.8		mg/L		104	85 - 115		

Lab Sample ID: 500-209450-5 MS — **Client Sample ID: T03S**
Matrix: Water — **Prep Type: Total/NA**
Analysis Batch: 633483

Analyte	Sample Result	Sample Qualifier	Spike Added	MS Result	MS Qualifier	Unit	D	%Rec	%Rec. Limits		
Chloride	110		20.0	123	4	mg/L		82	75 - 125		

Lab Sample ID: 500-209450-5 MSD — **Client Sample ID: T03S**
Matrix: Water — **Prep Type: Total/NA**
Analysis Batch: 633483

Analyte	Sample Result	Sample Qualifier	Spike Added	MSD Result	MSD Qualifier	Unit	D	%Rec	%Rec. Limits	RPD	RPD Limit
Chloride	110		20.0	121	4	mg/L		74	75 - 125	1	20

Lab Sample ID: MB 500-635832/82 — **Client Sample ID: Method Blank**
Matrix: Water — **Prep Type: Total/NA**
Analysis Batch: 635832

Analyte	MB Result	MB Qualifier	RL	MDL	Unit	D	Prepared	Analyzed	Dil Fac
Chloride	<2.0		2.0		mg/L			12/28/21 15:52	1

Lab Sample ID: LCS 500-635832/83 — **Client Sample ID: Lab Control Sample**
Matrix: Water — **Prep Type: Total/NA**
Analysis Batch: 635832

Analyte			Spike Added	LCS Result	LCS Qualifier	Unit	D	%Rec	%Rec. Limits		
Chloride			20.0	20.3		mg/L		101	85 - 115		

Lab Sample ID: 500-209450-10 MS — **Client Sample ID: G31S**
Matrix: Water — **Prep Type: Total/NA**
Analysis Batch: 635832

Analyte	Sample Result	Sample Qualifier	Spike Added	MS Result	MS Qualifier	Unit	D	%Rec	%Rec. Limits		
Chloride	160		20.0	174	4	mg/L		67	75 - 125		

Lab Sample ID: 500-209450-10 MSD — **Client Sample ID: G31S**
Matrix: Water — **Prep Type: Total/NA**
Analysis Batch: 635832

Analyte	Sample Result	Sample Qualifier	Spike Added	MSD Result	MSD Qualifier	Unit	D	%Rec	%Rec. Limits	RPD	RPD Limit
Chloride	160		20.0	174	4	mg/L		65	75 - 125	0	20

Method: SM 4500 F C - Fluoride

Lab Sample ID: MB 500-634708/3 — **Client Sample ID: Method Blank**
Matrix: Water — **Prep Type: Total/NA**
Analysis Batch: 634708

Analyte	MB Result	MB Qualifier	RL	MDL	Unit	D	Prepared	Analyzed	Dil Fac
Fluoride	<0.10		0.10		mg/L			12/20/21 16:19	1

Lab Sample ID: MB 500-634708/31 — **Client Sample ID: Method Blank**
Matrix: Water — **Prep Type: Total/NA**
Analysis Batch: 634708

Analyte	MB Result	MB Qualifier	RL	MDL	Unit	D	Prepared	Analyzed	Dil Fac
Fluoride	<0.10		0.10		mg/L			12/20/21 18:01	1

Lab Sample ID: LCS 500-634708/32 — **Client Sample ID: Lab Control Sample**
Matrix: Water — **Prep Type: Total/NA**
Analysis Batch: 634708

Analyte	Spike Added	LCS Result	LCS Qualifier	Unit	D	%Rec	%Rec. Limits
Fluoride	10.0	11.1		mg/L		111	90 - 119

Lab Sample ID: LCS 500-634708/4 — **Client Sample ID: Lab Control Sample**
Matrix: Water — **Prep Type: Total/NA**
Analysis Batch: 634708

Analyte	Spike Added	LCS Result	LCS Qualifier	Unit	D	%Rec	%Rec. Limits
Fluoride	10.0	10.9		mg/L		109	90 - 119

Lab Sample ID: 500-209450-4 MS — **Client Sample ID: T08S**
Matrix: Water — **Prep Type: Total/NA**
Analysis Batch: 634708

Analyte	Sample Result	Sample Qualifier	Spike Added	MS Result	MS Qualifier	Unit	D	%Rec	%Rec. Limits
Fluoride	<0.10		5.00	6.10		mg/L		122	75 - 125

Lab Sample ID: 500-209450-4 MSD — **Client Sample ID: T08S**
Matrix: Water — **Prep Type: Total/NA**
Analysis Batch: 634708

Analyte	Sample Result	Sample Qualifier	Spike Added	MSD Result	MSD Qualifier	Unit	D	%Rec	%Rec. Limits	RPD	RPD Limit
Fluoride	<0.10		5.00	6.10		mg/L		122	75 - 125	0	20

Lab Sample ID: MB 500-635765/3 — **Client Sample ID: Method Blank**
Matrix: Water — **Prep Type: Total/NA**
Analysis Batch: 635765

Analyte	MB Result	MB Qualifier	RL	MDL	Unit	D	Prepared	Analyzed	Dil Fac
Fluoride	<0.10		0.10		mg/L			12/28/21 10:21	1

Lab Sample ID: LCS 500-635765/4 — **Client Sample ID: Lab Control Sample**
Matrix: Water — **Prep Type: Total/NA**
Analysis Batch: 635765

Analyte	Spike Added	LCS Result	LCS Qualifier	Unit	D	%Rec	%Rec. Limits
Fluoride	10.0	10.8		mg/L		108	90 - 119

Method: SM 4500 F C - Fluoride

Lab Sample ID: 500-209450-19 MS
Matrix: GW
Analysis Batch: 635765

Client Sample ID: G48S
Prep Type: Total/NA

Analyte	Sample Result	Sample Qualifier	Spike Added	MS Result	MS Qualifier	Unit	D	%Rec	%Rec. Limits		
Fluoride	0.91		5.00	6.29		mg/L		108	75 - 125		

Lab Sample ID: 500-209450-19 MSD
Matrix: GW
Analysis Batch: 635765

Client Sample ID: G48S
Prep Type: Total/NA

Analyte	Sample Result	Sample Qualifier	Spike Added	MSD Result	MSD Qualifier	Unit	D	%Rec	%Rec. Limits	RPD	RPD Limit
Fluoride	0.91		5.00	6.32		mg/L		108	75 - 125	0	20

Method: SM 4500 SO4 E - Sulfate, Total

Lab Sample ID: MB 500-633484/41
Matrix: Water
Analysis Batch: 633484

Client Sample ID: Method Blank
Prep Type: Total/NA

Analyte	MB Result	MB Qualifier	RL	MDL	Unit	D	Prepared	Analyzed	Dil Fac
Sulfate	<5.0		5.0		mg/L			12/13/21 18:38	1

Lab Sample ID: LCS 500-633484/42
Matrix: Water
Analysis Batch: 633484

Client Sample ID: Lab Control Sample
Prep Type: Total/NA

Analyte			Spike Added	LCS Result	LCS Qualifier	Unit	D	%Rec	%Rec. Limits		
Sulfate			20.0	20.6		mg/L		103	88 - 123		

Lab Sample ID: 500-209450-5 MS
Matrix: Water
Analysis Batch: 633484

Client Sample ID: T03S
Prep Type: Total/NA

Analyte	Sample Result	Sample Qualifier	Spike Added	MS Result	MS Qualifier	Unit	D	%Rec	%Rec. Limits		
Sulfate	280	F1	20.0	294	4	mg/L		63	75 - 125		

Lab Sample ID: 500-209450-5 MSD
Matrix: Water
Analysis Batch: 633484

Client Sample ID: T03S
Prep Type: Total/NA

Analyte	Sample Result	Sample Qualifier	Spike Added	MSD Result	MSD Qualifier	Unit	D	%Rec	%Rec. Limits	RPD	RPD Limit
Sulfate	280	F1	20.0	299	4	mg/L		84	75 - 125	1	20

Lab Sample ID: MB 500-635833/15
Matrix: Water
Analysis Batch: 635833

Client Sample ID: Method Blank
Prep Type: Total/NA

Analyte	MB Result	MB Qualifier	RL	MDL	Unit	D	Prepared	Analyzed	Dil Fac
Sulfate	<5.0		5.0		mg/L			12/28/21 16:18	1

Method: SM 4500 SO4 E - Sulfate, Total (Continued)

Lab Sample ID: LCS 500-635833/16
Matrix: Water
Analysis Batch: 635833

Client Sample ID: Lab Control Sample
Prep Type: Total/NA

Analyte			Spike Added	LCS Result	LCS Qualifier	Unit	D	%Rec	%Rec. Limits		
Sulfate			20.0	20.5		mg/L		103	88 - 123		

Lab Sample ID: 500-209450-10 MS
Matrix: Water
Analysis Batch: 635833

Client Sample ID: G31S
Prep Type: Total/NA

Analyte	Sample Result	Sample Qualifier	Spike Added	MS Result	MS Qualifier	Unit	D	%Rec	%Rec. Limits		
Sulfate	450		20.0	448	4	mg/L		8	75 - 125		

Lab Sample ID: 500-209450-10 MSD
Matrix: Water
Analysis Batch: 635833

Client Sample ID: G31S
Prep Type: Total/NA

Analyte	Sample Result	Sample Qualifier	Spike Added	MSD Result	MSD Qualifier	Unit	D	%Rec	%Rec. Limits	RPD	RPD Limit
Sulfate	450		20.0	446	4	mg/L		-4	75 - 125	1	20

Chain of Custody Record

555248

eurofins | Environment Testing TestAmerica

Address _____

Regulatory Program: ☐ DW ☐ NPDES ☐ RCRA ☐ Other

TAL-8210

Client Contact	Project Manager: Diana Mockler	Site Contact	Date	COC No
Company Name: Midwest Generation EME LLC	Tel/Email	Lab Contact	Carrier	____ of ____ COCs
Address	Analysis Turnaround Time			Sampler
City/State/Zip: Joliet, IL	☐ CALENDAR DAYS ☐ WORKING DAYS			For Lab Use Only
Phone	TAT if different from Below _____			Walk-in Client
Fax	☐ 2 weeks			Lab Sampling
Project Name: Joliet #9 (Quarry) CCR	☐ 1 week			
Site: 4R21 GW	☐ 2 days			Job / SDG No: 500-209450
P O #	☐ 1 day			

500-209450 COC

	Sample Identification	Sample Date	Sample Time	Sample Type (C=Comp, G=Grab)	Matrix	# of Cont.	Filtered Sample (Y/N)	Perform MS / MSD (Y/N)	Radium 226	Radium 228	Combined 226/228	Metals 14 elements + Hg	TDS, Fl, Cl, SO4	Sample Specific Notes
1	T09S	12/08/21	1128		W	5			✓	✓	✓	✓	✓	
2	T06S	12/08/21	1306		W	5			✓	✓	✓	✓	✓	

Preservation Used: 1= Ice, 2= HCl; 3= H2SO4; 4=HNO3; 5=NaOH; 6= Other _____

Possible Hazard Identification:
Are any samples from a listed EPA Hazardous Waste? Please List any EPA Waste Codes for the sample in the Comments Section if the lab is to dispose of the sample

Non Hazard ☐ Flammable ☐ Skin Irritant ☐ Poison B ☐ Unknown

Sample Disposal (A fee may be assessed if samples are retained longer than 1 month)

☐ Return to Client ☐ Disposal by Lab ☐ Archive for _____ Months

Special Instructions/QC Requirements & Comments.

Custody Seals Intact ☐ Yes ☐ No | Custody Seal No | Cooler Temp (°C) Obs'd 2.1 Corr'd _____ Therm ID No _____

Relinquished by	Company	Date/Time	Received by	Company	Date/Time
[signature]	TAE	12/08/21 1429			
Relinquished by	Company	Date/Time	Received by	Company	Date/Time
Relinquished by	Company	Date/Time	Received in Laboratory by	Company	Date/Time
			Paula Buckley	STA CHI	12/8/21 1429

Chain of Custody Record

555249

eurofins | Environment Testing TestAmerica

Address _____

Regulatory Program: ☐ DW ☐ NPDES ☐ RCRA ☐ Other

TAL-8210

Client Contact	Project Manager: Diana Mockler	Site Contact:	Date:	COC No
Company Name: Midwest Generation EME LLC	Tel/Email:	Lab Contact:	Carrier:	____ of ____ COCs
Address	Analysis Turnaround Time			Sampler
City/State/Zip Joliet, IL	☐ CALENDAR DAYS ☐ WORKING DAYS			For Lab Use Only
Phone:	TAT if different from Below _____			Walk-in Client
Fax.	☐ 2 weeks			Lab Sampling
Project Name: Joliet #9 (Quarry) CCR	☐ 1 week			
Site: 4021 GW	☐ 2 days			Job / SDG No
P O #	☐ 1 day			500-209450

500-209450 COC

	Sample Identification	Sample Date	Sample Time	Sample Type (C=Comp, G=Grab)	Matrix	# of Cont.	Filtered Sample (Y / N)	Perform MS / MSD (Y / N)	Radium 226	Radium 228	Combined 226/228	Metals 14 elements + Hg	TDS, Fl, Cl, SO4	Sample Specific Notes
3	T02S	12/09/21	0939		W	5			✓	✓	✓	✓	✓	
4	T08S	12/09/21	1148		W	5			✓	✓	✓	✓	✓	
5	T03S	12/09/21	1342		W	5			✓	✓	✓	✓	✓	

Preservation Used: 1= Ice, 2= HCl; 3= H2SO4; 4=HNO3; 5=NaOH; 6= Other _____

Possible Hazard Identification

Are any samples from a listed EPA Hazardous Waste? Please List any EPA Waste Codes for the sample in the Comments Section if the lab is to dispose of the sample

☐ Non-Hazard ☐ Flammable ☐ Skin Irritant ☐ Poison B ☐ Unknown

Sample Disposal (A fee may be assessed if samples are retained longer than 1 month)

☐ Return to Client ☐ Disposal by Lab ☐ Archive for _____ Months

Special Instructions/QC Requirements & Comments:

Custody Seals Intact. ☐ Yes ☐ No | Custody Seal No | Cooler Temp (°C) Obs'd 3.2 Corr'd _____ | Therm ID No _____

Relinquished by	Company	Date/Time	Received by	Company	Date/Time
[signature]	TAI	12/09/21 @ 1448			
Relinquished by	Company	Date/Time	Received by	Company	Date/Time
Relinquished by	Company	Date/Time	Received in Laboratory by: [signature]	Company: ETA	Date/Time: 12/9/21 1448

Chain of Custody Record

555250

eurofins

Environment Testing
TestAmerica

Address _____

Regulatory Program: ☐ DW ☐ NPDES ☐ RCRA ☐ Other

TAL-8210

Client Contact	Project Manager Diana Mockler	Site Contact	Date	COC No
Company Name Midwest Generation EME LLC	Tel/Email	Lab Contact	Carrier	_____ of _____ COCs
Address	Analysis Turnaround Time			Sampler
City/State/Zip Joliet, IL	☐ CALENDAR DAYS ☐ WORKING DAYS			For Lab Use Only
Phone	TAT if different from Below _____			Walk-in Client:
Fax	☐ 2 weeks			Lab Sampling
Project Name Joliet #9 (Quarry) CCR	☐ 1 week			
Site 4021 - GW	☐ 2 days			Job / SDG No
P O #	☐ 1 day			500-209450

500-209450 COC

Sample Identification	Sample Date	Sample Time	Sample Type (C=Comp, G=Grab)	Matrix	# of Cont.	Filtered Sample (Y / N)	Perform MS / MSD (Y / N)	Radium 226	Radium 228	Combined 226/228	Metals 14 elements + Hg	TDS, Fl, Cl, SO4	Sample Specific Notes
TO5S	12/10/21	0955		W	5			✓	✓	✓	✓	✓	
G20S	12/10/21	1125		W	5			✓	✓	✓	✓	✓	

Preservation Used: 1= Ice, 2= HCl; 3= H2SO4; 4=HNO3; 5=NaOH; 6= Other

Possible Hazard Identification:
Are any samples from a listed EPA Hazardous Waste? Please List any EPA Waste Codes for the sample in the Comments Section if the lab is to dispose of the sample

Non-Hazard ☐ Flammable ☐ Skin Irritant ☐ Poison B ☐ Unknown

Sample Disposal (A fee may be assessed if samples are retained longer than 1 month)

☐ Return to Client ☐ Disposal by Lab ☐ Archive for _____ Months

Special Instructions/QC Requirements & Comments:

1.0

Custody Seals Intact ☐ Yes ☐ No | Custody Seal No | Cooler Temp (°C) Obs'd _____ Corr'd _____ Therm ID No _____

Relinquished by	Company	Date/Time	Received by	Company	Date/Time
[signature]	TRC	12/10/21 1407			
Relinquished by	Company	Date/Time	Received by	Company	Date/Time
Relinquished by	Company	Date/Time	Received in Laboratory by	Company	Date/Time
			Stephanie Hernandez	ETA-CH	12/10/21 1407

Chain of Custody Record

555251

eurofins | Environment Testing TestAmerica

Address. _____

Regulatory Program: ☐ DW ☐ NPDES ☐ RCRA ☐ Other

TAL-8210

Client Contact	Project Manager: Diana Mockler	Site Contact:	Date	COC No
Company Name: Midwest Generation EME LLC	Tel/Email:	Lab Contact:	Carrier	_____ of _____ COCs
Address:	Analysis Turnaround Time			Sampler:
City/State/Zip Joliet, IL	☐ CALENDAR DAYS ☐ WORKING DAYS			For Lab Use Only
Phone:	TAT if different from Below _____			Walk-in Client
Fax:	☐ 2 weeks			Lab Sampling
Project Name: Joliet #9 (Quarry) CCR	☐ 1 week			
Site: 4Q21 - GW	☐ 2 days			Job / SDG No
P O #	☐ 1 day			500-209450

500-209450 COC

Sample Identification	Sample Date	Sample Time	Sample Type (C=Comp, G=Grab)	Matrix	# of Cont.	Filtered Sample (Y / N)	Perform MS / MSD (Y / N)	Radium 226	Radium 228	Combined 226/228	Metals 14 elements + Hg	TDS, Fl, Cl, SO4	Sample Specific Notes
T01S	12/13/21	1042		W	5			✓	✓	✓	✓	✓	
G33S	12/13/21	1306		W	5			✓	✓	✓	✓	✓	
G31S	12/13/21	1414		W	5			✓	✓	✓	✓	✓	

8
9
10

Preservation Used: 1= Ice, 2= HCl; 3= H2SO4; 4=HNO3; 5=NaOH; 6= Other _____

Possible Hazard Identification:
Are any samples from a listed EPA Hazardous Waste? Please List any EPA Waste Codes for the sample in the Comments Section if the lab is to dispose of the sample

☐ Non-Hazard ☐ Flammable ☐ Skin Irritant ☐ Poison B ☐ Unknown

Sample Disposal (A fee may be assessed if samples are retained longer than 1 month)

☐ Return to Client ☐ Disposal by Lab ☐ Archive for_____ Months

Special Instructions/QC Requirements & Comments:

Custody Seals Intact ☐ Yes ☐ No | Custody Seal No | Cooler Temp (°C) Obs'd 3.9 Corr'd _____ | Therm ID No _____

Relinquished by	Company	Date/Time	Received by	Company	Date/Time
[signature]	TMI	12/13/21 @ 1510			
Relinquished by	Company	Date/Time	Received by	Company	Date/Time
Relinquished by	Company	Date/Time	Received in Laboratory by: Shri Scott	Company ETA	Date/Time 12/13/21 1510

Chain of Custody Record

555252

eurofins

Environment Testing
TestAmerica

Address _____

Regulatory Program: ☐ DW ☐ NPDES ☐ RCRA ☐ Other

TAL-8210

Client Contact	Project Manager: Diana Mockler	Site Contact:	Date	COC No
Company Name: Midwest Generation EME LLC	Tel/Email.	Lab Contact:	Carrier	____ of ____ COCs
Address	Analysis Turnaround Time			Sampler:
City/State/Zip: Joliet, IL	☐ CALENDAR DAYS ☐ WORKING DAYS			For Lab Use Only
Phone	TAT if different from Below _____			Walk-in Client
Fax	☐ 2 weeks			Lab Sampling
Project Name: Joliet #9 (Quarry) CCR	☐ 1 week			
Site: 4021 - GW	☐ 2 days			Job / SDG No: 500-209450
P O #	☐ 1 day			

500-209450 COC

Sample Identification	Sample Date	Sample Time	Sample Type (C=Comp, G=Grab)	Matrix	# of Cont.	Filtered Sample (Y/N)	Perform MS/MSD (Y/N)	Radium 226	Radium 228	Combined 226/228	Metals 14 elements + Hg	TDS, Fl, Cl, SO4	Sample Specific Notes
11 RO8S	12/14/21	1305		W	5			✓	✓	✓	✓	✓	

Preservation Used: 1= Ice, 2= HCl, 3= H2SO4, 4=HNO3, 5=NaOH, 6= Other _____

Possible Hazard Identification:
Are any samples from a listed EPA Hazardous Waste? Please List any EPA Waste Codes for the sample in the Comments Section if the lab is to dispose of the sample

Non-Hazard ☐ Flammable ☐ Skin Irritant ☐ Poison B ☐ Unknown

Sample Disposal (A fee may be assessed if samples are retained longer than 1 month)

☐ Return to Client ☐ Disposal by Lab ☐ Archive for _____ Months

Special Instructions/QC Requirements & Comments:

Custody Seals Intact ☐ Yes ☐ No | Custody Seal No | Cooler Temp (°C) Obs'd: 3.8 Corr'd _____ Therm ID No _____

Relinquished by	Company	Date/Time	Received by	Company	Date/Time
[signature]	THL	12/14/21 @ 1400			
Relinquished by	Company	Date/Time	Received by	Company	Date/Time
Relinquished by	Company	Date/Time	Received in Laboratory by: [signature]	Company: EXA	Date/Time 12/14/21 1400

Chain of Custody Record

541843

eurofins

Environment Testing
TestAmerica

Address _____

Regulatory Program: ☐ DW ☐ NPDES ☐ RCRA ☐ Other

TAL-8210

500-209450 COC

Client Contact	Project Manager	Site Contact	Date:
Company Name: Midwest Generation EME LLC	Tel/Email.	Lab Contact	Carrier
Address	**Analysis Turnaround Time**		
City/State/Zip: Joliet, IL	☐ CALENDAR DAYS ☐ WORKING DAYS		
Phone	TAT if different from Below _____		
Fax	☐ 2 weeks		
Project Name: Joliet #9 (Barry) CCR	☐ 1 week		
Site: 4021 - GW	☐ 2 days		
P O #	☐ 1 day		

COC No _____ of _____ COCs

Sampler

For Lab Use Only
Walk-in Client
Lab Sampling

Job / SDG No: 500-209450

	Sample Identification	Sample Date	Sample Time	Sample Type (C=Comp, G=Grab)	Matrix	# of Cont.	Filtered Sample (Y/N)	Perform MS / MSD (Y/N)	Radium 226	Radium 228	Combined 226/228	Metals 14 elements + Hg	TDS, Fl, Cl, SO4	Sample Specific Notes
12	G30S	12/15/21	0903		W	5			✓	✓	✓	✓	✓	
13	R32S	12/15/21	1044		W	5			✓	✓	✓	✓	✓	
14	DUP	12/15/21	1044		W	5			✓	✓	✓	✓	✓	of R32S
15	G46S	12/15/21	1219		W	5			✓	✓	✓	✓	✓	
16	T04S	12/15/21	1320		—									No samples due to property development/Excavation

Preservation Used: 1= Ice, 2= HCl; 3= H2SO4; 4=HNO3; 5=NaOH; 6= Other _____

Possible Hazard Identification.
Are any samples from a listed EPA Hazardous Waste? Please List any EPA Waste Codes for the sample in the Comments Section if the lab is to dispose of the sample

☐ Non Hazard ☐ Flammable ☐ Skin Irritant ☐ Poison B ☐ Unknown

Sample Disposal (A fee may be assessed if samples are retained longer than 1 month)

☐ Return to Client ☐ Disposal by Lab ☐ Archive for_____ Months

Special Instructions/QC Requirements & Comments

3 0

Custody Seals Intact ☐ Yes ☐ No | Custody Seal No | Cooler Temp (°C) Obs'd _____ Corr'd _____ | Therm ID No _____

Relinquished by	Company	Date/Time	Received by	Company	Date/Time
[signature]	TPI	12/15/21 @ 1415			
Relinquished by	Company	Date/Time	Received by	Company	Date/Time
Relinquished by	Company	Date/Time	Received in Laboratory by	Company	Date/Time
			Stephanie Hernandez	EIA-CHI	12/15/21 1415

Chain of Custody Record

541854

Environment Testing
TestAmerica

500-209450 COC

TAL-8210

Address _____

Regulatory Program: ☐ DW ☐ NPDES ☐ RCRA ☐ Other

Client Contact	Project Manager	Site Contact	Date	COC No
Company Name: Midwest Generation EME LLC	Tel/Email	Lab Contact	Carrier	____ of ____ COCs
Address	Analysis Turnaround Time			Sampler
City/State/Zip: Joliet, IL	☐ CALENDAR DAYS ☐ WORKING DAYS			For Lab Use Only
Phone	TAT if different from Below _____			Walk-in Client
Fax	☐ 2 weeks			Lab Sampling
Project Name: Joliet #9 (Quarry) CCR	☐ 1 week			
Site: 4Q21 - GW	☐ 2 days			Job / SDG No
P O #	☐ 1 day			500-209450

	Sample Identification	Sample Date	Sample Time	Sample Type (C=Comp, G=Grab)	Matrix	# of Cont.	Filtered Sample (Y / N)	Perform MS / MSD (Y / N)	Radium 226	Radium 228	Combined 226/228	Metals 14 elements + Hg	TDS, Fl, Cl, SO4	Sample Specific Notes
17	G44S	12/16/21	0907		W	5			✓	✓	✓	✓	✓	
18	G45S	12/16/21	1001		W	5			✓	✓	✓	✓	✓	
19	G48S	12/16/21	1113		W	5			✓	✓	✓	✓	✓	
20	G47S	12/16/21	1310		W	5			✓	✓	✓	✓	✓	

Preservation Used: 1= Ice, 2= HCl; 3= H2SO4; 4=HNO3; 5=NaOH; 6= Other _____

Possible Hazard Identification:
Are any samples from a listed EPA Hazardous Waste? Please List any EPA Waste Codes for the sample in the Comments Section if the lab is to dispose of the sample

☐ Non-Hazard ☐ Flammable ☐ Skin Irritant ☐ Poison B ☐ Unknown

Sample Disposal (A fee may be assessed if samples are retained longer than 1 month)

☐ Return to Client ☐ Disposal by Lab ☐ Archive for _____ Months

Special Instructions/QC Requirements & Comments:

Custody Seals Intact ☐ Yes ☐ No | Custody Seal No | Cooler Temp (°C) Obs'd 3.7 Corr'd 3.7 | Therm ID No _____

Relinquished by	Company	Date/Time	Received by	Company	Date/Time
[signature]	TMC	12/16/21 1426	[signature]	CTA	12/16/21 1426
Relinquished by	Company	Date/Time	Received by	Company	Date/Time
Relinquished by	Company	Date/Time	Received in Laboratory by	Company	Date/Time

1/3/2022

Eurofins TestAmerica, Chicago
2417 Bond Street
University Park, IL 60484
Phone: 708-534-5200 Fax: 708-534-5211

Chain of Custody Record

eurofins | Environment Testing America

Client Information (Sub Contract Lab)	Sampler:	Lab PM: Mockler, Diana J	Carrier Tracking No(s):	COC No: 500-155261.1
Client Contact: Shipping/Receiving	Phone:	E-Mail: Diana.Mockler@Eurofinset.com	State of Origin: Illinois	Page: Page 1 of 1
Company: TestAmerica Laboratories, Inc.		Accreditations Required (See note): NELAP - Illinois		Job #: 500-209450-1
Address: 13715 Rider Trail North, ,	Due Date Requested: 12/30/2021			
City: Earth City	TAT Requested (days):			
State, Zip: MO, 63045				
Phone: 314-298-8566(Tel) 314-298-8757(Fax)	PO #:			
Email:	WO #:			
Project Name: Joliet #9 (Quarry) CCR 4Q21	Project #: 50011504			
Site: NRG Midwest Generation LSQ Joliet #9 CCR	SSOW#:			

Analysis Requested

Preservation Codes:

A - HCL, B - NaOH, C - Zn Acetate, D - Nitric Acid, E - NaHSO4, F - MeOH, G - Amchlor, H - Ascorbic Acid, I - Ice, J - DI Water, K - EDTA, L - EDA, M - Hexane, N - None, O - AsNaO2, P - Na2O4S, Q - Na2SO3, R - Na2S2O3, S - H2SO4, T - TSP Dodecahydrate, U - Acetone, V - MCAA, W - pH 4-5, Z - other (specify)

Other:

Sample Identification - Client ID (Lab ID)	Sample Date	Sample Time	Sample Type (C=comp, G=grab)	Matrix (W=water, S=solid, O=waste/oil, BT=Tissue, A=Air)	Field Filtered Sample (Yes or No)	Perform MS/MSD (Yes or No)	903.0/PrecSep_21 Standard Target List	904.0/PrecSep_0 Standard Target List	Ra226Ra228_GFPC	Total Number of containers	Special Instructions/Note:
			Preservation Code:								
T02S (500-209450-3)	12/9/21	09:39 Central		Water			X	X	X	3	Batch QC must be performed (dup, spikes, etc) - no NCMs concerning limited volume;
T08S (500-209450-4)	12/9/21	11:48 Central		Water			X	X	X	3	Batch QC must be performed (dup, spikes, etc) - no NCMs concerning limited volume;
T03S (500-209450-5)	12/9/21	13:42 Central		Water			X	X	X	3	Batch QC must be performed (dup, spikes, etc) - no NCMs concerning limited volume;

Note: Since laboratory accreditations are subject to change, Eurofins TestAmerica places the ownership of method, analyte & accreditation compliance upon out subcontract laboratories. This sample shipment is forwarded under chain-of-custody. If the laboratory does not currently maintain accreditation in the State of Origin listed above for analysis/tests/matrix being analyzed, the samples must be shipped back to the Eurofins TestAmerica laboratory or other instructions will be provided. Any changes to accreditation status should be brought to Eurofins TestAmerica attention immediately. If all requested accreditations are current to date, return the signed Chain of Custody attesting to said complicance to Eurofins TestAmerica.

Possible Hazard Identification
Unconfirmed

Sample Disposal (A fee may be assessed if samples are retained longer than 1 month)
☐ *Return To Client* ☐ *Disposal By Lab* ☐ *Archive For* _____ *Months*

Deliverable Requested: I, II, III, IV, Other (specify) Primary Deliverable Rank: 2

Special Instructions/QC Requirements:

Empty Kit Relinquished by:	Date:	Time:	Method of Shipment:		
Relinquished by: Stephanie Hernandez	Date/Time: 12/9/21 1630	Company: EA CHI	Received by: FED EX	Date/Time:	Company
Relinquished by: FED EX	Date/Time:	Company	Received by: [signature]	Date/Time: DEC 10 2021 0940	Company: EA STL
Relinquished by:	Date/Time:	Company	Received by: Autumn R. Johns	Date/Time:	Company

Custody Seals Intact: Δ Yes Δ No | Custody Seal No.: | Cooler Temperature(s) °C and Other Remarks:

Ver: 06/08/2021

Eurofins TestAmerica, Chicago
2417 Bond Street
University Park, IL 60484
Phone: 708-534-5200 Fax: 708-534-5211

Chain of Custody Record

eurofins | Environment Testing America

Client Information (Sub Contract Lab)	Sampler:	Lab PM: Mockler, Diana J	Carrier Tracking No(s):	COC No: 500-155261.1
Client Contact: Shipping/Receiving	Phone:	E-Mail: Diana.Mockler@Eurofinset.com	State of Origin: Illinois	Page: Page 1 of 1
Company: TestAmerica Laboratories, Inc.		Accreditations Required (See note): NELAP - Illinois		Job #: 500-209450-2
Address: 13715 Rider Trail North, ,	Due Date Requested: 1/13/2022			
City: Earth City	TAT Requested (days):			
State, Zip: MO, 63045				
Phone: 314-298-8566(Tel) 314-298-8757(Fax)	PO #:			
Email:	WO #:			
Project Name: Joliet #9 (Quarry) CCR 4Q21	Project #: 50011504			
Site: NRG Midwest Generation LSQ Joliet #9 CCR	SSOW#:			

Analysis Requested

Preservation Codes:
A - HCL, B - NaOH, C - Zn Acetate, D - Nitric Acid, E - NaHSO4, F - MeOH, G - Amchlor, H - Ascorbic Acid, I - Ice, J - DI Water, K - EDTA, L - EDA
M - Hexane, N - None, O - AsNaO2, P - Na2O4S, Q - Na2SO3, R - Na2S2O3, S - H2SO4, T - TSP Dodecahydrate, U - Acetone, V - MCAA, W - pH 4-5, Z - other (specify)
Other:

Sample Identification - Client ID (Lab ID)	Sample Date	Sample Time	Sample Type (C=comp, G=grab)	Matrix (W=water, S=solid, O=waste/oil, BT=Tissue, A=Air)	Field Filtered Sample (Yes or No)	Perform MS/MSD (Yes or No)	903.0/PrecSep_21 Standard Target List	904.0/PrecSep_0 Standard Target List	Ra226Ra228_GFPC	Total Number of containers	Special Instructions/Note:
			Preservation Code:								
T09S (500-209450-1)	12/8/21	11:28 Central		Water			X	X	X	3	Batch QC must be performed (dup, spikes, etc) - no NCMs concerning limited volume;
T06S (500-209450-2)	12/8/21	13:06 Central		Water			X	X	X	3	Batch QC must be performed (dup, spikes, etc) - no NCMs concerning limited volume;

Note: Since laboratory accreditations are subject to change, Eurofins TestAmerica places the ownership of method, analyte & accreditation compliance upon out subcontract laboratories. This sample shipment is forwarded under chain-of-custody. If the laboratory does not currently maintain accreditation in the State of Origin listed above for analysis/tests/matrix being analyzed, the samples must be shipped back to the Eurofins TestAmerica laboratory or other instructions will be provided. Any changes to accreditation status should be brought to Eurofins TestAmerica attention immediately. If all requested accreditations are current to date, return the signed Chain of Custody attesting to said complicance to Eurofins TestAmerica.

Possible Hazard Identification
Unconfirmed

Sample Disposal (A fee may be assessed if samples are retained longer than 1 month)
☐ *Return To Client* ☐ *Disposal By Lab* ☐ *Archive For* _____ *Months*

Deliverable Requested: I, II, III, IV, Other (specify) Primary Deliverable Rank: 2

Special Instructions/QC Requirements:

Empty Kit Relinquished by:	Date:	Time:	Method of Shipment:

Relinquished by	Date/Time	Company	Received by	Date/Time	Company
Stephanie Hernandez	12/9/21 1630	EIA-CHI	FED EX		
FED EX			[signature]	DEC 10 2021 0940	EIA STL
			Autumn R. Johnson		

Custody Seals Intact: Δ Yes Δ No
Custody Seal No.:
Cooler Temperature(s) °C and Other Remarks:

Ver: 06/08/2021

Eurofins TestAmerica, Chicago
2417 Bond Street
University Park, IL 60484
Phone: 708-534-5200 Fax: 708-534-5211

Chain of Custody Record

eurofins | Environment Testing America

Client Information (Sub Contract Lab)	Sampler:	Lab PM: Mockler, Diana J	Carrier Tracking No(s):	COC No: 500-155305.1
Client Contact: Shipping/Receiving	Phone:	E-Mail: Diana.Mockler@Eurofinset.com	State of Origin: Illinois	Page: Page 1 of 1
Company: TestAmerica Laboratories, Inc.		Accreditations Required (See note): NELAP - Illinois		Job #: 500-209450-1
Address: 13715 Rider Trail North, ,	Due Date Requested: 12/30/2021			
City: Earth City	TAT Requested (days):			
State, Zip: MO, 63045				
Phone: 314-298-8566(Tel) 314-298-8757(Fax)	PO #:			
Email:	WO #:			
Project Name: Joliet #9 (Quarry) CCR 4Q21	Project #: 50011504			
Site: NRG Midwest Generation LSQ Joliet #9 CCR	SSOW#:			

Analysis Requested

Preservation Codes:

A - HCL, B - NaOH, C - Zn Acetate, D - Nitric Acid, E - NaHSO4, F - MeOH, G - Amchlor, H - Ascorbic Acid, I - Ice, J - DI Water, K - EDTA, L - EDA, M - Hexane, N - None, O - AsNaO2, P - Na2O4S, Q - Na2SO3, R - Na2S2O3, S - H2SO4, T - TSP Dodecahydrate, U - Acetone, V - MCAA, W - pH 4-5, Z - other (specify)

Other:

Sample Identification - Client ID (Lab ID)	Sample Date	Sample Time	Sample Type (C=comp, G=grab)	Matrix (W=water, S=solid, O=waste/oil, BT=Tissue, A=Air)	Field Filtered Sample (Yes or No)	Perform MS/MSD (Yes or No)	903.0/PrecSep_21 Standard Target List	904.0/PrecSep_0 Standard Target List	Ra226Ra228_GFPC	Total Number of containers	Special Instructions/Note:
			Preservation Code:								
T05S (500-209450-6)	12/10/21	09:55 Central		Water			X	X	X	3	Batch QC must be performed (dup, spikes, etc) - no NCMs concerning limited volume;
G20S (500-209450-7)	12/10/21	11:25 Central		Water			X	X	X	3	Batch QC must be performed (dup, spikes, etc) - no NCMs concerning limited volume;

Note: Since laboratory accreditations are subject to change, Eurofins TestAmerica places the ownership of method, analyte & accreditation compliance upon out subcontract laboratories. This sample shipment is forwarded under chain-of-custody. If the laboratory does not currently maintain accreditation in the State of Origin listed above for analysis/tests/matrix being analyzed, the samples must be shipped back to the Eurofins TestAmerica laboratory or other instructions will be provided. Any changes to accreditation status should be brought to Eurofins TestAmerica attention immediately. If all requested accreditations are current to date, return the signed Chain of Custody attesting to said complicance to Eurofins TestAmerica.

Possible Hazard Identification
Unconfirmed

Sample Disposal (A fee may be assessed if samples are retained longer than 1 month)
☐ *Return To Client* ☐ *Disposal By Lab* ☐ *Archive For* _____ *Months*

Deliverable Requested: I, II, III, IV, Other (specify) Primary Deliverable Rank: 2

Special Instructions/QC Requirements:

Empty Kit Relinquished by:	Date:	Time:	Method of Shipment:

Relinquished by	Date/Time	Company	Received by	Date/Time	Company
Stephanie Hernandez	12/10/21 1630	EIA-CHI	FED EX		
FED EX			[signature]	DEC 11 2021 0910	EIA STL
			Autumn R. Johnson		

Custody Seals Intact: Δ Yes Δ No	Custody Seal No.:	Cooler Temperature(s) °C and Other Remarks:

Ver: 06/08/2021

Login Sample Receipt Checklist

Client: KPRG and Associates, Inc.

Job Number: 500-209450-1

Login Number: 209450
List Number: 1
Creator: Buckley, Paula M

List Source: Eurofins North Central, Chicago

Question	Answer	Comment
Radioactivity wasn't checked or is </= background as measured by a survey meter.	True	
The cooler's custody seal, if present, is intact.	True	
Sample custody seals, if present, are intact.	True	
The cooler or samples do not appear to have been compromised or tampered with.	True	
Samples were received on ice.	True	
Cooler Temperature is acceptable.	True	
Cooler Temperature is recorded.	True	2.1,3.2,1.0,3.9,3.8,3.0,3.7
COC is present.	True	
COC is filled out in ink and legible.	True	
COC is filled out with all pertinent information.	True	
Is the Field Sampler's name present on COC?	True	
There are no discrepancies between the containers received and the COC.	True	
Samples are received within Holding Time (excluding tests with immediate HTs)	True	
Sample containers have legible labels.	True	
Containers are not broken or leaking.	True	
Sample collection date/times are provided.	True	
Appropriate sample containers are used.	True	
Sample bottles are completely filled.	True	
Sample Preservation Verified.	True	
There is sufficient vol. for all requested analyses, incl. any requested MS/MSDs	True	
Containers requiring zero headspace have no headspace or bubble is <6mm (1/4").	N/A	
Multiphasic samples are not present.	True	
Samples do not require splitting or compositing.	True	
Residual Chlorine Checked.	N/A	

Lab Chronicle

Client: KPRG and Associates, Inc.
Project/Site: Joliet #9 (Quarry) CCR 4Q21

Job ID: 500-209450-1

Client Sample ID: T09S

Lab Sample ID: 500-209450-1
Date Collected: 12/08/21 11:28
Matrix: Water
Date Received: 12/08/21 14:29

Prep Type	Batch Type	Batch Method	Run	Dilution Factor	Batch Number	Prepared or Analyzed	Analyst	Lab
Total Recoverable	Prep	3005A			635936	12/29/21 10:14	BDE	TAL CHI
Total Recoverable	Analysis	6020A		20	636170	12/30/21 12:19	FXG	TAL CHI
Total Recoverable	Prep	3005A			635936	12/29/21 10:14	BDE	TAL CHI
Total Recoverable	Analysis	6020A		1	636170	12/30/21 14:15	FXG	TAL CHI
Total Recoverable	Prep	3005A			635936	12/29/21 10:14	BDE	TAL CHI
Total Recoverable	Analysis	6020A		1	636088	12/29/21 18:56	FXG	TAL CHI
Total/NA	Prep	7470A			633682	12/14/21 14:20	MJG	TAL CHI
Total/NA	Analysis	7470A		1	633847	12/15/21 08:49	MJG	TAL CHI
Total/NA	Analysis	SM 2540C		1	632819	12/09/21 07:35	CLB	TAL CHI
Total/NA	Analysis	SM 4500 Cl- E		3	633483	12/13/21 16:35	RES	TAL CHI
Total/NA	Analysis	SM 4500 F C		1	634708	12/20/21 17:47	EAT	TAL CHI
Total/NA	Analysis	SM 4500 SO4 E		20	633484	12/13/21 18:32	RES	TAL CHI
Total/NA	Analysis	Field Sampling		1	632892	12/08/21 11:28	JVB	TAL CHI

Client Sample ID: T06S

Lab Sample ID: 500-209450-2
Date Collected: 12/08/21 13:06
Matrix: Water
Date Received: 12/08/21 14:29

Prep Type	Batch Type	Batch Method	Run	Dilution Factor	Batch Number	Prepared or Analyzed	Analyst	Lab
Total Recoverable	Prep	3005A			635936	12/29/21 10:14	BDE	TAL CHI
Total Recoverable	Analysis	6020A		2	636170	12/30/21 12:43	FXG	TAL CHI
Total Recoverable	Prep	3005A			635936	12/29/21 10:14	BDE	TAL CHI
Total Recoverable	Analysis	6020A		1	636170	12/30/21 14:39	FXG	TAL CHI
Total Recoverable	Prep	3005A			635936	12/29/21 10:14	BDE	TAL CHI
Total Recoverable	Analysis	6020A		1	636088	12/29/21 19:13	FXG	TAL CHI
Total/NA	Prep	7470A			633682	12/14/21 14:20	MJG	TAL CHI
Total/NA	Analysis	7470A		1	633847	12/15/21 08:51	MJG	TAL CHI
Total/NA	Analysis	SM 2540C		1	632819	12/09/21 07:38	CLB	TAL CHI
Total/NA	Analysis	SM 4500 Cl- E		1	633483	12/13/21 16:34	RES	TAL CHI
Total/NA	Analysis	SM 4500 F C		1	634708	12/20/21 17:51	EAT	TAL CHI
Total/NA	Analysis	SM 4500 SO4 E		3	633484	12/13/21 18:32	RES	TAL CHI
Total/NA	Analysis	Field Sampling		1	632892	12/08/21 13:06	JVB	TAL CHI

Client Sample ID: T02S

Lab Sample ID: 500-209450-3
Date Collected: 12/09/21 09:39
Matrix: Water
Date Received: 12/09/21 14:48

Prep Type	Batch Type	Batch Method	Run	Dilution Factor	Batch Number	Prepared or Analyzed	Analyst	Lab
Total Recoverable	Prep	3005A			635936	12/29/21 10:14	BDE	TAL CHI
Total Recoverable	Analysis	6020A		10	636170	12/30/21 12:47	FXG	TAL CHI
Total Recoverable	Prep	3005A			635936	12/29/21 10:14	BDE	TAL CHI
Total Recoverable	Analysis	6020A		1	636170	12/30/21 14:43	FXG	TAL CHI
Total Recoverable	Prep	3005A			635936	12/29/21 10:14	BDE	TAL CHI
Total Recoverable	Analysis	6020A		1	636088	12/29/21 19:16	FXG	TAL CHI

Lab Chronicle

Client: KPRG and Associates, Inc.
Project/Site: Joliet #9 (Quarry) CCR 4Q21

Job ID: 500-209450-1

Client Sample ID: T02S

Lab Sample ID: 500-209450-3
Date Collected: 12/09/21 09:39
Matrix: Water
Date Received: 12/09/21 14:48

Prep Type	Batch Type	Batch Method	Run	Dilution Factor	Batch Number	Prepared or Analyzed	Analyst	Lab
Total/NA	Prep	7470A			633682	12/14/21 14:20	MJG	TAL CHI
Total/NA	Analysis	7470A		1	633847	12/15/21 08:54	MJG	TAL CHI
Total/NA	Analysis	SM 2540C		1	633495	12/14/21 04:40	CLB	TAL CHI
Total/NA	Analysis	SM 4500 Cl- E		3	633483	12/13/21 16:38	RES	TAL CHI
Total/NA	Analysis	SM 4500 F C		1	634708	12/20/21 17:54	EAT	TAL CHI
Total/NA	Analysis	SM 4500 SO4 E		10	633484	12/13/21 18:33	RES	TAL CHI
Total/NA	Analysis	Field Sampling		1	632892	12/09/21 09:39	JVB	TAL CHI

Client Sample ID: T08S

Lab Sample ID: 500-209450-4
Date Collected: 12/09/21 11:48
Matrix: Water
Date Received: 12/09/21 14:48

Prep Type	Batch Type	Batch Method	Run	Dilution Factor	Batch Number	Prepared or Analyzed	Analyst	Lab
Total Recoverable	Prep	3005A			635936	12/29/21 10:14	BDE	TAL CHI
Total Recoverable	Analysis	6020A		20	636170	12/30/21 12:50	FXG	TAL CHI
Total Recoverable	Prep	3005A			635936	12/29/21 10:14	BDE	TAL CHI
Total Recoverable	Analysis	6020A		1	636170	12/30/21 14:46	FXG	TAL CHI
Total Recoverable	Prep	3005A			635936	12/29/21 10:14	BDE	TAL CHI
Total Recoverable	Analysis	6020A		1	636088	12/29/21 19:20	FXG	TAL CHI
Total/NA	Prep	7470A			633682	12/14/21 14:20	MJG	TAL CHI
Total/NA	Analysis	7470A		1	633847	12/15/21 08:56	MJG	TAL CHI
Total/NA	Analysis	SM 2540C		1	633495	12/14/21 04:47	CLB	TAL CHI
Total/NA	Analysis	SM 4500 Cl- E		3	633483	12/13/21 16:37	RES	TAL CHI
Total/NA	Analysis	SM 4500 F C		1	634708	12/20/21 18:11	EAT	TAL CHI
Total/NA	Analysis	SM 4500 SO4 E		20	633484	12/13/21 18:33	RES	TAL CHI
Total/NA	Analysis	Field Sampling		1	632892	12/09/21 11:48	JVB	TAL CHI

Client Sample ID: T03S

Lab Sample ID: 500-209450-5
Date Collected: 12/09/21 13:42
Matrix: Water
Date Received: 12/09/21 14:48

Prep Type	Batch Type	Batch Method	Run	Dilution Factor	Batch Number	Prepared or Analyzed	Analyst	Lab
Total Recoverable	Prep	3005A			635936	12/29/21 10:14	BDE	TAL CHI
Total Recoverable	Analysis	6020A		10	636170	12/30/21 12:54	FXG	TAL CHI
Total Recoverable	Prep	3005A			635936	12/29/21 10:14	BDE	TAL CHI
Total Recoverable	Analysis	6020A		1	636170	12/30/21 14:49	FXG	TAL CHI
Total Recoverable	Prep	3005A			635936	12/29/21 10:14	BDE	TAL CHI
Total Recoverable	Analysis	6020A		1	636088	12/29/21 19:30	FXG	TAL CHI
Total/NA	Prep	7470A			633682	12/14/21 14:20	MJG	TAL CHI
Total/NA	Analysis	7470A		1	633847	12/15/21 08:58	MJG	TAL CHI
Total/NA	Analysis	SM 2540C		1	633495	12/14/21 04:53	CLB	TAL CHI
Total/NA	Analysis	SM 4500 Cl- E		5	633483	12/13/21 16:39	RES	TAL CHI
Total/NA	Analysis	SM 4500 F C		1	634708	12/20/21 18:19	EAT	TAL CHI

Lab Chronicle

Client: KPRG and Associates, Inc.
Project/Site: Joliet #9 (Quarry) CCR 4Q21

Job ID: 500-209450-1

Client Sample ID: T03S
Date Collected: 12/09/21 13:42
Date Received: 12/09/21 14:48

Lab Sample ID: 500-209450-5
Matrix: Water

Prep Type	Batch Type	Batch Method	Run	Dilution Factor	Batch Number	Prepared or Analyzed	Analyst	Lab
Total/NA	Analysis	SM 4500 SO4 E		10	633484	12/13/21 18:33	RES	TAL CHI
Total/NA	Analysis	Field Sampling		1	632892	12/09/21 13:42	JVB	TAL CHI

Client Sample ID: T05S
Date Collected: 12/10/21 09:55
Date Received: 12/10/21 14:07

Lab Sample ID: 500-209450-6
Matrix: Water

Prep Type	Batch Type	Batch Method	Run	Dilution Factor	Batch Number	Prepared or Analyzed	Analyst	Lab
Total Recoverable	Prep	3005A			635936	12/29/21 10:14	BDE	TAL CHI
Total Recoverable	Analysis	6020A		100	636170	12/30/21 12:57	FXG	TAL CHI
Total Recoverable	Prep	3005A			635936	12/29/21 10:14	BDE	TAL CHI
Total Recoverable	Analysis	6020A		1	636170	12/30/21 14:53	FXG	TAL CHI
Total Recoverable	Prep	3005A			635936	12/29/21 10:14	BDE	TAL CHI
Total Recoverable	Analysis	6020A		1	636088	12/29/21 19:33	FXG	TAL CHI
Total/NA	Prep	7470A			633682	12/14/21 14:20	MJG	TAL CHI
Total/NA	Analysis	7470A		1	633847	12/15/21 09:00	MJG	TAL CHI
Total/NA	Analysis	SM 2540C		1	633495	12/14/21 04:55	CLB	TAL CHI
Total/NA	Analysis	SM 4500 Cl- E		5	633483	12/13/21 17:03	RES	TAL CHI
Total/NA	Analysis	SM 4500 F C		1	634708	12/20/21 18:33	EAT	TAL CHI
Total/NA	Analysis	SM 4500 SO4 E		20	633484	12/13/21 18:44	RES	TAL CHI
Total/NA	Analysis	Field Sampling		1	632892	12/10/21 09:55	JVB	TAL CHI

Client Sample ID: G20S
Date Collected: 12/10/21 11:25
Date Received: 12/10/21 14:07

Lab Sample ID: 500-209450-7
Matrix: Water

Prep Type	Batch Type	Batch Method	Run	Dilution Factor	Batch Number	Prepared or Analyzed	Analyst	Lab
Total Recoverable	Prep	3005A			635936	12/29/21 10:14	BDE	TAL CHI
Total Recoverable	Analysis	6020A		5	636170	12/30/21 13:01	FXG	TAL CHI
Total Recoverable	Prep	3005A			635936	12/29/21 10:14	BDE	TAL CHI
Total Recoverable	Analysis	6020A		1	636170	12/30/21 14:56	FXG	TAL CHI
Total Recoverable	Prep	3005A			635936	12/29/21 10:14	BDE	TAL CHI
Total Recoverable	Analysis	6020A		1	636088	12/29/21 19:37	FXG	TAL CHI
Total/NA	Prep	7470A			633682	12/14/21 14:20	MJG	TAL CHI
Total/NA	Analysis	7470A		1	633847	12/15/21 09:02	MJG	TAL CHI
Total/NA	Analysis	SM 2540C		1	633495	12/14/21 04:58	CLB	TAL CHI
Total/NA	Analysis	SM 4500 Cl- E		1	633483	12/13/21 16:40	RES	TAL CHI
Total/NA	Analysis	SM 4500 F C		1	634708	12/20/21 18:36	EAT	TAL CHI
Total/NA	Analysis	SM 4500 SO4 E		3	633484	12/13/21 18:35	RES	TAL CHI
Total/NA	Analysis	Field Sampling		1	632892	12/10/21 11:25	JVB	TAL CHI

Lab Chronicle

Client: KPRG and Associates, Inc.
Project/Site: Joliet #9 (Quarry) CCR 4Q21

Job ID: 500-209450-1

Client Sample ID: T01S

Lab Sample ID: 500-209450-8
Date Collected: 12/13/21 10:42
Matrix: Water
Date Received: 12/13/21 15:10

Prep Type	Batch Type	Batch Method	Run	Dilution Factor	Batch Number	Prepared or Analyzed	Analyst	Lab
Total Recoverable	Prep	3005A			635936	12/29/21 10:14	BDE	TAL CHI
Total Recoverable	Analysis	6020A		10	636170	12/30/21 13:04	FXG	TAL CHI
Total Recoverable	Prep	3005A			635936	12/29/21 10:14	BDE	TAL CHI
Total Recoverable	Analysis	6020A		1	636170	12/30/21 15:00	FXG	TAL CHI
Total Recoverable	Prep	3005A			635936	12/29/21 10:14	BDE	TAL CHI
Total Recoverable	Analysis	6020A		1	636088	12/29/21 19:40	FXG	TAL CHI
Total/NA	Prep	7470A			633682	12/14/21 14:20	MJG	TAL CHI
Total/NA	Analysis	7470A		1	633847	12/15/21 09:29	MJG	TAL CHI
Total/NA	Analysis	SM 2540C		1	633495	12/14/21 05:00	CLB	TAL CHI
Total/NA	Analysis	SM 4500 Cl- E		3	635832	12/28/21 15:52	RES	TAL CHI
Total/NA	Analysis	SM 4500 F C		1	634708	12/20/21 18:39	EAT	TAL CHI
Total/NA	Analysis	SM 4500 SO4 E		10	635833	12/28/21 16:19	RES	TAL CHI
Total/NA	Analysis	Field Sampling		1	632892	12/13/21 10:42	JVB	TAL CHI

Client Sample ID: G33S

Lab Sample ID: 500-209450-9
Date Collected: 12/13/21 13:06
Matrix: Water
Date Received: 12/13/21 15:10

Prep Type	Batch Type	Batch Method	Run	Dilution Factor	Batch Number	Prepared or Analyzed	Analyst	Lab
Total Recoverable	Prep	3005A			635936	12/29/21 10:14	BDE	TAL CHI
Total Recoverable	Analysis	6020A		2	636170	12/30/21 13:08	FXG	TAL CHI
Total Recoverable	Prep	3005A			635936	12/29/21 10:14	BDE	TAL CHI
Total Recoverable	Analysis	6020A		1	636170	12/30/21 15:03	FXG	TAL CHI
Total Recoverable	Prep	3005A			635936	12/29/21 10:14	BDE	TAL CHI
Total Recoverable	Analysis	6020A		1	636088	12/29/21 19:43	FXG	TAL CHI
Total/NA	Prep	7470A			633682	12/14/21 14:20	MJG	TAL CHI
Total/NA	Analysis	7470A		1	633847	12/15/21 09:50	MJG	TAL CHI
Total/NA	Analysis	SM 2540C		1	633495	12/14/21 05:03	CLB	TAL CHI
Total/NA	Analysis	SM 4500 Cl- E		1	635832	12/28/21 15:53	RES	TAL CHI
Total/NA	Analysis	SM 4500 F C		1	634708	12/20/21 18:41	EAT	TAL CHI
Total/NA	Analysis	SM 4500 SO4 E		3	635833	12/28/21 16:19	RES	TAL CHI
Total/NA	Analysis	Field Sampling		1	632892	12/13/21 13:06	JVB	TAL CHI

Client Sample ID: G31S

Lab Sample ID: 500-209450-10
Date Collected: 12/13/21 14:14
Matrix: Water
Date Received: 12/13/21 15:10

Prep Type	Batch Type	Batch Method	Run	Dilution Factor	Batch Number	Prepared or Analyzed	Analyst	Lab
Total Recoverable	Prep	3005A			635936	12/29/21 10:14	BDE	TAL CHI
Total Recoverable	Analysis	6020A		10	636170	12/30/21 13:11	FXG	TAL CHI
Total Recoverable	Prep	3005A			635936	12/29/21 10:14	BDE	TAL CHI
Total Recoverable	Analysis	6020A		1	636170	12/30/21 15:07	FXG	TAL CHI
Total Recoverable	Prep	3005A			635936	12/29/21 10:14	BDE	TAL CHI
Total Recoverable	Analysis	6020A		1	636088	12/29/21 19:47	FXG	TAL CHI

Lab Chronicle

Client: KPRG and Associates, Inc.
Project/Site: Joliet #9 (Quarry) CCR 4Q21

Job ID: 500-209450-1

Client Sample ID: G31S

Lab Sample ID: 500-209450-10
Date Collected: 12/13/21 14:14
Matrix: Water
Date Received: 12/13/21 15:10

Prep Type	Batch Type	Batch Method	Run	Dilution Factor	Batch Number	Prepared or Analyzed	Analyst	Lab
Total/NA	Prep	7470A			633682	12/14/21 14:20	MJG	TAL CHI
Total/NA	Analysis	7470A		1	633847	12/15/21 09:52	MJG	TAL CHI
Total/NA	Analysis	SM 2540C		1	633495	12/14/21 05:06	CLB	TAL CHI
Total/NA	Analysis	SM 4500 Cl- E		5	635832	12/28/21 15:53	RES	TAL CHI
Total/NA	Analysis	SM 4500 F C		1	634708	12/20/21 18:45	EAT	TAL CHI
Total/NA	Analysis	SM 4500 SO4 E		10	635833	12/28/21 16:20	RES	TAL CHI
Total/NA	Analysis	Field Sampling		1	632892	12/13/21 14:14	JVB	TAL CHI

Client Sample ID: R08S

Lab Sample ID: 500-209450-11
Date Collected: 12/14/21 13:05
Matrix: Water
Date Received: 12/14/21 14:00

Prep Type	Batch Type	Batch Method	Run	Dilution Factor	Batch Number	Prepared or Analyzed	Analyst	Lab
Total Recoverable	Prep	3005A			635936	12/29/21 10:14	BDE	TAL CHI
Total Recoverable	Analysis	6020A		20	636170	12/30/21 13:14	FXG	TAL CHI
Total Recoverable	Prep	3005A			635936	12/29/21 10:14	BDE	TAL CHI
Total Recoverable	Analysis	6020A		1	636170	12/30/21 15:10	FXG	TAL CHI
Total Recoverable	Prep	3005A			635936	12/29/21 10:14	BDE	TAL CHI
Total Recoverable	Analysis	6020A		1	636088	12/29/21 19:50	FXG	TAL CHI
Total/NA	Prep	7470A			633818	12/15/21 10:20	MJG	TAL CHI
Total/NA	Analysis	7470A		1	634083	12/16/21 08:59	MJG	TAL CHI
Total/NA	Analysis	SM 2540C		1	634880	12/21/21 17:13	SMO	TAL CHI
Total/NA	Analysis	SM 4500 Cl- E		3	635832	12/28/21 15:54	RES	TAL CHI
Total/NA	Analysis	SM 4500 F C		1	634708	12/20/21 18:48	EAT	TAL CHI
Total/NA	Analysis	SM 4500 SO4 E		10	635833	12/28/21 16:20	RES	TAL CHI
Total/NA	Analysis	Field Sampling		1	632892	12/14/21 13:05	JVB	TAL CHI

Client Sample ID: G30S

Lab Sample ID: 500-209450-12
Date Collected: 12/15/21 09:03
Matrix: Water
Date Received: 12/15/21 14:15

Prep Type	Batch Type	Batch Method	Run	Dilution Factor	Batch Number	Prepared or Analyzed	Analyst	Lab
Total Recoverable	Prep	3005A			635936	12/29/21 10:14	BDE	TAL CHI
Total Recoverable	Analysis	6020A		10	636170	12/30/21 13:25	FXG	TAL CHI
Total Recoverable	Prep	3005A			635936	12/29/21 10:14	BDE	TAL CHI
Total Recoverable	Analysis	6020A		1	636170	12/30/21 15:20	FXG	TAL CHI
Total Recoverable	Prep	3005A			635936	12/29/21 10:14	BDE	TAL CHI
Total Recoverable	Analysis	6020A		1	636088	12/29/21 19:54	FXG	TAL CHI
Total/NA	Prep	7470A			634059	12/16/21 10:45	MJG	TAL CHI
Total/NA	Analysis	7470A		1	634283	12/17/21 08:46	MJG	TAL CHI
Total/NA	Analysis	SM 2540C		1	635089	12/22/21 15:31	SMO	TAL CHI
Total/NA	Analysis	SM 4500 Cl- E		5	635832	12/28/21 15:54	RES	TAL CHI
Total/NA	Analysis	SM 4500 F C		1	634708	12/20/21 18:51	EAT	TAL CHI

Lab Chronicle

Client: KPRG and Associates, Inc.
Project/Site: Joliet #9 (Quarry) CCR 4Q21

Job ID: 500-209450-1

Client Sample ID: G30S
Lab Sample ID: 500-209450-12
Date Collected: 12/15/21 09:03
Matrix: Water
Date Received: 12/15/21 14:15

Prep Type	Batch Type	Batch Method	Run	Dilution Factor	Batch Number	Prepared or Analyzed	Analyst	Lab
Total/NA	Analysis	SM 4500 SO4 E		10	635833	12/28/21 16:21	RES	TAL CHI
Total/NA	Analysis	Field Sampling		1	632892	12/15/21 09:03	JVB	TAL CHI

Client Sample ID: R32S
Lab Sample ID: 500-209450-13
Date Collected: 12/15/21 10:44
Matrix: Water
Date Received: 12/15/21 14:15

Prep Type	Batch Type	Batch Method	Run	Dilution Factor	Batch Number	Prepared or Analyzed	Analyst	Lab
Total Recoverable	Prep	3005A			635936	12/29/21 10:14	BDE	TAL CHI
Total Recoverable	Analysis	6020A		10	636170	12/30/21 13:28	FXG	TAL CHI
Total Recoverable	Prep	3005A			635936	12/29/21 10:14	BDE	TAL CHI
Total Recoverable	Analysis	6020A		1	636170	12/30/21 15:24	FXG	TAL CHI
Total Recoverable	Prep	3005A			635936	12/29/21 10:14	BDE	TAL CHI
Total Recoverable	Analysis	6020A		1	636088	12/29/21 19:57	FXG	TAL CHI
Total/NA	Prep	7470A			634059	12/16/21 10:45	MJG	TAL CHI
Total/NA	Analysis	7470A		1	634283	12/17/21 08:48	MJG	TAL CHI
Total/NA	Analysis	SM 2540C		1	635089	12/22/21 15:37	SMO	TAL CHI
Total/NA	Analysis	SM 4500 Cl- E		3	635832	12/28/21 15:54	RES	TAL CHI
Total/NA	Analysis	SM 4500 F C		1	634708	12/20/21 18:54	EAT	TAL CHI
Total/NA	Analysis	SM 4500 SO4 E		20	635833	12/28/21 16:21	RES	TAL CHI
Total/NA	Analysis	Field Sampling		1	632892	12/15/21 10:44	JVB	TAL CHI

Client Sample ID: DUP
Lab Sample ID: 500-209450-14
Date Collected: 12/15/21 10:44
Matrix: Water
Date Received: 12/15/21 14:15

Prep Type	Batch Type	Batch Method	Run	Dilution Factor	Batch Number	Prepared or Analyzed	Analyst	Lab
Total Recoverable	Prep	3005A			635936	12/29/21 10:14	BDE	TAL CHI
Total Recoverable	Analysis	6020A		20	636170	12/30/21 13:32	FXG	TAL CHI
Total Recoverable	Prep	3005A			635936	12/29/21 10:14	BDE	TAL CHI
Total Recoverable	Analysis	6020A		1	636170	12/30/21 15:27	FXG	TAL CHI
Total Recoverable	Prep	3005A			635936	12/29/21 10:14	BDE	TAL CHI
Total Recoverable	Analysis	6020A		1	636088	12/29/21 20:00	FXG	TAL CHI
Total/NA	Prep	7470A			634059	12/16/21 10:45	MJG	TAL CHI
Total/NA	Analysis	7470A		1	634283	12/17/21 08:51	MJG	TAL CHI
Total/NA	Analysis	SM 2540C		1	635089	12/22/21 15:39	SMO	TAL CHI
Total/NA	Analysis	SM 4500 Cl- E		3	635832	12/28/21 15:55	RES	TAL CHI
Total/NA	Analysis	SM 4500 F C		1	634708	12/20/21 18:57	EAT	TAL CHI
Total/NA	Analysis	SM 4500 SO4 E		20	635833	12/28/21 16:22	RES	TAL CHI
Total/NA	Analysis	Field Sampling		1	632892	12/15/21 10:44	JVB	TAL CHI

Lab Chronicle

Client: KPRG and Associates, Inc.
Project/Site: Joliet #9 (Quarry) CCR 4Q21

Job ID: 500-209450-1

Client Sample ID: G46S
Date Collected: 12/15/21 12:19
Date Received: 12/15/21 14:15

Lab Sample ID: 500-209450-15
Matrix: Water

Prep Type	Batch Type	Batch Method	Run	Dilution Factor	Batch Number	Prepared or Analyzed	Analyst	Lab
Total Recoverable	Prep	3005A			635936	12/29/21 10:14	BDE	TAL CHI
Total Recoverable	Analysis	6020A		100	636170	12/30/21 13:35	FXG	TAL CHI
Total Recoverable	Prep	3005A			635936	12/29/21 10:14	BDE	TAL CHI
Total Recoverable	Analysis	6020A		1	636170	12/30/21 15:31	FXG	TAL CHI
Total Recoverable	Prep	3005A			635936	12/29/21 10:14	BDE	TAL CHI
Total Recoverable	Analysis	6020A		1	636088	12/29/21 20:11	FXG	TAL CHI
Total/NA	Prep	7470A			634059	12/16/21 10:45	MJG	TAL CHI
Total/NA	Analysis	7470A		1	634283	12/17/21 08:53	MJG	TAL CHI
Total/NA	Analysis	SM 2540C		1	635089	12/22/21 15:43	SMO	TAL CHI
Total/NA	Analysis	SM 4500 Cl- E		3	635832	12/28/21 15:55	RES	TAL CHI
Total/NA	Analysis	SM 4500 F C		1	634708	12/20/21 19:00	EAT	TAL CHI
Total/NA	Analysis	SM 4500 SO4 E		20	635833	12/28/21 16:23	RES	TAL CHI
Total/NA	Analysis	Field Sampling		1	632892	12/15/21 12:19	JVB	TAL CHI

Client Sample ID: T04S
Date Collected: 12/15/21 13:20
Date Received: 12/15/21 14:15

Lab Sample ID: 500-209450-16
Matrix: Water

Prep Type	Batch Type	Batch Method	Run	Dilution Factor	Batch Number	Prepared or Analyzed	Analyst	Lab
Total/NA	Analysis	Field Sampling		1	632892	12/15/21 13:20	JVB	TAL CHI

Client Sample ID: G44S
Date Collected: 12/16/21 09:07
Date Received: 12/16/21 14:26

Lab Sample ID: 500-209450-17
Matrix: GW

Prep Type	Batch Type	Batch Method	Run	Dilution Factor	Batch Number	Prepared or Analyzed	Analyst	Lab
Total Recoverable	Prep	3005A			635936	12/29/21 10:14	BDE	TAL CHI
Total Recoverable	Analysis	6020A		5	636170	12/30/21 13:39	FXG	TAL CHI
Total Recoverable	Prep	3005A			635936	12/29/21 10:14	BDE	TAL CHI
Total Recoverable	Analysis	6020A		1	636170	12/30/21 15:34	FXG	TAL CHI
Total Recoverable	Prep	3005A			635936	12/29/21 10:14	BDE	TAL CHI
Total Recoverable	Analysis	6020A		1	636088	12/29/21 20:14	FXG	TAL CHI
Total/NA	Prep	7470A			634255	12/17/21 10:05	MJG	TAL CHI
Total/NA	Analysis	7470A		1	634589	12/20/21 08:39	MJG	TAL CHI
Total/NA	Analysis	SM 2540C		1	635119	12/22/21 16:50	SMO	TAL CHI
Total/NA	Analysis	SM 4500 Cl- E		3	635832	12/28/21 15:56	RES	TAL CHI
Total/NA	Analysis	SM 4500 F C		1	634708	12/20/21 19:14	EAT	TAL CHI
Total/NA	Analysis	SM 4500 SO4 E		10	635833	12/28/21 16:23	RES	TAL CHI
Total/NA	Analysis	Field Sampling		1	632892	12/16/21 09:07	JVB	TAL CHI

Lab Chronicle

Client: KPRG and Associates, Inc.
Project/Site: Joliet #9 (Quarry) CCR 4Q21

Job ID: 500-209450-1

Client Sample ID: G45S
Date Collected: 12/16/21 10:01
Date Received: 12/16/21 14:26

Lab Sample ID: 500-209450-18
Matrix: GW

Prep Type	Batch Type	Batch Method	Run	Dilution Factor	Batch Number	Prepared or Analyzed	Analyst	Lab
Total Recoverable	Prep	3005A			635936	12/29/21 10:14	BDE	TAL CHI
Total Recoverable	Analysis	6020A		1	636170	12/30/21 13:42	FXG	TAL CHI
Total Recoverable	Prep	3005A			635936	12/29/21 10:14	BDE	TAL CHI
Total Recoverable	Analysis	6020A		1	636088	12/29/21 20:17	FXG	TAL CHI
Total/NA	Prep	7470A			634255	12/17/21 10:05	MJG	TAL CHI
Total/NA	Analysis	7470A		1	634589	12/20/21 08:41	MJG	TAL CHI
Total/NA	Analysis	SM 2540C		1	635119	12/22/21 16:57	SMO	TAL CHI
Total/NA	Analysis	SM 4500 Cl- E		3	635832	12/28/21 15:56	RES	TAL CHI
Total/NA	Analysis	SM 4500 F C		1	634708	12/20/21 19:17	EAT	TAL CHI
Total/NA	Analysis	SM 4500 SO4 E		5	635833	12/28/21 16:23	RES	TAL CHI
Total/NA	Analysis	Field Sampling		1	632892	12/16/21 10:01	JVB	TAL CHI

Client Sample ID: G48S
Date Collected: 12/16/21 11:13
Date Received: 12/16/21 14:26

Lab Sample ID: 500-209450-19
Matrix: GW

Prep Type	Batch Type	Batch Method	Run	Dilution Factor	Batch Number	Prepared or Analyzed	Analyst	Lab
Total Recoverable	Prep	3005A			635936	12/29/21 10:14	BDE	TAL CHI
Total Recoverable	Analysis	6020A		20	636170	12/30/21 13:46	FXG	TAL CHI
Total Recoverable	Prep	3005A			635936	12/29/21 10:14	BDE	TAL CHI
Total Recoverable	Analysis	6020A		1	636170	12/30/21 15:38	FXG	TAL CHI
Total Recoverable	Prep	3005A			635936	12/29/21 10:14	BDE	TAL CHI
Total Recoverable	Analysis	6020A		1	636088	12/29/21 20:21	FXG	TAL CHI
Total/NA	Prep	7470A			634255	12/17/21 10:05	MJG	TAL CHI
Total/NA	Analysis	7470A		1	634589	12/20/21 08:44	MJG	TAL CHI
Total/NA	Analysis	SM 2540C		1	635119	12/22/21 17:00	SMO	TAL CHI
Total/NA	Analysis	SM 4500 Cl- E		3	635832	12/28/21 15:56	RES	TAL CHI
Total/NA	Analysis	SM 4500 F C		1	635765	12/28/21 10:38	EAT	TAL CHI
Total/NA	Analysis	SM 4500 SO4 E		20	635833	12/28/21 16:24	RES	TAL CHI
Total/NA	Analysis	Field Sampling		1	632892	12/16/21 11:13	JVB	TAL CHI

Client Sample ID: G47S
Date Collected: 12/16/21 13:10
Date Received: 12/16/21 14:26

Lab Sample ID: 500-209450-20
Matrix: GW

Prep Type	Batch Type	Batch Method	Run	Dilution Factor	Batch Number	Prepared or Analyzed	Analyst	Lab
Total Recoverable	Prep	3005A			635936	12/29/21 10:14	BDE	TAL CHI
Total Recoverable	Analysis	6020A		20	636170	12/30/21 13:49	FXG	TAL CHI
Total Recoverable	Prep	3005A			635936	12/29/21 10:14	BDE	TAL CHI
Total Recoverable	Analysis	6020A		1	636170	12/30/21 15:41	FXG	TAL CHI
Total Recoverable	Prep	3005A			635936	12/29/21 10:14	BDE	TAL CHI
Total Recoverable	Analysis	6020A		1	636088	12/29/21 20:24	FXG	TAL CHI
Total/NA	Prep	7470A			634255	12/17/21 10:05	MJG	TAL CHI
Total/NA	Analysis	7470A		1	634589	12/20/21 08:46	MJG	TAL CHI

Lab Chronicle

Client: KPRG and Associates, Inc.
Project/Site: Joliet #9 (Quarry) CCR 4Q21

Job ID: 500-209450-1

Client Sample ID: G47S

Date Collected: 12/16/21 13:10
Date Received: 12/16/21 14:26

Lab Sample ID: 500-209450-20

Matrix: GW

Prep Type	Batch Type	Batch Method	Run	Dilution Factor	Batch Number	Prepared or Analyzed	Analyst	Lab
Total/NA	Analysis	SM 2540C		1	635119	12/22/21 17:02	SMO	TAL CHI
Total/NA	Analysis	SM 4500 Cl- E		3	635832	12/28/21 15:57	RES	TAL CHI
Total/NA	Analysis	SM 4500 F C		1	635765	12/28/21 10:41	EAT	TAL CHI
Total/NA	Analysis	SM 4500 SO4 E		10	635833	12/28/21 16:40	RES	TAL CHI
Total/NA	Analysis	Field Sampling		1	632892	12/16/21 13:10	JVB	TAL CHI

Laboratory References:

TAL CHI = Eurofins North Central, Chicago, 2417 Bond Street, University Park, IL 60484, TEL (708)534-5200

eurofins | Environment Testing TestAmerica

TestAmerica Chicago
2417 Bond St
University Park, IL 60484-3182
Tel: 708 534 5200 Fax: 708 534 5211

Sample ID: T09S
Facility: Midwest Generation-Joliet #9 CCR
Job #: 500-209450-1

Type Sample: (circle one) Ground Water Surface Water Leachate Other:

Equipment Used: Purging Bladder Pump Dedicated (Y/N)

Sampling Bladder Pump Dedicated (Y/N)

PURGING INFORMATION

Purge Date: 12/08/21 Start Purge: 1110 (2400 Hr. Clock) End Purge: 1128

Water Volume in Casing (gallons): N/A Volume Purged (gallons): 0.58

MEASUREMENTS

Well Diameter 2.0 (inches)

Stick Up 2.40 (ft)

Ref. Measuring Pt. TIC

Well Elevation * 603.69 (ft./msl)

Water Level 94.12 (ft.)

Ground Water Elev. 509.57 (ft./msl)

Well Bottom Elevation * 444.80 (ft./msl)

	1st	2nd	Final	
pH	7.22	7.23	7.23	(std.)
SC	1,292	1,300	1,300	(umhos/cm)
Temp.	7.07	7.10	7.10	(°C)

Well Stabilization / Recharge Grid

COMMENTS

Sample Appearance/Odor: Colorless, Clear, No Odor

Weather Conditions: 32°F, Sunny, NW wind 5-10 mph

Turbidity: 13.0 NTU

Other: *Reference Measurement (updated 02/19/14)

Depth To Water from L.S. = 94.12 - 2.40 = 91.72 (ft.)

Levels were taken on 12/08/21 @ 1050.

* Total Depth: 158.59

(Updated: 10/19/2021)

Sampler Name (Print): Noe Lopez Signature:

FIELD FORM 1

eurofins | Environment Testing TestAmerica

TestAmerica Chicago
2417 Bond St
University Park, IL 60484-3182
Tel: 708 534 5200 Fax: 708 534 5211

Sample ID: T06S
Facility: Midwest Generation-Joliet #9 CCR
Job #: 500-209450-2

Type Sample: (circle one) Ground Water Surface Water Leachate Other:

Equipment Used: Purging Bladder Pump Dedicated (Y/N)

Sampling Bladder Pump Dedicated (Y/N)

PURGING INFORMATION

Purge Date: 12/08/21 Start Purge: 1250 (2400 Hr. Clock) End Purge: 1306

Water Volume in Casing (gallons): N/A Volume Purged (gallons): 0.41

MEASUREMENTS

Well Diameter 2.0 (inches)

Stick Up 2.30 (ft)

Ref. Measuring Pt. TIC

Well Elevation * 620.99 (ft./msl)

Water Level 113.37 (ft.)

Ground Water Elev. 507.62 (ft./msl)

Well Bottom Elevation * 447.94 (ft./msl)

	1st	2nd	Final	
pH	7.45	7.44	7.44	(std.)
SC	695	694	694	(umhos/cm)
Temp.	10.99	10.98	10.98	(°C)

Well Stabilization / Recharge Grid

COMMENTS

Sample Appearance/Odor: Colorless, Clear, No Odor

Weather Conditions: 34°F, Sunny, NW winds @ 5-10 mph

Turbidity: 1.96 NTU

Other: *Reference Measurement

Depth To Water from L.S. = 113.37 - 2.30 = 111.07 (ft.)

Levels were taken on 12/08/21 @ 1235

* Total Deth = 173.00

(Updated: 10/19/2021)

Sampler Name (Print): Noe Lopez Signature:

FIELD FORM 1

eurofins | Environment Testing TestAmerica

TestAmerica Chicago
2417 Bond St
University Park, IL 60484-3182
Tel: 708 534 5200 Fax: 708 534 5211

Sample ID: T02S
Facility: Midwest Generation-Joliet #9 CCR
Job #: 500-209450-3

Type Sample: (circle one) Ground Water Surface Water Leachate Other:

Equipment Used: Purging Bladder Pump Dedicated (Y/N)

Sampling Bladder Pump Dedicated (Y/N)

PURGING INFORMATION

Purge Date: 12/09/21 Start Purge: 0920 (2400 Hr. Clock) End Purge: 0939

Water Volume in Casing (gallons): N/A Volume Purged (gallons): 0.61

MEASUREMENTS

Well Diameter 2.0 (inches)

Stick Up 2.33 (ft)

Ref. Measuring Pt. TIC

Well Elevation * 626.12 (ft./msl)

Water Level 135.05 (ft.)

Ground Water Elev. 491.07 (ft./msl)

Well Bottom Elevation * 453.40 (ft./msl)

	1st	2nd	Final	
pH	7.77	7.77	7.77	(std.)
SC	1167	1169	1169	(umhos/cm)
Temp.	8.08	8.04	8.04	(°C)

Well Stabilization / Recharge Grid

COMMENTS

Sample Appearance/Odor: Colorless, Clear, No Odor

Weather Conditions: 38°F, Mostly Cloudy, SE winds @ 15-20 mph

Turbidity: 8.77 NTU

Other: *Reference Measurement

Depth To Water from L.S. = 135.05 - 2.33 = 132.72 ft

Levels were taken on 12/09/21 @ 0905.

* Total Depth = 172.75

(Updated: 10/19/2021)

Sampler Name (Print): Noe Lopez Signature:

FIELD FORM 1

eurofins | Environment Testing TestAmerica

TestAmerica Chicago
2417 Bond St
University Park, IL 60484-3182
Tel: 708 534 5200 Fax: 708 534 5211

Sample ID: T08S
Facility: Midwest Generation-Joliet #9 CCR
Job #: 500-209450-4

Type Sample: (circle one) Ground Water Surface Water Leachate Other:

Equipment Used: Purging Bladder Pump Dedicated (Y/N)

Sampling Bladder Pump Dedicated (Y/N)

PURGING INFORMATION

Purge Date: 12/09/21 Start Purge: 1130 (2400 Hr. Clock) End Purge: 1148

Water Volume in Casing (gallons): N/A Volume Purged (gallons): 0.46

MEASUREMENTS

Well Diameter 2.0 (inches)

Stick Up 2.38 (ft)

Ref. Measuring Pt. TIC

Well Elevation * 627.50 (ft./msl)

Water Level 130.25 (ft.)

Ground Water Elev. 497.25 (ft./msl)

Well Bottom Elevation * 447.38 (ft./msl)

	1st	2nd	Final	
pH	8.46	8.50	8.50	(std.)
SC	1,396	1,395	1,395	(umhos/cm)
Temp.	9.41	9.42	9.42	(°C)

Well Stabilization / Recharge Grid

COMMENTS

Sample Appearance/Odor: Colorless, Slight Turbidity, No Odor

Weather Conditions: 42°F, Cloudy, S winds @ 10-15 mph

Turbidity: 2.48 NTU

Other: *Reference Measurement

Depth To Water from L.S. = 130.25 - 2.38 = 127.87 (ft)

Levels were taken on 12/09/21 @ 1115

* Total Deth = 180.00

(Updated: 10/19/2021)

Sampler Name (Print): Noe Lopez Signature:

FIELD FORM 1

eurofins | Environment Testing TestAmerica

TestAmerica Chicago
2417 Bond St
University Park, IL 60484-3182
Tel: 708 534 5200 Fax: 708 534 5211

Sample ID: T03S
Facility: Midwest Generation-Joliet #9 CCR
Job #: 500-209450-5

Type Sample: (circle one) Ground Water Surface Water Leachate Other: _____

Equipment Used: Purging Bladder Pump Dedicated (Y/N)

Sampling Bladder Pump Dedicated (Y/N)

PURGING INFORMATION

Purge Date: 12/09/21 Start Purge: 1328 (2400 Hr. Clock) End Purge: 1342

Water Volume in Casing (gallons): N/A Volume Purged (gallons): 0.36

MEASUREMENTS

Well Diameter 2.0 (inches)

Stick Up 3.08 (ft)

Ref. Measuring Pt. TIC

Well Elevation * 629.74 (ft./msl)

Water Level 139.40 (ft.)

Ground Water Elev. 490.34 (ft./msl)

Well Bottom Elevation * 456.70 (ft./msl)

	1st	2nd	Final	
pH	7.50	7.48	7.48	(std.)
SC	1,156	1,159	1,159	(umhos/cm)
Temp.	11.82	11.80	11.80	(°C)

Well Stabilization / Recharge Grid

COMMENTS

Sample Appearance/Odor: Colorless, Slight Turbidity, No Odor

Weather Conditions: 46°F, Cloudy, S winds e 5-10 mph

Turbidity: 0.56 NTU

Other: *Reference Measurement

Depth To Water from L.S. = 139.40 - 3.08 = 136.32 (ft.)

Levels were taken on 12/09/21 @ 1320

* Total Depth = 172.95

(Updated: 10/19/2021)

Sampler Name (Print): Noe Lopez Signature: [signature]

FIELD FORM 1

eurofins | Environment Testing TestAmerica

TestAmerica Chicago
2417 Bond St
University Park, IL 60484-3182
Tel: 708 534 5200 Fax: 708 534 5211

Sample ID: T05S
Facility: Midwest Generation-Joliet #9 CCR
Job #: 500-209450-6

Type Sample: (circle one) Ground Water Surface Water Leachate Other: _____

Equipment Used: Purging Bladder Pump Dedicated (Y/N)

Sampling Bladder Pump Dedicated (Y/N)

PURGING INFORMATION

Purge Date: 12/10/21 Start Purge: 0935 (2400 Hr. Clock) End Purge: 0955

Water Volume in Casing (gallons): N/A Volume Purged (gallons): 0.65

MEASUREMENTS

Well Diameter 2.0 (inches)

Stick Up 2.40 (ft)

Ref. Measuring Pt. TIC

Well Elevation * 623.46 (ft./msl)

Water Level 126.03 (ft.)

Ground Water Elev. 497.43 (ft./msl)

Well Bottom Elevation * 448.35 (ft./msl)

	1st	2nd	Final	
pH	9.35	9.41	9.41	(std.)
SC	2070	2070	2070	(umhos/cm)
Temp.	11.43	11.41	11.41	(°C)

Well Stabilization / Recharge Grid

COMMENTS

Sample Appearance/Odor: Colorless, Clear, Slight Odor

Weather Conditions: 44°F, Sunny, E winds @ 5-10 mph

Turbidity: 3.71 NTU

Other: *Reference Measurement

Depth To Water from L.S. = 126.03 - 2.40 = 123.63 (ft.)

Levels were taken on 12/10/21 @ 0935.

* Total Deth = 175.00

(Updated: 10/19/2021)

Sampler Name (Print): Noe Lopez Signature: [signature]

FIELD FORM 1

eurofins | Environment Testing TestAmerica

TestAmerica Chicago
2417 Bond St
University Park, IL 60484-3182
Tel: 708 534 5200 Fax: 708 534 5211

Sample ID: G20S
Facility: Midwest Generation-Joliet #9 CCR
Job #: 500-209450-7

Type Sample: (circle one) Ground Water Surface Water Leachate Other: _____

Equipment Used: Purging Bladder Pump Dedicated (Y/N)

Sampling Bladder Pump Dedicated (Y/N)

PURGING INFORMATION

Purge Date: 12/10/21 Start Purge: 1105 (2400 Hr. Clock) End Purge: 1125

Water Volume in Casing (gallons): N/A Volume Purged (gallons): 0.13

MEASUREMENTS

Well Diameter 2.0 (inches)

Stick Up 2.78 (ft)

Ref. Measuring Pt. TIC

Well Elevation *580.94 (ft./msl)

Water Level 129.36 (ft.)

Ground Water Elev. 451.58 (ft./msl)

Well Bottom Elevation *442.28 (ft./msl)

	1st	2nd	Final	
pH	8.35	8.33	8.33	(std.)
SC	592	589	589	(umhos/cm)
Temp.	13.52	13.55	13.55	(°C)

Well Stabilization / Recharge Grid

COMMENTS

Sample Appearance/Odor: Colorless, Clear, Slight Odor

Weather Conditions: 49°F, Fair, E winds @ 10-15 mph

Turbidity: 1.28 NTU

Other: *Reference Measurement

Depth To Water from L.S. = 129.36 - 2.78 = 126.58 (ft.)

Levels were taken on 12/10/21 @ 1100

(Updated: 10/19/2021)

Sampler Name (Print): Noe Lopez Signature: [signature]

FIELD FORM 1

eurofins | Environment Testing TestAmerica

TestAmerica Chicago
2417 Bond St
University Park, IL 60484-3182
Tel: 708 534 5200 Fax: 708 534 5211

Sample ID: T01S
Facility: Midwest Generation-Joliet #9 CCR
Job #: 500-209450-8

Type Sample: (circle one) Ground Water Surface Water Leachate Other: _____

Equipment Used: Purging Bladder Pump Dedicated (Y/N)

Sampling Bladder Pump Dedicated (Y/N)

PURGING INFORMATION

Purge Date: 12/13/21 Start Purge: 1020 (2400 Hr. Clock) End Purge: 1042

Water Volume in Casing (gallons): N/A Volume Purged (gallons): 0.28

MEASUREMENTS

Well Diameter 2.0 (inches)

Stick Up 2.48 (ft)

Ref. Measuring Pt. TIC

Well Elevation * 621.71 (ft./msl)

Water Level 125.15 (ft.)

Ground Water Elev. 496.56 (ft./msl)

Well Bottom Elevation * 451.46 (ft./msl)

	1st	2nd	Final	
pH	7.66	7.67	7.67	(std.)
SC	1230	1234	1234	(umhos/cm)
Temp.	9.51	9.52	9.52	(°C)

Well Stabilization / Recharge Grid

COMMENTS

Sample Appearance/Odor: Tan, High Turbidity, Slight Odor

Weather Conditions: 43°F, Sunny, SW winds 5-10 mph

Turbidity: 138 NTU

Other: *Reference Measurement

Depth To Water from L.S. = 125.15 - 2.48 = 122.67 (ft)

Levels were taken on 12/13/21 @ 1005.

* Total Depth = 170.00

(Updated: 10/19/2021)

Sampler Name (Print): Noe Lopez Signature: [signature]

FIELD FORM 1

eurofins | Environment Testing TestAmerica

TestAmerica Chicago
2417 Bond St
University Park, IL 60484-3182
Tel: 708 534 5200 Fax: 708 534 5211

Sample ID: G33S
Facility: Midwest Generation-Joliet #9 CCR
Job #: 500-209450-9

Type Sample: (circle one) Ground Water Surface Water Leachate Other:

Equipment Used: Purging Bladder Pump Dedicated (Y/N)

Sampling Bladder Pump Dedicated (Y/N)

PURGING INFORMATION

Purge Date: 12/13/21 Start Purge: 1250 (2400 Hr. Clock) End Purge: 1306

Water Volume in Casing (gallons): N/A Volume Purged (gallons): 0.41

MEASUREMENTS

Well Diameter 2.0 (inches)

Stick Up 1.73 (ft)

Ref. Measuring Pt. TIC

Well Elevation *535.65 (ft./msl)

Water Level 32.98 (ft.)

Ground Water Elev. 502.67 (ft./msl)

Well Bottom Elevation *452.72 (ft./msl)

	1st	2nd	Final	
pH	7.53	7.52	7.52	(std.)
SC	629	628	628	(umhos/cm)
Temp.	13.69	13.70	13.70	(°C)

Well Stabilization / Recharge Grid

COMMENTS

Sample Appearance/Odor: Gray, Slight Turbidity, No Odor

Weather Conditions: 49°F, Sunny, SW winds 5-10 mph

Turbidity: 9.78 NTU

Other: *Reference Measurement

Depth To Water from L.S. = 32.98 - 1.73 = 31.25 (ft.)

Levels were taken on 12/13/21 @ 1245.

(Updated: 10/19/2021)

Sampler Name (Print): Noe Lopez Signature:

FIELD FORM 1

eurofins | Environment Testing TestAmerica

TestAmerica Chicago
2417 Bond St
University Park, IL 60484-3182
Tel: 708 534 5200 Fax: 708 534 5211

Sample ID: G31S
Facility: Midwest Generation-Joliet #9 CCR
Job #: 500-209450-10

Type Sample: (circle one) Ground Water Surface Water Leachate Other: _____

Equipment Used: Purging Bladder Pump Dedicated (Y/N)

Sampling Bladder Pump Dedicated (Y/N)

PURGING INFORMATION

Purge Date: 12/13/21 Start Purge: 1355 (2400 Hr. Clock) End Purge: 1414

Water Volume in Casing (gallons): N/A Volume Purged (gallons): 0.86

MEASUREMENTS

Well Diameter 2.0 (inches)

Stick Up 2.58 (ft)

Ref. Measuring Pt. TIC

Well Elevation *535.77 (ft./msl)

Water Level 28.58 (ft.)

Ground Water Elev. 507.19 (ft./msl)

Well Bottom Elevation *453.36 (ft./msl)

	1st	2nd	Final	
pH	7.29	7.29	7.29	(std.)
SC	1490	1490	1490	(umhos/cm)
Temp.	13.74	13.74	13.74	(°C)

Well Stabilization / Recharge Grid

COMMENTS

Sample Appearance/Odor: Colorless, Clear, Slight Odor

Weather Conditions: 49°F, Sunny, SW wind @ 0-5 mph

Turbidity: 1.21 NTU

Other: *Reference Measurement

Depth To Water from L.S. = 28.58 - 2.58 = 26.00 (ft)

Levels were taken on 12/13/21 @ 1350

(Updated: 10/19/2021)

Sampler Name (Print): Noe Lopez Signature: [signature]

FIELD FORM 1

eurofins | Environment Testing TestAmerica

TestAmerica Chicago
2417 Bond St
University Park, IL 60484-3182
Tel: 708 534 5200 Fax: 708 534 5211

Sample ID: R08S
Facility: Midwest Generation-Joliet #9 CCR
Job #: 500-209450-11

Type Sample: (circle one) Ground Water Surface Water Leachate Other: _____

Equipment Used: Purging Bladder Pump Dedicated (Y/N)

Sampling Bladder Pump Dedicated (Y/N)

PURGING INFORMATION

Purge Date: 12/14/21 Start Purge: 1250 (2400 Hr. Clock) End Purge: 1305

Water Volume in Casing (gallons): N/A Volume Purged (gallons): 0.77

MEASUREMENTS

Well Diameter 2.0 (inches)

Stick Up 2.55 (ft)

Ref. Measuring Pt. TIC

Well Elevation *578.51 (ft./msl)

Water Level 69.45 (ft.)

Ground Water Elev. 509.06 (ft./msl)

Well Bottom Elevation *453.08 (ft./msl)

	1st	2nd	Final	
pH	8.35	8.37	8.37	(std.)
SC	962	968	968	(umhos/cm)
Temp.	12.63	12.62	12.62	(°C)

Well Stabilization / Recharge Grid

COMMENTS

Sample Appearance/Odor: Colorless, Clear, No Odor

Weather Conditions: 53°F, Partly Cloudy, SE winds @ 5-10 mph

Turbidity: 0.57 NTU

Other: *Reference Measurement (Well ID updated 11-25-15)

Depth To Water from L.S. = 69.45 - 2.55 = 66.90 (ft)

Levels were taken on 12/14/21 @ 1245.

(Updated: 10/19/2021)

Sampler Name (Print): Noe Lopez Signature: [signature]

FIELD FORM 1

eurofins | Environment Testing TestAmerica

TestAmerica Chicago
2417 Bond St
University Park, IL 60484-3182
Tel: 708 534 5200 Fax: 708 534 5211

Sample ID: G30S
Facility: Midwest Generation-Joliet #9 CCR
Job #: 500-209450-12

Type Sample: (circle one) Ground Water Surface Water Leachate Other:

Equipment Used: Purging Bladder Pump Dedicated (Y/N)

Sampling Bladder Pump Dedicated (Y/N)

PURGING INFORMATION

Purge Date: 12/15/21 Start Purge: 0845 (2400 Hr. Clock) End Purge: 0903

Water Volume in Casing (gallons): N/A Volume Purged (gallons): 0.23

MEASUREMENTS

Well Diameter 2.0 (inches)

Stick Up 2.31 (ft)

Ref. Measuring Pt. TIC

Well Elevation *524.69 (ft./msl)

Water Level 2.21 (ft.)

Ground Water Elev. 522.48 (ft./msl)

Well Bottom Elevation *462.58 (ft./msl)

	1st	2nd	Final	
pH	7.95	7.95	7.95	(std.)
SC	1,600	1,590	1,590	(umhos/cm)
Temp.	11.25	11.28	11.28	(°C)

Well Stabilization / Recharge Grid

COMMENTS

Sample Appearance/Odor: Colorless, Clear, Moderate Odor

Weather Conditions: 57°F, Cloudy, S winds 15-20 m/h

Turbidity: 0.09 NTU

Other: *Reference Measurement

Depth To Water from L.S. = 2.21 - 2.31 = -0.10 (ft)

Levels were taken on 12/15/21 @ 0835.

(Updated: 10/19/2021)

Sampler Name (Print): Noe Lopez Signature:

FIELD FORM 1

eurofins | Environment Testing TestAmerica

TestAmerica Chicago
2417 Bond St
University Park, IL 60484-3182
Tel: 708 534 5200 Fax: 708 534 5211

Sample ID: R32S
Facility: Midwest Generation-Joliet #9 CCR
Job #: 500-209450-13

Type Sample: (circle one) Ground Water Surface Water Leachate Other: _____

Equipment Used: Purging Bladder Pump Dedicated (Y/N)

Sampling Bladder Pump Dedicated (Y/N)

PURGING INFORMATION

Purge Date: 12/15/21 Start Purge: 1025 (2400 Hr. Clock) End Purge: 1044

Water Volume in Casing (gallons): N/A Volume Purged (gallons): 0.98

MEASUREMENTS

Well Diameter 2.0 (inches)

Stick Up 2.03 (ft)

Ref. Measuring Pt. TIC

Well Elevation *536.91 (ft./msl)

Water Level 21.74 (ft.)

Ground Water Elev. 515.17 (ft./msl)

Well Bottom Elevation *457.84 (ft./msl)

	1st	2nd	Final	
pH	7.44	7.42	7.42	(std.)
SC	967	975	975	(umhos/cm)
Temp.	11.99	12.04	12.04	(°C)

Well Stabilization / Recharge Grid

COMMENTS

Sample Appearance/Odor: Colorless, Clear, No Odor

Weather Conditions: 62°F, Cloudy, S winds @ 15-20 mph

Turbidity: 0.84 NTU

Other: *Reference Measurement

Depth To Water from L.S. = 21.74 - 2.03 = 19.71 (ft.)

Levels were taken on 12/15/21 @ 1015.

(Updated: 10/19/2021)

Sampler Name (Print): Noe Lopez Signature: [signature]

FIELD FORM 1

eurofins | Environment Testing TestAmerica

TestAmerica Chicago
2417 Bond St
University Park, IL 60484-3182
Tel: 708 534 5200 Fax: 708 534 5211

Sample ID: R32S Dup
Facility: Midwest Generation-Joliet #9 CCR
Job #: 500-209450-14

Type Sample: (circle one) Ground Water Surface Water Leachate Other:

Equipment Used: Purging Bladder Pump Dedicated (Y/N)

Sampling Bladder Pump Dedicated (Y/N)

PURGING INFORMATION

Purge Date: _____ Start Purge: _____ (2400 Hr. Clock) End Purge: _____

Water Volume in Casing (gallons): N/A Volume Purged (gallons): _____

MEASUREMENTS

Well Diameter 2.0 (inches) 1st 2nd *Final*

Stick Up 2.03 (ft) pH _____ _____ _____ _____ (std.)

Ref. Measuring Pt. TIC SC _____ _____ _____ _____ (umhos/cm)

Well Elevation *536.91 (ft./msl) Temp. _____ _____ _____ _____ (°C)

Water Level _____ (ft.) Well Stabilization / Recharge Grid

Ground Water Elev. _____ (ft./msl)

Well Bottom Elevation *457.84 (ft./msl)

COMMENTS

Sample Appearance/Odor: _____

Weather Conditions: _____

Turbidity: _____

Other: *Reference Measurement

Depth To Water from L.S. =

~~Levels were~~ Samples taken on 12/15/21 @ 1044.

(Updated: 10/19/2021)

Sampler Name (Print): Noe Lopez Signature: [signature]

FIELD FORM 1

eurofins | Environment Testing TestAmerica

TestAmerica Chicago
2417 Bond St
University Park, IL 60484-3182
Tel: 708 534 5200 Fax: 708 534 5211

Sample ID: G46S
Facility: Midwest Generation-Joliet #9 CCR
Job #: 500-209450-15

Type Sample: (circle one) Ground Water Surface Water Leachate Other: _____

Equipment Used: Purging Bladder Pump Dedicated (Y/N)

Sampling Bladder Pump Dedicated (Y/N)

PURGING INFORMATION

Purge Date: 12/15/21 Start Purge: 1205 (2400 Hr. Clock) End Purge: 1219

Water Volume in Casing (gallons): N/A Volume Purged (gallons): 0.54

MEASUREMENTS

Well Diameter 4.0 (inches)

Stick Up 2.70 (ft)

Ref. Measuring Pt. TIC

Well Elevation *601.34 (ft./msl)

Water Level 105.28 (ft.)

Ground Water Elev. 496.06 (ft./msl)

Well Bottom Elevation *453.62 (ft./msl)

	1st	2nd	Final	
pH	7.53	7.53	7.53	(std.)
SC	1245	1254	1254	(umhos/cm)
Temp.	13.84	13.82	13.82	(°C)

Well Stabilization / Recharge Grid

COMMENTS

Sample Appearance/Odor: Tan, ~~Slight~~ Moderate Turbidity, No Odor

Weather Conditions: 63°F, Cloudy, S wind 15-20 mph

Turbidity: 73.1 NTU

Other: *Reference Measurement

Depth To Water from L.S. = 105.28 - 2.70 = 102.58 (ft.)

Levels were taken on 12/15/21 @ 1200

(Updated: 10/19/2021)

Sampler Name (Print): Noe Lopez Signature: [signature]

FIELD FORM 1

eurofins | Environment Testing TestAmerica

TestAmerica Chicago
2417 Bond St
University Park, IL 60484-3182
Tel: 708 534 5200 Fax: 708 534 5211

Sample ID: T04S
Facility: Midwest Generation-Joliet #9 CCR
Job #: 500-209450-110

Type Sample: (circle one) Ground Water Surface Water Leachate Other: _____

Equipment Used: Purging Bladder Pump Dedicated (Y/N)

Sampling Bladder Pump Dedicated (Y/N)

PURGING INFORMATION

Purge Date: _____ Start Purge: _____ (2400 Hr. Clock) End Purge: _____

Water Volume in Casing (gallons): N/A Volume Purged (gallons): _____

MEASUREMENTS

Well Diameter 2.0 (inches) 1st 2nd *Final*

Stick Up _____ (ft) pH _____ _____ _____ _____ (std.)

Ref. Measuring Pt. TIC SC _____ _____ _____ _____ (umhos/cm)

Well Elevation * 631.35 (ft./msl) Temp. _____ _____ _____ _____ (°C)

Water Level _____ (ft.) Well Stabilization / Recharge Grid

Ground Water Elev. _____ (ft./msl)

Well Bottom Elevation * 458.07 (ft./msl)

COMMENTS

Sample Appearance/Odor: _____

Weather Conditions: _____

Turbidity: _____

Other: *Reference Measurement

Depth To Water from L.S. = _____

Levels were taken on _____ @ _____

* Total Deth = 173.00

* Unable to purge or sample due to Property Development/Excavation on 12/15/21 @ 1320

(Updated: 10/19/2021)

Sampler Name (Print): Noe Lopez Signature: [signature]

FIELD FORM 1

eurofins | Environment Testing TestAmerica

TestAmerica Chicago
2417 Bond St
University Park, IL 60484-3182
Tel: 708 534 5200 Fax: 708 534 5211

Sample ID: G44S
Facility: Midwest Generation-Joliet #9 CCR
Job #: 500-209450-17

Type Sample: (circle one) Ground Water Surface Water Leachate Other: _____

Equipment Used: Purging Bladder Pump Dedicated (Y/N)

Sampling Bladder Pump Dedicated (Y/N)

PURGING INFORMATION

Purge Date: 12/16/21 Start Purge: 0850 (2400 Hr. Clock) End Purge: 0907

Water Volume in Casing (gallons): N/A Volume Purged (gallons): 0.55

MEASUREMENTS

Well Diameter 2.0 (inches)

Stick Up 2.18 (ft)

Ref. Measuring Pt. TIC

Well Elevation *586.49 (ft./msl)

Water Level 82.71 (ft.)

Ground Water Elev. 503.78 (ft./msl)

Well Bottom Elevation *455.11 (ft./msl)

	1st	2nd	Final	
pH	7.24	7.21	7.21	(std.)
SC	980	987	987	(umhos/cm)
Temp.	11.27	11.19	11.19	(°C)

Well Stabilization / Recharge Grid

COMMENTS

Sample Appearance/Odor: Colorless, Clear, No Odor

Weather Conditions: 39°F, Mostly Cloudy, W winds @ 15-20 mph

Turbidity: 1.29 NTU

Other: *Reference Measurement

Depth To Water from L.S. = 82.71 - 2.18 = 80.53 (ft.)

Levels were taken on 12/16/21 @ 0840.

(Updated: 10/19/2021)

Sampler Name (Print): Noe Lopez Signature: [signature]

FIELD FORM 1

eurofins | Environment Testing TestAmerica

TestAmerica Chicago
2417 Bond St
University Park, IL 60484-3182
Tel: 708 534 5200 Fax: 708 534 5211

Sample ID: G45S
Facility: Midwest Generation-Joliet #9 CCR
Job #: 500-209450-18

Type Sample: (circle one) Ground Water Surface Water Leachate Other:

Equipment Used: Purging Bladder Pump Dedicated (Y/N)

Sampling Bladder Pump Dedicated (Y/N)

PURGING INFORMATION

Purge Date: 12/16/21 Start Purge: 0945 (2400 Hr. Clock) End Purge: 1001

Water Volume in Casing (gallons): N/A Volume Purged (gallons): 1.03

MEASUREMENTS

Well Diameter 2.0 (inches)

Stick Up 2.97 (ft)

Ref. Measuring Pt. TIC

Well Elevation *603.94 (ft./msl)

Water Level 66.15 (ft.)

Ground Water Elev. 537.79 (ft./msl)

Well Bottom Elevation *471.05 (ft./msl)

	1st	2nd	Final	
pH	7.35	7.35	7.35	(std.)
SC	813	808	808	(umhos/cm)
Temp.	11.89	12.00	12.00	(°C)

Well Stabilization / Recharge Grid

COMMENTS

Sample Appearance/Odor: Colorless, Clear, Moderate Odor

Weather Conditions: 41°F, Cloudy, SW winds e 15-20 mph

Turbidity: 0.89 NTU

Other: *Reference Measurement

Depth To Water from L.S. = 66.15 - 2.97 = 63.18 (ft.)

Levels were taken on 12/16/21 @ 0940.

(Updated: 10/19/2021)

Sampler Name (Print): Noe Lopez Signature:

FIELD FORM 1

eurofins | Environment Testing TestAmerica

TestAmerica Chicago
2417 Bond St
University Park, IL 60484-3182
Tel: 708 534 5200 Fax: 708 534 5211

Sample ID: G48S
Facility: Midwest Generation-Joliet #9 CCR
Job #: 500-209450-19

Type Sample: (circle one) Ground Water Surface Water Leachate Other: _____

Equipment Used: Purging Bladder Pump Dedicated (Y/N)

Sampling Bladder Pump Dedicated (Y/N)

PURGING INFORMATION

Purge Date: 12/16/21 Start Purge: 1055 (2400 Hr. Clock) End Purge: 1113

Water Volume in Casing (gallons): N/A Volume Purged (gallons): 0.93

MEASUREMENTS

Well Diameter 4.0 (inches)

Stick Up 2.45 (ft)

Ref. Measuring Pt. TIC

Well Elevation *620.74 (ft./msl)

Water Level 105.09 (ft.)

Ground Water Elev. 515.65 (ft./msl)

Well Bottom Elevation *468.32 (ft./msl)

	1st	2nd	Final	
pH	6.99	7.02	7.02	(std.)
SC	1311	1318	1318	(umhos/cm)
Temp.	8.82	8.84	8.84	(°C)

Well Stabilization / Recharge Grid

COMMENTS

Sample Appearance/Odor: Colorless, Clear, Moderate Odor

Weather Conditions: 40°F, Mostly Cloudy, SW wind se 15-20 mph

Turbidity: 0.62 NTU

Other: *Reference Measurement

Depth To Water from L.S. = 105.09 - 2.45 = 102.64 (ft.)

Levels were taken on 12/16/21 @ 1050.

(Updated: 10/19/2021)

Sampler Name (Print): Noe Lopez Signature: [signature]

FIELD FORM 1

eurofins | Environment Testing TestAmerica

TestAmerica Chicago
2417 Bond St
University Park, IL 60484-3182
Tel: 708 534 5200 Fax: 708 534 5211

Sample ID: G47S
Facility: Midwest Generation-Joliet #9 CCR
Job #: 500-209450-20

Type Sample: (circle one) Ground Water Surface Water Leachate Other: _____

Equipment Used: Purging Bladder Pump Dedicated (Y/N)

Sampling Bladder Pump Dedicated (Y/N)

PURGING INFORMATION

Purge Date: 12/16/21 Start Purge: 1250 (2400 Hr. Clock) End Purge: 1310

Water Volume in Casing (gallons): N/A Volume Purged (gallons): 0.65

MEASUREMENTS

Well Diameter 4.0 (inches)

Stick Up 2.50 (ft)

Ref. Measuring Pt. TIC

Well Elevation *612.04 (ft./msl)

Water Level 95.98 (ft.)

Ground Water Elev. 516.06 (ft./msl)

Well Bottom Elevation *459.84 (ft./msl)

	1st	2nd	Final	
pH	8.62	8.63	8.63	(std.)
SC	1,342	1,334	1,334	(umhos/cm)
Temp.	11.05	11.06	11.06	(°C)

Well Stabilization / Recharge Grid

COMMENTS

Sample Appearance/Odor: Colorless, Clear, Slight Odor

Weather Conditions: 42°F, Sunny, W winds @ 15-20 mph

Turbidity: 0.59 NTU

Other: *Reference Measurement

Depth To Water from L.S. = 95.98 - 2.50 = 93.48 (ft.)

Levels were taken on 12/16/21 @ 1245.

(Updated: 10/19/2021)

Sampler Name (Print): Noe Lopez Signature: [signature]

FIELD FORM 1

eurofins | Environment Testing America

ANALYTICAL REPORT

Eurofins TestAmerica, Chicago
2417 Bond Street
University Park, IL 60484
Tel: (708)534-5200

Laboratory Job ID: 500-201190-1
Client Project/Site: Joliet #9 (Quarry) CCR 2Q21

For:
KPRG and Associates, Inc.
14665 West Lisbon Road,
Suite 1A
Brookfield, Wisconsin 53005

Attn: Richard Gnat

Authorized for release by:
7/16/2021 5:46:50 PM

Diana Mockler, Project Manager I
(219)252-7570
Diana.Mockler@Eurofinset.com

LINKS

Review your project results through TotalAccess

Have a Question? Ask The Expert

Visit us at:
www.eurofinsus.com/Env

This report has been electronically signed and authorized by the signatory. Electronic signature is intended to be the legally binding equivalent of a traditionally handwritten signature.

Results relate only to the items tested and the sample(s) as received by the laboratory.

Table of Contents

Cover Page 1
Table of Contents 2
Case Narrative 3
Method Summary 4
Sample Summary 5
Client Sample Results 6
Definitions 26
QC Association 27
QC Sample Results 34
Chain of Custody 46
Receipt Checklists 52
Chronicle 53

Job ID: 500-201190-1

Laboratory: Eurofins TestAmerica, Chicago

Narrative

Job Narrative
500-201190-1

Comments
No additional comments.

Receipt
The samples were received on 6/21/2021 3:16 PM. Unless otherwise noted below, the samples arrived in good condition, and where required, properly preserved and on ice. The temperatures of the 6 coolers at receipt time were 0.6º C, 1.8º C, 2.9º C, 3.6º C, 4.0º C and 5.8º C.

Metals
Method 6020A: The method blank for preparation batch 500-606931 and analytical batch 500-607492 contained Boron above the reporting limit (RL). Associated sample(s) were not re-extracted and/or re-analyzed because results were greater than 10X the value found in the method blank.

Method 6020A: The initial low level continuing calibration verification (ICVL) associated with batch 500-607568 recovered above the upper control limit for Beryllium. The samples associated with this ICVL were non-detects for the affected analyte; therefore, the data have been reported.

Method 6020A: The method blank for preparation batch 500-607199 and analytical batch 500-607568 contained Boron above the reporting limit (RL). Associated sample(s) were not re-extracted and/or re-analyzed because results were greater than 10X the value found in the method blank.

No additional analytical or quality issues were noted, other than those described above or in the Definitions/Glossary page.

General Chemistry
Method SM 4500 SO4 E: Due to the high concentration of sulfate, the matrix spike / matrix spike duplicate (MS/MSD) for analytical batch 500-609689 could not be evaluated for accuracy and precision. The associated laboratory control sample (LCS) met acceptance criteria.

No additional analytical or quality issues were noted, other than those described above or in the Definitions/Glossary page.

Method Summary

Client: KPRG and Associates, Inc.
Project/Site: Joliet #9 (Quarry) CCR 2Q21

Job ID: 500-201190-1

Method	Method Description	Protocol	Laboratory
6010C	Metals (ICP)	SW846	TAL CHI
6020A	Metals (ICP/MS)	SW846	TAL CHI
SM 2540C	Solids, Total Dissolved (TDS)	SM	TAL CHI
SM 4500 Cl- E	Chloride, Total	SM	TAL CHI
SM 4500 F C	Fluoride	SM	TAL CHI
SM 4500 SO4 E	Sulfate, Total	SM	TAL CHI
Field Sampling	Field Sampling	EPA	TAL CHI
3005A	Preparation, Total Recoverable or Dissolved Metals	SW846	TAL CHI

Protocol References:

EPA = US Environmental Protection Agency

SM = "Standard Methods For The Examination Of Water And Wastewater"

SW846 = "Test Methods For Evaluating Solid Waste, Physical/Chemical Methods", Third Edition, November 1986 And Its Updates.

Laboratory References:

TAL CHI = Eurofins TestAmerica, Chicago, 2417 Bond Street, University Park, IL 60484, TEL (708)534-5200

Sample Summary

Client: KPRG and Associates, Inc.
Project/Site: Joliet #9 (Quarry) CCR 2Q21

Job ID: 500-201190-1

Lab Sample ID	Client Sample ID	Matrix	Collected	Received	Asset ID
500-201190-1	T02S	Water	06/21/21 10:12	06/21/21 14:10	
500-201190-2	T08S	Water	06/21/21 11:46	06/21/21 14:10	
500-201190-3	T03S	Water	06/22/21 09:13	06/22/21 15:16	
500-201190-4	T06S	Water	06/22/21 10:45	06/22/21 15:16	
500-201190-5	T05S	Water	06/22/21 13:07	06/22/21 15:16	
500-201190-6	T09S	Water	06/23/21 09:43	06/23/21 15:37	
500-201190-7	G20S	Water	06/23/21 11:20	06/23/21 15:37	
500-201190-8	R08S	Water	06/23/21 14:05	06/23/21 15:37	
500-201190-9	G48S	Water	06/24/21 08:48	06/24/21 14:28	
500-201190-10	G47S	Water	06/24/21 10:15	06/24/21 14:28	
500-201190-11	G33S	Water	06/24/21 12:11	06/24/21 14:28	
500-201190-12	DUP	Water	06/24/21 12:11	06/24/21 14:28	
500-201190-13	T04S	Water	06/28/21 09:00	06/28/21 15:45	
500-201190-14	T01S	Water	06/28/21 10:01	06/28/21 15:45	
500-201190-15	R32S	Water	06/28/21 13:39	06/28/21 15:45	
500-201190-16	G45S	Water	06/28/21 14:33	06/28/21 15:45	
500-201190-17	G44S	Water	06/30/21 09:27	06/30/21 14:28	
500-201190-18	G46S	Water	06/30/21 10:22	06/30/21 14:28	
500-201190-19	G30S	Water	06/30/21 11:20	06/30/21 14:28	
500-201190-20	G31S	Water	06/30/21 13:25	06/30/21 14:28	

Client Sample Results

Client: KPRG and Associates, Inc.
Project/Site: Joliet #9 (Quarry) CCR 2Q21

Job ID: 500-201190-1

Client Sample ID: T02S

Date Collected: 06/21/21 10:12
Date Received: 06/21/21 14:10

Lab Sample ID: 500-201190-1

Matrix: Water

Method: 6010C - Metals (ICP) - Total Recoverable

Analyte	Result	Qualifier	RL	MDL	Unit	D	Prepared	Analyzed	Dil Fac
Lithium	0.038		0.010		mg/L		06/24/21 08:44	06/29/21 13:45	1

Method: 6020A - Metals (ICP/MS) - Total Recoverable

Analyte	Result	Qualifier	RL	MDL	Unit	D	Prepared	Analyzed	Dil Fac
Antimony	<0.0030		0.0030		mg/L		06/24/21 08:44	06/25/21 13:36	1
Arsenic	0.0094		0.0010		mg/L		06/24/21 08:44	06/25/21 13:36	1
Barium	0.063		0.0025		mg/L		06/24/21 08:44	06/25/21 13:36	1
Beryllium	<0.0010		0.0010		mg/L		06/24/21 08:44	06/25/21 13:36	1
Boron	5.9		1.0		mg/L		06/24/21 08:44	06/28/21 12:45	20
Cadmium	<0.00050		0.00050		mg/L		06/24/21 08:44	06/25/21 13:36	1
Calcium	49		0.20		mg/L		06/24/21 08:44	06/25/21 13:36	1
Chromium	<0.0050		0.0050		mg/L		06/24/21 08:44	06/25/21 13:36	1
Cobalt	0.0029		0.0010		mg/L		06/24/21 08:44	06/25/21 13:36	1
Lead	0.00099		0.00050		mg/L		06/24/21 08:44	06/25/21 13:36	1
Molybdenum	0.50		0.0050		mg/L		06/24/21 08:44	06/25/21 13:36	1
Selenium	<0.0025		0.0025		mg/L		06/24/21 08:44	06/25/21 13:36	1
Thallium	<0.0020		0.0020		mg/L		06/24/21 08:44	06/25/21 13:36	1

General Chemistry

Analyte	Result	Qualifier	RL	MDL	Unit	D	Prepared	Analyzed	Dil Fac
Total Dissolved Solids	920		10		mg/L			06/22/21 03:41	1
Chloride	95		10		mg/L			07/14/21 13:35	5
Fluoride	0.53		0.10		mg/L			07/15/21 17:21	1
Sulfate	380		100		mg/L			07/14/21 14:08	20

Method: Field Sampling - Field Sampling

Analyte	Result	Qualifier	NONE	NONE	Unit	D	Prepared	Analyzed	Dil Fac
Depth to water from land surface	132.96				ft			06/21/21 10:12	1
Depth to Water (ft from MP)	135.29				ft			06/21/21 10:12	1
Elevation of well (ft from MP)	626.12				ft			06/21/21 10:12	1
Field pH	7.69				SU			06/21/21 10:12	1
Field Temperature	61.3				Degrees F			06/21/21 10:12	1
Ground Water Elevation	490.83				ft			06/21/21 10:12	1
Specific Conductance	1285				umhos/cm			06/21/21 10:12	1
Well bottom elevation	453.40				ft			06/21/21 10:12	1

Client Sample Results

Client: KPRG and Associates, Inc.
Project/Site: Joliet #9 (Quarry) CCR 2Q21

Job ID: 500-201190-1

Client Sample ID: T08S

Date Collected: 06/21/21 11:46
Date Received: 06/21/21 14:10

Lab Sample ID: 500-201190-2

Matrix: Water

Method: 6010C - Metals (ICP) - Total Recoverable

Analyte	Result	Qualifier	RL	MDL	Unit	D	Prepared	Analyzed	Dil Fac
Lithium	0.035		0.010		mg/L		06/24/21 08:44	06/29/21 14:02	1

Method: 6020A - Metals (ICP/MS) - Total Recoverable

Analyte	Result	Qualifier	RL	MDL	Unit	D	Prepared	Analyzed	Dil Fac
Antimony	0.043		0.0030		mg/L		06/24/21 08:44	06/25/21 14:00	1
Arsenic	0.017		0.0010		mg/L		06/24/21 08:44	06/25/21 14:00	1
Barium	0.038		0.0025		mg/L		06/24/21 08:44	06/25/21 14:00	1
Beryllium	<0.0010		0.0010		mg/L		06/24/21 08:44	06/25/21 14:00	1
Boron	7.4		1.0		mg/L		06/24/21 08:44	06/28/21 13:09	20
Cadmium	<0.00050		0.00050		mg/L		06/24/21 08:44	06/25/21 14:00	1
Calcium	33		0.20		mg/L		06/24/21 08:44	06/25/21 14:00	1
Chromium	<0.0050		0.0050		mg/L		06/24/21 08:44	06/25/21 14:00	1
Cobalt	<0.0010		0.0010		mg/L		06/24/21 08:44	06/25/21 14:00	1
Lead	<0.00050		0.00050		mg/L		06/24/21 08:44	06/25/21 14:00	1
Molybdenum	0.71		0.0050		mg/L		06/24/21 08:44	06/25/21 14:00	1
Selenium	<0.0025		0.0025		mg/L		06/24/21 08:44	06/25/21 14:00	1
Thallium	<0.0020		0.0020		mg/L		06/24/21 08:44	06/25/21 14:00	1

General Chemistry

Analyte	Result	Qualifier	RL	MDL	Unit	D	Prepared	Analyzed	Dil Fac
Total Dissolved Solids	990		10		mg/L			06/22/21 03:44	1
Chloride	100		10		mg/L			07/14/21 13:36	5
Fluoride	0.70		0.10		mg/L			07/15/21 17:29	1
Sulfate	450		100		mg/L			07/14/21 14:09	20

Method: Field Sampling - Field Sampling

Analyte	Result	Qualifier	NONE	NONE	Unit	D	Prepared	Analyzed	Dil Fac
Depth to water from land surface	128.63				ft			06/21/21 11:46	1
Depth to Water (ft from MP)	131.01				ft			06/21/21 11:46	1
Elevation of well (ft from MP)	627.50				ft			06/21/21 11:46	1
Field pH	8.18				SU			06/21/21 11:46	1
Field Temperature	65.5				Degrees F			06/21/21 11:46	1
Ground Water Elevation	496.49				ft			06/21/21 11:46	1
Specific Conductance	1370				umhos/cm			06/21/21 11:46	1
Well bottom elevation	447.38				ft			06/21/21 11:46	1

Client Sample Results

Client: KPRG and Associates, Inc.
Project/Site: Joliet #9 (Quarry) CCR 2Q21

Job ID: 500-201190-1

Client Sample ID: T03S

Date Collected: 06/22/21 09:13
Date Received: 06/22/21 15:16

Lab Sample ID: 500-201190-3

Matrix: Water

Method: 6010C - Metals (ICP) - Total Recoverable

Analyte	Result	Qualifier	RL	MDL	Unit	D	Prepared	Analyzed	Dil Fac
Lithium	0.029		0.010		mg/L		06/24/21 08:44	06/29/21 14:05	1

Method: 6020A - Metals (ICP/MS) - Total Recoverable

Analyte	Result	Qualifier	RL	MDL	Unit	D	Prepared	Analyzed	Dil Fac
Antimony	<0.0030		0.0030		mg/L		06/24/21 08:44	06/25/21 14:03	1
Arsenic	0.0016		0.0010		mg/L		06/24/21 08:44	06/25/21 14:03	1
Barium	0.085		0.0025		mg/L		06/24/21 08:44	06/25/21 14:03	1
Beryllium	<0.0010		0.0010		mg/L		06/24/21 08:44	06/25/21 14:03	1
Boron	0.92		0.25		mg/L		06/24/21 08:44	06/28/21 13:12	5
Cadmium	<0.00050		0.00050		mg/L		06/24/21 08:44	06/25/21 14:03	1
Calcium	120		0.20		mg/L		06/24/21 08:44	06/25/21 14:03	1
Chromium	<0.0050		0.0050		mg/L		06/24/21 08:44	06/25/21 14:03	1
Cobalt	<0.0010		0.0010		mg/L		06/24/21 08:44	06/25/21 14:03	1
Lead	<0.00050		0.00050		mg/L		06/24/21 08:44	06/25/21 14:03	1
Molybdenum	0.071		0.0050		mg/L		06/24/21 08:44	06/25/21 14:03	1
Selenium	<0.0025		0.0025		mg/L		06/24/21 08:44	06/25/21 14:03	1
Thallium	<0.0020		0.0020		mg/L		06/24/21 08:44	06/25/21 14:03	1

General Chemistry

Analyte	Result	Qualifier	RL	MDL	Unit	D	Prepared	Analyzed	Dil Fac
Total Dissolved Solids	980		10		mg/L			06/23/21 05:33	1
Chloride	130		10		mg/L			07/14/21 13:36	5
Fluoride	0.23		0.10		mg/L			07/15/21 17:32	1
Sulfate	220		25		mg/L			07/14/21 14:01	5

Method: Field Sampling - Field Sampling

Analyte	Result	Qualifier	NONE	NONE	Unit	D	Prepared	Analyzed	Dil Fac
Depth to water from land surface	136.30				ft			06/22/21 09:13	1
Depth to Water (ft from MP)	139.38				ft			06/22/21 09:13	1
Elevation of well (ft from MP)	629.74				ft			06/22/21 09:13	1
Field pH	6.94				SU			06/22/21 09:13	1
Field Temperature	55.6				Degrees F			06/22/21 09:13	1
Ground Water Elevation	490.36				ft			06/22/21 09:13	1
Specific Conductance	1112				umhos/cm			06/22/21 09:13	1
Well bottom elevation	456.70				ft			06/22/21 09:13	1

Client Sample Results

Client: KPRG and Associates, Inc.
Project/Site: Joliet #9 (Quarry) CCR 2Q21

Job ID: 500-201190-1

Client Sample ID: T06S

Date Collected: 06/22/21 10:45
Date Received: 06/22/21 15:16

Lab Sample ID: 500-201190-4

Matrix: Water

Method: 6010C - Metals (ICP) - Total Recoverable

Analyte	Result	Qualifier	RL	MDL	Unit	D	Prepared	Analyzed	Dil Fac
Lithium	0.028		0.010		mg/L		06/24/21 08:44	06/29/21 14:11	1

Method: 6020A - Metals (ICP/MS) - Total Recoverable

Analyte	Result	Qualifier	RL	MDL	Unit	D	Prepared	Analyzed	Dil Fac
Antimony	0.0035		0.0030		mg/L		06/24/21 08:44	06/25/21 14:07	1
Arsenic	<0.0010		0.0010		mg/L		06/24/21 08:44	06/25/21 14:07	1
Barium	0.035		0.0025		mg/L		06/24/21 08:44	06/25/21 14:07	1
Beryllium	<0.0010		0.0010		mg/L		06/24/21 08:44	06/25/21 14:07	1
Boron	0.80		0.25		mg/L		06/24/21 08:44	06/28/21 13:15	5
Cadmium	<0.00050		0.00050		mg/L		06/24/21 08:44	06/25/21 14:07	1
Calcium	84		0.20		mg/L		06/24/21 08:44	06/25/21 14:07	1
Chromium	<0.0050		0.0050		mg/L		06/24/21 08:44	06/25/21 14:07	1
Cobalt	<0.0010		0.0010		mg/L		06/24/21 08:44	06/25/21 14:07	1
Lead	<0.00050		0.00050		mg/L		06/24/21 08:44	06/25/21 14:07	1
Molybdenum	0.0077		0.0050		mg/L		06/24/21 08:44	06/25/21 14:07	1
Selenium	<0.0025		0.0025		mg/L		06/24/21 08:44	06/25/21 14:07	1
Thallium	<0.0020		0.0020		mg/L		06/24/21 08:44	06/25/21 14:07	1

General Chemistry

Analyte	Result	Qualifier	RL	MDL	Unit	D	Prepared	Analyzed	Dil Fac
Total Dissolved Solids	530		10		mg/L			06/23/21 05:36	1
Chloride	9.9		2.0		mg/L			07/14/21 13:27	1
Fluoride	0.43		0.10		mg/L			07/15/21 17:36	1
Sulfate	100		25		mg/L			07/14/21 14:01	5

Method: Field Sampling - Field Sampling

Analyte	Result	Qualifier	NONE	NONE	Unit	D	Prepared	Analyzed	Dil Fac
Depth to water from land surface	114.56				ft			06/22/21 10:45	1
Depth to Water (ft from MP)	116.86				ft			06/22/21 10:45	1
Elevation of well (ft from MP)	620.99				ft			06/22/21 10:45	1
Field pH	7.50				SU			06/22/21 10:45	1
Field Temperature	69.8				Degrees F			06/22/21 10:45	1
Ground Water Elevation	504.13				ft			06/22/21 10:45	1
Specific Conductance	668				umhos/cm			06/22/21 10:45	1
Well bottom elevation	447.94				ft			06/22/21 10:45	1

Client Sample Results

Client: KPRG and Associates, Inc.
Project/Site: Joliet #9 (Quarry) CCR 2Q21

Job ID: 500-201190-1

Client Sample ID: T05S

Date Collected: 06/22/21 13:07
Date Received: 06/22/21 15:16

Lab Sample ID: 500-201190-5

Matrix: Water

Method: 6010C - Metals (ICP) - Total Recoverable

Analyte	Result	Qualifier	RL	MDL	Unit	D	Prepared	Analyzed	Dil Fac
Lithium	0.022		0.010		mg/L		06/24/21 08:44	06/29/21 14:27	1

Method: 6020A - Metals (ICP/MS) - Total Recoverable

Analyte	Result	Qualifier	RL	MDL	Unit	D	Prepared	Analyzed	Dil Fac
Antimony	<0.0030		0.0030		mg/L		06/24/21 08:44	06/25/21 14:10	1
Arsenic	0.13		0.0010		mg/L		06/24/21 08:44	06/25/21 14:10	1
Barium	0.010		0.0025		mg/L		06/24/21 08:44	06/25/21 14:10	1
Beryllium	<0.0010		0.0010		mg/L		06/24/21 08:44	06/25/21 14:10	1
Boron	14		5.0		mg/L		06/24/21 08:44	06/28/21 13:19	100
Cadmium	<0.00050		0.00050		mg/L		06/24/21 08:44	06/25/21 14:10	1
Calcium	3.7		0.20		mg/L		06/24/21 08:44	06/25/21 14:10	1
Chromium	<0.0050		0.0050		mg/L		06/24/21 08:44	06/25/21 14:10	1
Cobalt	<0.0010		0.0010		mg/L		06/24/21 08:44	06/25/21 14:10	1
Lead	<0.00050		0.00050		mg/L		06/24/21 08:44	06/25/21 14:10	1
Molybdenum	1.0		0.0050		mg/L		06/24/21 08:44	06/25/21 14:10	1
Selenium	0.0044		0.0025		mg/L		06/24/21 08:44	06/25/21 14:10	1
Thallium	<0.0020		0.0020		mg/L		06/24/21 08:44	06/25/21 14:10	1

General Chemistry

Analyte	Result	Qualifier	RL	MDL	Unit	D	Prepared	Analyzed	Dil Fac
Total Dissolved Solids	1600		10		mg/L			06/23/21 05:39	1
Chloride	120		10		mg/L			07/14/21 13:37	5
Fluoride	1.6		0.10		mg/L			07/15/21 17:39	1
Sulfate	630		100		mg/L			07/14/21 14:09	20

Method: Field Sampling - Field Sampling

Analyte	Result	Qualifier	NONE	NONE	Unit	D	Prepared	Analyzed	Dil Fac
Depth to water from land surface	122.29				ft			06/22/21 13:07	1
Depth to Water (ft from MP)	124.69				ft			06/22/21 13:07	1
Elevation of well (ft from MP)	623.46				ft			06/22/21 13:07	1
Field pH	9.97				SU			06/22/21 13:07	1
Field Temperature	74.1				Degrees F			06/22/21 13:07	1
Ground Water Elevation	498.77				ft			06/22/21 13:07	1
Specific Conductance	2330				umhos/cm			06/22/21 13:07	1
Well bottom elevation	448.35				ft			06/22/21 13:07	1

Client Sample Results

Client: KPRG and Associates, Inc.
Project/Site: Joliet #9 (Quarry) CCR 2Q21

Job ID: 500-201190-1

Client Sample ID: T09S

Date Collected: 06/23/21 09:43
Date Received: 06/23/21 15:37

Lab Sample ID: 500-201190-6

Matrix: Water

Method: 6010C - Metals (ICP) - Total Recoverable

Analyte	Result	Qualifier	RL	MDL	Unit	D	Prepared	Analyzed	Dil Fac
Lithium	0.095		0.010		mg/L		06/24/21 08:44	06/29/21 14:31	1

Method: 6020A - Metals (ICP/MS) - Total Recoverable

Analyte	Result	Qualifier	RL	MDL	Unit	D	Prepared	Analyzed	Dil Fac
Antimony	<0.0030		0.0030		mg/L		06/24/21 08:44	06/25/21 14:14	1
Arsenic	0.0026		0.0010		mg/L		06/24/21 08:44	06/25/21 14:14	1
Barium	0.074		0.0025		mg/L		06/24/21 08:44	06/25/21 14:14	1
Beryllium	<0.0010		0.0010		mg/L		06/24/21 08:44	06/25/21 14:14	1
Boron	8.1		1.0		mg/L		06/24/21 08:44	06/28/21 13:22	20
Cadmium	<0.00050		0.00050		mg/L		06/24/21 08:44	06/25/21 14:14	1
Calcium	120		0.20		mg/L		06/24/21 08:44	06/25/21 14:14	1
Chromium	<0.0050		0.0050		mg/L		06/24/21 08:44	06/25/21 14:14	1
Cobalt	0.0011		0.0010		mg/L		06/24/21 08:44	06/25/21 14:14	1
Lead	0.00088		0.00050		mg/L		06/24/21 08:44	06/25/21 14:14	1
Molybdenum	1.2		0.0050		mg/L		06/24/21 08:44	06/25/21 14:14	1
Selenium	<0.0025		0.0025		mg/L		06/24/21 08:44	06/25/21 14:14	1
Thallium	<0.0020		0.0020		mg/L		06/24/21 08:44	06/25/21 14:14	1

General Chemistry

Analyte	Result	Qualifier	RL	MDL	Unit	D	Prepared	Analyzed	Dil Fac
Total Dissolved Solids	1000		10		mg/L			06/27/21 22:59	1
Chloride	80		10		mg/L			07/14/21 13:37	5
Fluoride	0.40		0.10		mg/L			07/15/21 17:42	1
Sulfate	510		100		mg/L			07/14/21 14:10	20

Method: Field Sampling - Field Sampling

Analyte	Result	Qualifier	NONE	NONE	Unit	D	Prepared	Analyzed	Dil Fac
Depth to water from land surface	101.40				ft			06/23/21 09:43	1
Depth to Water (ft from MP)	103.80				ft			06/23/21 09:43	1
Elevation of well (ft from MP)	603.69				ft			06/23/21 09:43	1
Field pH	7.34				SU			06/23/21 09:43	1
Field Temperature	59.0				Degrees F			06/23/21 09:43	1
Ground Water Elevation	499.89				ft			06/23/21 09:43	1
Specific Conductance	1429				umhos/cm			06/23/21 09:43	1
Well bottom elevation	444.80				ft			06/23/21 09:43	1

Client Sample Results

Client: KPRG and Associates, Inc.
Project/Site: Joliet #9 (Quarry) CCR 2Q21

Job ID: 500-201190-1

Client Sample ID: G20S

Date Collected: 06/23/21 11:20
Date Received: 06/23/21 15:37

Lab Sample ID: 500-201190-7

Matrix: Water

Method: 6010C - Metals (ICP) - Total Recoverable

Analyte	Result	Qualifier	RL	MDL	Unit	D	Prepared	Analyzed	Dil Fac
Lithium	0.047		0.010		mg/L		06/24/21 08:44	06/29/21 14:34	1

Method: 6020A - Metals (ICP/MS) - Total Recoverable

Analyte	Result	Qualifier	RL	MDL	Unit	D	Prepared	Analyzed	Dil Fac
Antimony	<0.0030		0.0030		mg/L		06/24/21 08:44	06/25/21 14:17	1
Arsenic	<0.0010		0.0010		mg/L		06/24/21 08:44	06/25/21 14:17	1
Barium	0.047		0.0025		mg/L		06/24/21 08:44	06/25/21 14:17	1
Beryllium	<0.0010		0.0010		mg/L		06/24/21 08:44	06/25/21 14:17	1
Boron	1.3		0.25		mg/L		06/24/21 08:44	06/28/21 13:26	5
Cadmium	<0.00050		0.00050		mg/L		06/24/21 08:44	06/25/21 14:17	1
Calcium	60		0.20		mg/L		06/24/21 08:44	06/25/21 14:17	1
Chromium	<0.0050		0.0050		mg/L		06/24/21 08:44	06/25/21 14:17	1
Cobalt	<0.0010		0.0010		mg/L		06/24/21 08:44	06/25/21 14:17	1
Lead	<0.00050		0.00050		mg/L		06/24/21 08:44	06/25/21 14:17	1
Molybdenum	0.022		0.0050		mg/L		06/24/21 08:44	06/25/21 14:17	1
Selenium	<0.0025		0.0025		mg/L		06/24/21 08:44	06/25/21 14:17	1
Thallium	<0.0020		0.0020		mg/L		06/24/21 08:44	06/25/21 14:17	1

General Chemistry

Analyte	Result	Qualifier	RL	MDL	Unit	D	Prepared	Analyzed	Dil Fac
Total Dissolved Solids	390		10		mg/L			06/27/21 23:02	1
Chloride	14		2.0		mg/L			07/14/21 13:28	1
Fluoride	0.77		0.10		mg/L			07/15/21 17:55	1
Sulfate	70		25		mg/L			07/14/21 14:02	5

Method: Field Sampling - Field Sampling

Analyte	Result	Qualifier	NONE	NONE	Unit	D	Prepared	Analyzed	Dil Fac
Depth to water from land surface	46.20				ft			06/23/21 11:20	1
Depth to Water (ft from MP)	48.98				ft			06/23/21 11:20	1
Elevation of well (ft from MP)	580.94				ft			06/23/21 11:20	1
Field pH	7.46				SU			06/23/21 11:20	1
Field Temperature	63.5				Degrees F			06/23/21 11:20	1
Ground Water Elevation	531.96				ft			06/23/21 11:20	1
Specific Conductance	677				umhos/cm			06/23/21 11:20	1
Well bottom elevation	442.28				ft			06/23/21 11:20	1

Client Sample Results

Client: KPRG and Associates, Inc.
Project/Site: Joliet #9 (Quarry) CCR 2Q21

Job ID: 500-201190-1

Client Sample ID: R08S

Date Collected: 06/23/21 14:05
Date Received: 06/23/21 15:37

Lab Sample ID: 500-201190-8

Matrix: Water

Method: 6010C - Metals (ICP) - Total Recoverable

Analyte	Result	Qualifier	RL	MDL	Unit	D	Prepared	Analyzed	Dil Fac
Lithium	0.15		0.010		mg/L		06/24/21 08:44	06/29/21 14:37	1

Method: 6020A - Metals (ICP/MS) - Total Recoverable

Analyte	Result	Qualifier	RL	MDL	Unit	D	Prepared	Analyzed	Dil Fac
Antimony	<0.0030		0.0030		mg/L		06/24/21 08:44	06/25/21 14:21	1
Arsenic	0.0011		0.0010		mg/L		06/24/21 08:44	06/25/21 14:21	1
Barium	0.042		0.0025		mg/L		06/24/21 08:44	06/25/21 14:21	1
Beryllium	<0.0010		0.0010		mg/L		06/24/21 08:44	06/25/21 14:21	1
Boron	7.6		1.0		mg/L		06/24/21 08:44	06/28/21 13:29	20
Cadmium	<0.00050		0.00050		mg/L		06/24/21 08:44	06/25/21 14:21	1
Calcium	140		0.20		mg/L		06/24/21 08:44	06/25/21 14:21	1
Chromium	<0.0050		0.0050		mg/L		06/24/21 08:44	06/25/21 14:21	1
Cobalt	<0.0010		0.0010		mg/L		06/24/21 08:44	06/25/21 14:21	1
Lead	<0.00050		0.00050		mg/L		06/24/21 08:44	06/25/21 14:21	1
Molybdenum	0.37		0.0050		mg/L		06/24/21 08:44	06/25/21 14:21	1
Selenium	0.011		0.0025		mg/L		06/24/21 08:44	06/25/21 14:21	1
Thallium	<0.0020		0.0020		mg/L		06/24/21 08:44	06/25/21 14:21	1

General Chemistry

Analyte	Result	Qualifier	RL	MDL	Unit	D	Prepared	Analyzed	Dil Fac
Total Dissolved Solids	810		10		mg/L			06/27/21 23:05	1
Chloride	79		10		mg/L			07/14/21 13:38	5
Fluoride	0.16		0.10		mg/L			07/15/21 17:58	1
Sulfate	430		100		mg/L			07/14/21 14:10	20

Method: Field Sampling - Field Sampling

Analyte	Result	Qualifier	NONE	NONE	Unit	D	Prepared	Analyzed	Dil Fac
Depth to water from land surface	66.59				ft			06/23/21 14:05	1
Depth to Water (ft from MP)	69.14				ft			06/23/21 14:05	1
Elevation of well (ft from MP)	578.51				ft			06/23/21 14:05	1
Field pH	8.07				SU			06/23/21 14:05	1
Field Temperature	56.5				Degrees F			06/23/21 14:05	1
Ground Water Elevation	509.37				ft			06/23/21 14:05	1
Specific Conductance	1076				umhos/cm			06/23/21 14:05	1
Well bottom elevation	453.08				ft			06/23/21 14:05	1

Client Sample Results

Client: KPRG and Associates, Inc.
Project/Site: Joliet #9 (Quarry) CCR 2Q21

Job ID: 500-201190-1

Client Sample ID: G48S

Date Collected: 06/24/21 08:48
Date Received: 06/24/21 14:28

Lab Sample ID: 500-201190-9

Matrix: Water

Method: 6010C - Metals (ICP) - Total Recoverable

Analyte	Result	Qualifier	RL	MDL	Unit	D	Prepared	Analyzed	Dil Fac
Lithium	0.032		0.010		mg/L		06/30/21 08:25	06/30/21 20:31	1

Method: 6020A - Metals (ICP/MS) - Total Recoverable

Analyte	Result	Qualifier	RL	MDL	Unit	D	Prepared	Analyzed	Dil Fac
Antimony	<0.0030		0.0030		mg/L		06/30/21 08:25	06/30/21 18:24	1
Arsenic	0.0026		0.0010		mg/L		06/30/21 08:25	06/30/21 18:24	1
Barium	0.035		0.0025		mg/L		06/30/21 08:25	06/30/21 18:24	1
Beryllium	<0.0010		0.0010		mg/L		06/30/21 08:25	06/30/21 18:24	1
Boron	4.3	B	1.0		mg/L		06/30/21 08:25	07/01/21 13:38	20
Cadmium	<0.00050		0.00050		mg/L		06/30/21 08:25	06/30/21 18:24	1
Calcium	96		0.20		mg/L		06/30/21 08:25	06/30/21 18:24	1
Chromium	<0.0050		0.0050		mg/L		06/30/21 08:25	06/30/21 18:24	1
Cobalt	<0.0010		0.0010		mg/L		06/30/21 08:25	06/30/21 18:24	1
Lead	<0.00050		0.00050		mg/L		06/30/21 08:25	06/30/21 18:24	1
Molybdenum	0.26		0.0050		mg/L		06/30/21 08:25	06/30/21 18:24	1
Selenium	<0.0025		0.0025		mg/L		06/30/21 08:25	06/30/21 18:24	1
Thallium	<0.0020		0.0020		mg/L		06/30/21 08:25	06/30/21 18:24	1

General Chemistry

Analyte	Result	Qualifier	RL	MDL	Unit	D	Prepared	Analyzed	Dil Fac
Total Dissolved Solids	1100		10		mg/L			06/30/21 08:07	1
Chloride	96		10		mg/L			07/14/21 13:38	5
Fluoride	0.71		0.10		mg/L			07/15/21 18:01	1
Sulfate	480		100		mg/L			07/14/21 14:10	20

Method: Field Sampling - Field Sampling

Analyte	Result	Qualifier	NONE	NONE	Unit	D	Prepared	Analyzed	Dil Fac
Depth to water from land surface	102.37				ft			06/24/21 08:48	1
Depth to Water (ft from MP)	104.82				ft			06/24/21 08:48	1
Elevation of well (ft from MP)	620.74				ft			06/24/21 08:48	1
Field pH	7.27				SU			06/24/21 08:48	1
Field Temperature	59.4				Degrees F			06/24/21 08:48	1
Ground Water Elevation	515.92				ft			06/24/21 08:48	1
Specific Conductance	1610				umhos/cm			06/24/21 08:48	1
Well bottom elevation	468.32				ft			06/24/21 08:48	1

Client Sample Results

Client: KPRG and Associates, Inc.
Project/Site: Joliet #9 (Quarry) CCR 2Q21

Job ID: 500-201190-1

Client Sample ID: G47S

Date Collected: 06/24/21 10:15
Date Received: 06/24/21 14:28

Lab Sample ID: 500-201190-10

Matrix: Water

Method: 6010C - Metals (ICP) - Total Recoverable

Analyte	Result	Qualifier	RL	MDL	Unit	D	Prepared	Analyzed	Dil Fac
Lithium	0.050		0.010		mg/L		06/30/21 08:25	06/30/21 20:35	1

Method: 6020A - Metals (ICP/MS) - Total Recoverable

Analyte	Result	Qualifier	RL	MDL	Unit	D	Prepared	Analyzed	Dil Fac
Antimony	<0.0030		0.0030		mg/L		06/30/21 08:25	06/30/21 18:28	1
Arsenic	0.040		0.0010		mg/L		06/30/21 08:25	06/30/21 18:28	1
Barium	0.013		0.0025		mg/L		06/30/21 08:25	06/30/21 18:28	1
Beryllium	<0.0010		0.0010		mg/L		06/30/21 08:25	06/30/21 18:28	1
Boron	6.1	B	1.0		mg/L		06/30/21 08:25	07/01/21 13:45	20
Cadmium	<0.00050		0.00050		mg/L		06/30/21 08:25	06/30/21 18:28	1
Calcium	12		0.20		mg/L		06/30/21 08:25	06/30/21 18:28	1
Chromium	<0.0050		0.0050		mg/L		06/30/21 08:25	06/30/21 18:28	1
Cobalt	<0.0010		0.0010		mg/L		06/30/21 08:25	06/30/21 18:28	1
Lead	<0.00050		0.00050		mg/L		06/30/21 08:25	06/30/21 18:28	1
Molybdenum	0.48		0.0050		mg/L		06/30/21 08:25	06/30/21 18:28	1
Selenium	0.0027		0.0025		mg/L		06/30/21 08:25	06/30/21 18:28	1
Thallium	<0.0020		0.0020		mg/L		06/30/21 08:25	06/30/21 18:28	1

General Chemistry

Analyte	Result	Qualifier	RL	MDL	Unit	D	Prepared	Analyzed	Dil Fac
Total Dissolved Solids	1000		10		mg/L			06/30/21 08:14	1
Chloride	110		10		mg/L			07/14/21 13:38	5
Fluoride	0.66		0.10		mg/L			07/15/21 18:04	1
Sulfate	470		100		mg/L			07/14/21 14:10	20

Method: Field Sampling - Field Sampling

Analyte	Result	Qualifier	NONE	NONE	Unit	D	Prepared	Analyzed	Dil Fac
Depth to water from land surface	94.88				ft			06/24/21 10:15	1
Depth to Water (ft from MP)	97.38				ft			06/24/21 10:15	1
Elevation of well (ft from MP)	612.04				ft			06/24/21 10:15	1
Field pH	8.68				SU			06/24/21 10:15	1
Field Temperature	57.6				Degrees F			06/24/21 10:15	1
Ground Water Elevation	514.66				ft			06/24/21 10:15	1
Specific Conductance	1580				umhos/cm			06/24/21 10:15	1
Well bottom elevation	459.84				ft			06/24/21 10:15	1

Client Sample Results

Client: KPRG and Associates, Inc.
Project/Site: Joliet #9 (Quarry) CCR 2Q21

Job ID: 500-201190-1

Client Sample ID: G33S

Date Collected: 06/24/21 12:11
Date Received: 06/24/21 14:28

Lab Sample ID: 500-201190-11

Matrix: Water

Method: 6010C - Metals (ICP) - Total Recoverable

Analyte	Result	Qualifier	RL	MDL	Unit	D	Prepared	Analyzed	Dil Fac
Lithium	0.041		0.010		mg/L		06/30/21 08:25	06/30/21 20:45	1

Method: 6020A - Metals (ICP/MS) - Total Recoverable

Analyte	Result	Qualifier	RL	MDL	Unit	D	Prepared	Analyzed	Dil Fac
Antimony	<0.0030		0.0030		mg/L		06/30/21 08:25	06/30/21 18:31	1
Arsenic	<0.0010		0.0010		mg/L		06/30/21 08:25	06/30/21 18:31	1
Barium	0.11		0.0025		mg/L		06/30/21 08:25	06/30/21 18:31	1
Beryllium	<0.0010		0.0010		mg/L		06/30/21 08:25	06/30/21 18:31	1
Boron	1.3	B	0.25		mg/L		06/30/21 08:25	07/01/21 13:49	5
Cadmium	<0.00050		0.00050		mg/L		06/30/21 08:25	06/30/21 18:31	1
Calcium	55		0.20		mg/L		06/30/21 08:25	06/30/21 18:31	1
Chromium	<0.0050		0.0050		mg/L		06/30/21 08:25	06/30/21 18:31	1
Cobalt	<0.0010		0.0010		mg/L		06/30/21 08:25	06/30/21 18:31	1
Lead	0.0029		0.00050		mg/L		06/30/21 08:25	06/30/21 18:31	1
Molybdenum	<0.0050		0.0050		mg/L		06/30/21 08:25	06/30/21 18:31	1
Selenium	<0.0025		0.0025		mg/L		06/30/21 08:25	06/30/21 18:31	1
Thallium	<0.0020		0.0020		mg/L		06/30/21 08:25	06/30/21 18:31	1

General Chemistry

Analyte	Result	Qualifier	RL	MDL	Unit	D	Prepared	Analyzed	Dil Fac
Total Dissolved Solids	430		10		mg/L			06/30/21 08:20	1
Chloride	10		2.0		mg/L			07/14/21 13:29	1
Fluoride	0.89		0.10		mg/L			07/15/21 18:08	1
Sulfate	69		25		mg/L			07/14/21 14:05	5

Method: Field Sampling - Field Sampling

Analyte	Result	Qualifier	NONE	NONE	Unit	D	Prepared	Analyzed	Dil Fac
Depth to water from land surface	31.69				ft			06/24/21 12:11	1
Depth to Water (ft from MP)	33.42				ft			06/24/21 12:11	1
Elevation of well (ft from MP)	535.65				ft			06/24/21 12:11	1
Field pH	7.50				SU			06/24/21 12:11	1
Field Temperature	58.6				Degrees F			06/24/21 12:11	1
Ground Water Elevation	502.33				ft			06/24/21 12:11	1
Specific Conductance	636				umhos/cm			06/24/21 12:11	1
Well bottom elevation	452.72				ft			06/24/21 12:11	1

Client Sample Results

Client: KPRG and Associates, Inc.
Project/Site: Joliet #9 (Quarry) CCR 2Q21

Job ID: 500-201190-1

Client Sample ID: DUP

Date Collected: 06/24/21 12:11
Date Received: 06/24/21 14:28

Lab Sample ID: 500-201190-12

Matrix: Water

Method: 6010C - Metals (ICP) - Total Recoverable

Analyte	Result	Qualifier	RL	MDL	Unit	D	Prepared	Analyzed	Dil Fac
Lithium	0.035		0.010		mg/L		06/30/21 08:25	06/30/21 20:48	1

Method: 6020A - Metals (ICP/MS) - Total Recoverable

Analyte	Result	Qualifier	RL	MDL	Unit	D	Prepared	Analyzed	Dil Fac
Antimony	<0.0030		0.0030		mg/L		06/30/21 08:25	06/30/21 18:35	1
Arsenic	0.0010		0.0010		mg/L		06/30/21 08:25	06/30/21 18:35	1
Barium	0.077		0.0025		mg/L		06/30/21 08:25	06/30/21 18:35	1
Beryllium	<0.0010		0.0010		mg/L		06/30/21 08:25	06/30/21 18:35	1
Boron	0.92	B	0.25		mg/L		06/30/21 08:25	07/01/21 13:52	5
Cadmium	<0.00050		0.00050		mg/L		06/30/21 08:25	06/30/21 18:35	1
Calcium	56		0.20		mg/L		06/30/21 08:25	06/30/21 18:35	1
Chromium	<0.0050		0.0050		mg/L		06/30/21 08:25	06/30/21 18:35	1
Cobalt	<0.0010		0.0010		mg/L		06/30/21 08:25	06/30/21 18:35	1
Lead	0.0019		0.00050		mg/L		06/30/21 08:25	06/30/21 18:35	1
Molybdenum	<0.0050		0.0050		mg/L		06/30/21 08:25	06/30/21 18:35	1
Selenium	<0.0025		0.0025		mg/L		06/30/21 08:25	06/30/21 18:35	1
Thallium	<0.0020		0.0020		mg/L		06/30/21 08:25	06/30/21 18:35	1

General Chemistry

Analyte	Result	Qualifier	RL	MDL	Unit	D	Prepared	Analyzed	Dil Fac
Total Dissolved Solids	340		10		mg/L			06/30/21 08:22	1
Chloride	13		2.0		mg/L			07/14/21 13:29	1
Fluoride	0.72		0.10		mg/L			07/15/21 18:10	1
Sulfate	69		25		mg/L			07/14/21 14:05	5

Method: Field Sampling - Field Sampling

Analyte	Result	Qualifier	NONE	NONE	Unit	D	Prepared	Analyzed	Dil Fac
Depth to water from land surface	31.69				ft			06/24/21 12:11	1
Depth to Water (ft from MP)	33.42				ft			06/24/21 12:11	1
Elevation of well (ft from MP)	535.65				ft			06/24/21 12:11	1
Field pH	7.50				SU			06/24/21 12:11	1
Field Temperature	58.6				Degrees F			06/24/21 12:11	1
Ground Water Elevation	502.23				ft			06/24/21 12:11	1
Specific Conductance	636				umhos/cm			06/24/21 12:11	1
Well bottom elevation	452.72				ft			06/24/21 12:11	1

Client Sample Results

Client: KPRG and Associates, Inc.
Project/Site: Joliet #9 (Quarry) CCR 2Q21

Job ID: 500-201190-1

Client Sample ID: T04S

Date Collected: 06/28/21 09:00
Date Received: 06/28/21 15:45

Lab Sample ID: 500-201190-13

Matrix: Water

Method: Field Sampling - Field Sampling

Analyte	Result	Qualifier	NONE	NONE	Unit	D	Prepared	Analyzed	Dil Fac
Depth to water from land surface	0				ft			06/28/21 09:00	1
Depth to Water (ft from MP)	0				ft			06/28/21 09:00	1
Elevation of well (ft from MP)	631.35				ft			06/28/21 09:00	1
Field pH	0				SU			06/28/21 09:00	1
Field Temperature	0				Degrees F			06/28/21 09:00	1
Ground Water Elevation	0				ft			06/28/21 09:00	1
Specific Conductance	0				umhos/cm			06/28/21 09:00	1
Well bottom elevation	458.07				ft			06/28/21 09:00	1

Client Sample Results

Client: KPRG and Associates, Inc.
Project/Site: Joliet #9 (Quarry) CCR 2Q21

Job ID: 500-201190-1

Client Sample ID: T01S

Date Collected: 06/28/21 10:01
Date Received: 06/28/21 15:45

Lab Sample ID: 500-201190-14

Matrix: Water

Method: 6010C - Metals (ICP) - Total Recoverable

Analyte	Result	Qualifier	RL	MDL	Unit	D	Prepared	Analyzed	Dil Fac
Lithium	0.022		0.010		mg/L		06/30/21 08:25	06/30/21 20:52	1

Method: 6020A - Metals (ICP/MS) - Total Recoverable

Analyte	Result	Qualifier	RL	MDL	Unit	D	Prepared	Analyzed	Dil Fac
Antimony	<3.0		3.0		ug/L		06/30/21 08:25	06/30/21 18:38	1
Arsenic	0.014		0.0010		mg/L		06/30/21 08:25	06/30/21 18:38	1
Barium	0.094		0.0025		mg/L		06/30/21 08:25	06/30/21 18:38	1
Beryllium	<1.0		1.0		ug/L		06/30/21 08:25	06/30/21 18:38	1
Boron	4.6	B	0.50		mg/L		06/30/21 08:25	07/01/21 13:56	10
Cadmium	<0.50		0.50		ug/L		06/30/21 08:25	06/30/21 18:38	1
Calcium	51		0.20		mg/L		06/30/21 08:25	06/30/21 18:38	1
Chromium	17		5.0		ug/L		06/30/21 08:25	06/30/21 18:38	1
Cobalt	0.0052		0.0010		mg/L		06/30/21 08:25	06/30/21 18:38	1
Lead	0.0056		0.00050		mg/L		06/30/21 08:25	06/30/21 18:38	1
Molybdenum	0.31		0.0050		mg/L		06/30/21 08:25	06/30/21 18:38	1
Selenium	<0.0025		0.0025		mg/L		06/30/21 08:25	06/30/21 18:38	1
Thallium	<2.0		2.0		ug/L		06/30/21 08:25	06/30/21 18:38	1

General Chemistry

Analyte	Result	Qualifier	RL	MDL	Unit	D	Prepared	Analyzed	Dil Fac
Total Dissolved Solids	910		10		mg/L			06/30/21 08:25	1
Chloride	100		10		mg/L			07/14/21 13:39	5
Fluoride	1.2		0.10		mg/L			07/15/21 18:13	1
Sulfate	430		100		mg/L			07/14/21 14:12	20

Method: Field Sampling - Field Sampling

Analyte	Result	Qualifier	NONE	NONE	Unit	D	Prepared	Analyzed	Dil Fac
Depth to water from land surface	117.96				ft			06/28/21 10:01	1
Depth to Water (ft from MP)	120.44				ft			06/28/21 10:01	1
Elevation of well (ft from MP)	621.71				ft			06/28/21 10:01	1
Field pH	7.63				SU			06/28/21 10:01	1
Field Temperature	77.0				Degrees F			06/28/21 10:01	1
Ground Water Elevation	501.27				ft			06/28/21 10:01	1
Specific Conductance	1374				umhos/cm			06/28/21 10:01	1
Well bottom elevation	451.46				ft			06/28/21 10:01	1

Client Sample Results

Client: KPRG and Associates, Inc.
Project/Site: Joliet #9 (Quarry) CCR 2Q21

Job ID: 500-201190-1

Client Sample ID: R32S

Date Collected: 06/28/21 13:39
Date Received: 06/28/21 15:45

Lab Sample ID: 500-201190-15

Matrix: Water

Method: 6010C - Metals (ICP) - Total Recoverable

Analyte	Result	Qualifier	RL	MDL	Unit	D	Prepared	Analyzed	Dil Fac
Lithium	0.071		0.010		mg/L		06/30/21 08:25	06/30/21 20:55	1

Method: 6020A - Metals (ICP/MS) - Total Recoverable

Analyte	Result	Qualifier	RL	MDL	Unit	D	Prepared	Analyzed	Dil Fac
Antimony	<3.0		3.0		ug/L		06/30/21 08:25	06/30/21 18:42	1
Arsenic	<0.0010		0.0010		mg/L		06/30/21 08:25	06/30/21 18:42	1
Barium	0.036		0.0025		mg/L		06/30/21 08:25	06/30/21 18:42	1
Beryllium	<1.0		1.0		ug/L		06/30/21 08:25	06/30/21 18:42	1
Boron	4.0	B	0.50		mg/L		06/30/21 08:25	07/01/21 13:59	10
Cadmium	<0.50		0.50		ug/L		06/30/21 08:25	06/30/21 18:42	1
Calcium	130		0.20		mg/L		06/30/21 08:25	06/30/21 18:42	1
Chromium	<5.0		5.0		ug/L		06/30/21 08:25	06/30/21 18:42	1
Cobalt	<0.0010		0.0010		mg/L		06/30/21 08:25	06/30/21 18:42	1
Lead	<0.00050		0.00050		mg/L		06/30/21 08:25	06/30/21 18:42	1
Molybdenum	0.53		0.0050		mg/L		06/30/21 08:25	06/30/21 18:42	1
Selenium	<0.0025		0.0025		mg/L		06/30/21 08:25	06/30/21 18:42	1
Thallium	<2.0		2.0		ug/L		06/30/21 08:25	06/30/21 18:42	1

General Chemistry

Analyte	Result	Qualifier	RL	MDL	Unit	D	Prepared	Analyzed	Dil Fac
Total Dissolved Solids	790		10		mg/L			06/30/21 08:27	1
Chloride	56		10		mg/L			07/14/21 13:39	5
Fluoride	0.30		0.10		mg/L			07/15/21 18:16	1
Sulfate	430		100		mg/L			07/14/21 14:12	20

Method: Field Sampling - Field Sampling

Analyte	Result	Qualifier	NONE	NONE	Unit	D	Prepared	Analyzed	Dil Fac
Depth to water from land surface	17.65				ft			06/28/21 13:39	1
Depth to Water (ft from MP)	19.68				ft			06/28/21 13:39	1
Elevation of well (ft from MP)	536.91				ft			06/28/21 13:39	1
Field pH	7.16				SU			06/28/21 13:39	1
Field Temperature	55.8				Degrees F			06/28/21 13:39	1
Ground Water Elevation	517.23				ft			06/28/21 13:39	1
Specific Conductance	952				umhos/cm			06/28/21 13:39	1
Well bottom elevation	457.84				ft			06/28/21 13:39	1

Client Sample Results

Client: KPRG and Associates, Inc.
Project/Site: Joliet #9 (Quarry) CCR 2Q21

Job ID: 500-201190-1

Client Sample ID: G45S

Date Collected: 06/28/21 14:33
Date Received: 06/28/21 15:45

Lab Sample ID: 500-201190-16

Matrix: Water

Method: 6010C - Metals (ICP) - Total Recoverable

Analyte	Result	Qualifier	RL	MDL	Unit	D	Prepared	Analyzed	Dil Fac
Lithium	0.031		0.010		mg/L		06/30/21 08:25	06/30/21 20:59	1

Method: 6020A - Metals (ICP/MS) - Total Recoverable

Analyte	Result	Qualifier	RL	MDL	Unit	D	Prepared	Analyzed	Dil Fac
Antimony	<3.0		3.0		ug/L		06/30/21 08:25	06/30/21 18:45	1
Arsenic	0.010		0.0010		mg/L		06/30/21 08:25	06/30/21 18:45	1
Barium	0.034		0.0025		mg/L		06/30/21 08:25	06/30/21 18:45	1
Beryllium	<1.0		1.0		ug/L		06/30/21 08:25	06/30/21 18:45	1
Boron	0.44		0.050		mg/L		07/02/21 08:27	07/02/21 22:25	1
Cadmium	<0.50		0.50		ug/L		06/30/21 08:25	06/30/21 18:45	1
Calcium	91		0.20		mg/L		06/30/21 08:25	06/30/21 18:45	1
Chromium	<5.0		5.0		ug/L		06/30/21 08:25	06/30/21 18:45	1
Cobalt	<0.0010		0.0010		mg/L		06/30/21 08:25	06/30/21 18:45	1
Lead	<0.00050		0.00050		mg/L		06/30/21 08:25	06/30/21 18:45	1
Molybdenum	0.0083		0.0050		mg/L		06/30/21 08:25	06/30/21 18:45	1
Selenium	<0.0025		0.0025		mg/L		06/30/21 08:25	06/30/21 18:45	1
Thallium	<2.0		2.0		ug/L		06/30/21 08:25	06/30/21 18:45	1

General Chemistry

Analyte	Result	Qualifier	RL	MDL	Unit	D	Prepared	Analyzed	Dil Fac
Total Dissolved Solids	680		10		mg/L			06/30/21 08:30	1
Chloride	110		10		mg/L			07/14/21 13:39	5
Fluoride	0.35		0.10		mg/L			07/15/21 18:20	1
Sulfate	150		25		mg/L			07/14/21 14:06	5

Method: Field Sampling - Field Sampling

Analyte	Result	Qualifier	NONE	NONE	Unit	D	Prepared	Analyzed	Dil Fac
Depth to water from land surface	64.03				ft			06/28/21 14:33	1
Depth to Water (ft from MP)	67.00				ft			06/28/21 14:33	1
Elevation of well (ft from MP)	603.94				ft			06/28/21 14:33	1
Field pH	7.20				SU			06/28/21 14:33	1
Field Temperature	60.1				Degrees F			06/28/21 14:33	1
Ground Water Elevation	536.94				ft			06/28/21 14:33	1
Specific Conductance	1011				umhos/cm			06/28/21 14:33	1
Well bottom elevation	471.05				ft			06/28/21 14:33	1

Client Sample Results

Client: KPRG and Associates, Inc.
Project/Site: Joliet #9 (Quarry) CCR 2Q21

Job ID: 500-201190-1

Client Sample ID: G44S

Date Collected: 06/30/21 09:27
Date Received: 06/30/21 14:28

Lab Sample ID: 500-201190-17

Matrix: Water

Method: 6010C - Metals (ICP) - Total Recoverable

Analyte	Result	Qualifier	RL	MDL	Unit	D	Prepared	Analyzed	Dil Fac
Lithium	0.026		0.010		mg/L		07/01/21 09:27	07/01/21 19:00	1

Method: 6020A - Metals (ICP/MS) - Total Recoverable

Analyte	Result	Qualifier	RL	MDL	Unit	D	Prepared	Analyzed	Dil Fac
Antimony	<3.0		3.0		ug/L		07/01/21 09:27	07/01/21 19:56	1
Arsenic	<0.0010		0.0010		mg/L		07/01/21 09:27	07/01/21 19:56	1
Barium	0.058		0.0025		mg/L		07/01/21 09:27	07/02/21 12:49	1
Beryllium	<1.0	^1+	1.0		ug/L		07/01/21 09:27	07/02/21 12:49	1
Boron	1.9	B	0.25		mg/L		07/01/21 09:27	07/02/21 11:45	5
Cadmium	<0.50		0.50		ug/L		07/01/21 09:27	07/01/21 19:56	1
Calcium	120		0.20		mg/L		07/01/21 09:27	07/02/21 12:49	1
Chromium	<5.0		5.0		ug/L		07/01/21 09:27	07/01/21 19:56	1
Cobalt	<0.0010		0.0010		mg/L		07/01/21 09:27	07/01/21 19:56	1
Lead	<0.00050		0.00050		mg/L		07/01/21 09:27	07/01/21 19:56	1
Molybdenum	0.22		0.0050		mg/L		07/01/21 09:27	07/01/21 19:56	1
Selenium	<0.0025		0.0025		mg/L		07/01/21 09:27	07/01/21 19:56	1
Thallium	<2.0		2.0		ug/L		07/01/21 09:27	07/01/21 19:56	1

General Chemistry

Analyte	Result	Qualifier	RL	MDL	Unit	D	Prepared	Analyzed	Dil Fac
Total Dissolved Solids	730		10		mg/L			07/02/21 02:36	1
Chloride	65		10		mg/L			07/14/21 13:40	5
Fluoride	0.21		0.10		mg/L			07/15/21 18:23	1
Sulfate	170		25		mg/L			07/14/21 14:06	5

Method: Field Sampling - Field Sampling

Analyte	Result	Qualifier	NONE	NONE	Unit	D	Prepared	Analyzed	Dil Fac
Depth to water from land surface	75.23				ft			06/30/21 09:27	1
Depth to Water (ft from MP)	77.41				ft			06/30/21 09:27	1
Elevation of well (ft from MP)	586.49				ft			06/30/21 09:27	1
Field pH	7.00				SU			06/30/21 09:27	1
Field Temperature	57.4				Degrees F			06/30/21 09:27	1
Ground Water Elevation	509.08				ft			06/30/21 09:27	1
Specific Conductance	1109				umhos/cm			06/30/21 09:27	1
Well bottom elevation	455.11				ft			06/30/21 09:27	1

Client Sample Results

Client: KPRG and Associates, Inc.
Project/Site: Joliet #9 (Quarry) CCR 2Q21

Job ID: 500-201190-1

Client Sample ID: G46S

Date Collected: 06/30/21 10:22
Date Received: 06/30/21 14:28

Lab Sample ID: 500-201190-18

Matrix: Water

Method: 6010C - Metals (ICP) - Total Recoverable

Analyte	Result	Qualifier	RL	MDL	Unit	D	Prepared	Analyzed	Dil Fac
Lithium	0.21		0.010		mg/L		07/01/21 09:27	07/01/21 19:17	1

Method: 6020A - Metals (ICP/MS) - Total Recoverable

Analyte	Result	Qualifier	RL	MDL	Unit	D	Prepared	Analyzed	Dil Fac
Antimony	<3.0		3.0		ug/L		07/01/21 09:27	07/01/21 20:13	1
Arsenic	0.044		0.0010		mg/L		07/01/21 09:27	07/01/21 20:13	1
Barium	0.050		0.0025		mg/L		07/01/21 09:27	07/02/21 13:06	1
Beryllium	<1.0	^1+	1.0		ug/L		07/01/21 09:27	07/02/21 13:06	1
Boron	15	B	5.0		mg/L		07/01/21 09:27	07/02/21 12:09	100
Cadmium	<0.50		0.50		ug/L		07/01/21 09:27	07/01/21 20:13	1
Calcium	120		0.20		mg/L		07/01/21 09:27	07/02/21 13:06	1
Chromium	<5.0		5.0		ug/L		07/01/21 09:27	07/01/21 20:13	1
Cobalt	<0.0010		0.0010		mg/L		07/01/21 09:27	07/01/21 20:13	1
Lead	<0.00050		0.00050		mg/L		07/01/21 09:27	07/01/21 20:13	1
Molybdenum	1.6		0.0050		mg/L		07/01/21 09:27	07/01/21 20:13	1
Selenium	<0.0025		0.0025		mg/L		07/01/21 09:27	07/01/21 20:13	1
Thallium	<2.0		2.0		ug/L		07/01/21 09:27	07/01/21 20:13	1

General Chemistry

Analyte	Result	Qualifier	RL	MDL	Unit	D	Prepared	Analyzed	Dil Fac
Total Dissolved Solids	1000		10		mg/L			07/02/21 02:43	1
Chloride	67		10		mg/L			07/14/21 13:40	5
Fluoride	0.30		0.10		mg/L			07/15/21 18:36	1
Sulfate	590		100		mg/L			07/14/21 14:13	20

Method: Field Sampling - Field Sampling

Analyte	Result	Qualifier	NONE	NONE	Unit	D	Prepared	Analyzed	Dil Fac
Depth to water from land surface	95.78				ft			06/30/21 10:22	1
Depth to Water (ft from MP)	98.48				ft			06/30/21 10:22	1
Elevation of well (ft from MP)	601.34				ft			06/30/21 10:22	1
Field pH	7.40				SU			06/30/21 10:22	1
Field Temperature	58.5				Degrees F			06/30/21 10:22	1
Ground Water Elevation	502.86				ft			06/30/21 10:22	1
Specific Conductance	1474				umhos/cm			06/30/21 10:22	1
Well bottom elevation	453.62				ft			06/30/21 10:22	1

Client Sample Results

Client: KPRG and Associates, Inc.
Project/Site: Joliet #9 (Quarry) CCR 2Q21

Job ID: 500-201190-1

Client Sample ID: G30S

Date Collected: 06/30/21 11:20
Date Received: 06/30/21 14:28

Lab Sample ID: 500-201190-19

Matrix: Water

Method: 6010C - Metals (ICP) - Total Recoverable

Analyte	Result	Qualifier	RL	MDL	Unit	D	Prepared	Analyzed	Dil Fac
Lithium	0.024		0.010		mg/L		07/01/21 09:27	07/01/21 19:21	1

Method: 6020A - Metals (ICP/MS) - Total Recoverable

Analyte	Result	Qualifier	RL	MDL	Unit	D	Prepared	Analyzed	Dil Fac
Antimony	<3.0		3.0		ug/L		07/01/21 09:27	07/01/21 20:16	1
Arsenic	0.017		0.0010		mg/L		07/01/21 09:27	07/01/21 20:16	1
Barium	0.048		0.0025		mg/L		07/01/21 09:27	07/02/21 13:09	1
Beryllium	<1.0	^1+	1.0		ug/L		07/01/21 09:27	07/02/21 13:09	1
Boron	5.9	B	1.0		mg/L		07/01/21 09:27	07/02/21 12:13	20
Cadmium	<0.50		0.50		ug/L		07/01/21 09:27	07/01/21 20:16	1
Calcium	61		0.20		mg/L		07/01/21 09:27	07/02/21 13:09	1
Chromium	<5.0		5.0		ug/L		07/01/21 09:27	07/01/21 20:16	1
Cobalt	<0.0010		0.0010		mg/L		07/01/21 09:27	07/01/21 20:16	1
Lead	<0.00050		0.00050		mg/L		07/01/21 09:27	07/01/21 20:16	1
Molybdenum	0.017		0.0050		mg/L		07/01/21 09:27	07/01/21 20:16	1
Selenium	<0.0025		0.0025		mg/L		07/01/21 09:27	07/01/21 20:16	1
Thallium	<2.0		2.0		ug/L		07/01/21 09:27	07/01/21 20:16	1

General Chemistry

Analyte	Result	Qualifier	RL	MDL	Unit	D	Prepared	Analyzed	Dil Fac
Total Dissolved Solids	1100		10		mg/L			07/02/21 02:49	1
Chloride	200		10		mg/L			07/14/21 13:40	5
Fluoride	1.1		0.10		mg/L			07/15/21 18:39	1
Sulfate	470		100		mg/L			07/14/21 14:13	20

Method: Field Sampling - Field Sampling

Analyte	Result	Qualifier	NONE	NONE	Unit	D	Prepared	Analyzed	Dil Fac
Depth to water from land surface	-0.28				ft			06/30/21 11:20	1
Depth to Water (ft from MP)	2.03				ft			06/30/21 11:20	1
Elevation of well (ft from MP)	524.69				ft			06/30/21 11:20	1
Field pH	7.88				SU			06/30/21 11:20	1
Field Temperature	61.9				Degrees F			06/30/21 11:20	1
Ground Water Elevation	522.66				ft			06/30/21 11:20	1
Specific Conductance	1780				umhos/cm			06/30/21 11:20	1
Well bottom elevation	462.58				ft			06/30/21 11:20	1

Client Sample Results

Client: KPRG and Associates, Inc.
Project/Site: Joliet #9 (Quarry) CCR 2Q21

Job ID: 500-201190-1

Client Sample ID: G31S

Date Collected: 06/30/21 13:25
Date Received: 06/30/21 14:28

Lab Sample ID: 500-201190-20

Matrix: Water

Method: 6010C - Metals (ICP) - Total Recoverable

Analyte	Result	Qualifier	RL	MDL	Unit	D	Prepared	Analyzed	Dil Fac
Lithium	0.097		0.010		mg/L		07/01/21 09:27	07/01/21 19:24	1

Method: 6020A - Metals (ICP/MS) - Total Recoverable

Analyte	Result	Qualifier	RL	MDL	Unit	D	Prepared	Analyzed	Dil Fac
Antimony	<3.0		3.0		ug/L		07/01/21 09:27	07/01/21 20:20	1
Arsenic	0.0041		0.0010		mg/L		07/01/21 09:27	07/01/21 20:20	1
Barium	0.049		0.0025		mg/L		07/01/21 09:27	07/02/21 13:13	1
Beryllium	<1.0	^1+	1.0		ug/L		07/01/21 09:27	07/02/21 13:13	1
Boron	4.6	B	1.0		mg/L		07/01/21 09:27	07/02/21 12:16	20
Cadmium	<0.50		0.50		ug/L		07/01/21 09:27	07/01/21 20:20	1
Calcium	150		0.20		mg/L		07/01/21 09:27	07/02/21 13:13	1
Chromium	<5.0		5.0		ug/L		07/01/21 09:27	07/01/21 20:20	1
Cobalt	<0.0010		0.0010		mg/L		07/01/21 09:27	07/01/21 20:20	1
Lead	<0.00050		0.00050		mg/L		07/01/21 09:27	07/01/21 20:20	1
Molybdenum	0.70		0.0050		mg/L		07/01/21 09:27	07/01/21 20:20	1
Selenium	<0.0025		0.0025		mg/L		07/01/21 09:27	07/01/21 20:20	1
Thallium	<2.0		2.0		ug/L		07/01/21 09:27	07/01/21 20:20	1

General Chemistry

Analyte	Result	Qualifier	RL	MDL	Unit	D	Prepared	Analyzed	Dil Fac
Total Dissolved Solids	1000		10		mg/L			07/02/21 02:51	1
Chloride	180		10		mg/L			07/14/21 13:40	5
Fluoride	0.25		0.10		mg/L			07/15/21 18:42	1
Sulfate	460		100		mg/L			07/14/21 14:17	20

Method: Field Sampling - Field Sampling

Analyte	Result	Qualifier	NONE	NONE	Unit	D	Prepared	Analyzed	Dil Fac
Depth to water from land surface	21.87				ft			06/30/21 13:25	1
Depth to Water (ft from MP)	24.45				ft			06/30/21 13:25	1
Elevation of well (ft from MP)	535.77				ft			06/30/21 13:25	1
Field pH	7.29				SU			06/30/21 13:25	1
Field Temperature	61.0				Degrees F			06/30/21 13:25	1
Ground Water Elevation	511.32				ft			06/30/21 13:25	1
Specific Conductance	1700				umhos/cm			06/30/21 13:25	1
Well bottom elevation	453.36				ft			06/30/21 13:25	1

Definitions/Glossary

Client: KPRG and Associates, Inc.
Project/Site: Joliet #9 (Quarry) CCR 2Q21

Job ID: 500-201190-1

Qualifiers

Metals

Qualifier	Qualifier Description
^1+	Initial Calibration Verification (ICV) is outside acceptance limits, high biased.
4	MS, MSD: The analyte present in the original sample is greater than 4 times the matrix spike concentration; therefore, control limits are not applicable.
B	Compound was found in the blank and sample.

General Chemistry

Qualifier	Qualifier Description
4	MS, MSD: The analyte present in the original sample is greater than 4 times the matrix spike concentration; therefore, control limits are not applicable.

Glossary

Abbreviation	These commonly used abbreviations may or may not be present in this report.
¤	Listed under the "D" column to designate that the result is reported on a dry weight basis
%R	Percent Recovery
CFL	Contains Free Liquid
CFU	Colony Forming Unit
CNF	Contains No Free Liquid
DER	Duplicate Error Ratio (normalized absolute difference)
Dil Fac	Dilution Factor
DL	Detection Limit (DoD/DOE)
DL, RA, RE, IN	Indicates a Dilution, Re-analysis, Re-extraction, or additional Initial metals/anion analysis of the sample
DLC	Decision Level Concentration (Radiochemistry)
EDL	Estimated Detection Limit (Dioxin)
LOD	Limit of Detection (DoD/DOE)
LOQ	Limit of Quantitation (DoD/DOE)
MCL	EPA recommended "Maximum Contaminant Level"
MDA	Minimum Detectable Activity (Radiochemistry)
MDC	Minimum Detectable Concentration (Radiochemistry)
MDL	Method Detection Limit
ML	Minimum Level (Dioxin)
MPN	Most Probable Number
MQL	Method Quantitation Limit
NC	Not Calculated
ND	Not Detected at the reporting limit (or MDL or EDL if shown)
NEG	Negative / Absent
POS	Positive / Present
PQL	Practical Quantitation Limit
PRES	Presumptive
QC	Quality Control
RER	Relative Error Ratio (Radiochemistry)
RL	Reporting Limit or Requested Limit (Radiochemistry)
RPD	Relative Percent Difference, a measure of the relative difference between two points
TEF	Toxicity Equivalent Factor (Dioxin)
TEQ	Toxicity Equivalent Quotient (Dioxin)
TNTC	Too Numerous To Count

QC Association Summary

Client: KPRG and Associates, Inc.
Project/Site: Joliet #9 (Quarry) CCR 2Q21

Job ID: 500-201190-1

Metals

Prep Batch: 605952

Lab Sample ID	Client Sample ID	Prep Type	Matrix	Method	Prep Batch
500-201190-1	T02S	Total Recoverable	Water	3005A	
500-201190-2	T08S	Total Recoverable	Water	3005A	
500-201190-3	T03S	Total Recoverable	Water	3005A	
500-201190-4	T06S	Total Recoverable	Water	3005A	
500-201190-5	T05S	Total Recoverable	Water	3005A	
500-201190-6	T09S	Total Recoverable	Water	3005A	
500-201190-7	G20S	Total Recoverable	Water	3005A	
500-201190-8	R08S	Total Recoverable	Water	3005A	
MB 500-605952/1-A	Method Blank	Total Recoverable	Water	3005A	
LCS 500-605952/2-A	Lab Control Sample	Total Recoverable	Water	3005A	
500-201190-1 MS	T02S	Total Recoverable	Water	3005A	
500-201190-1 MSD	T02S	Total Recoverable	Water	3005A	
500-201190-1 DU	T02S	Total Recoverable	Water	3005A	

Analysis Batch: 606286

Lab Sample ID	Client Sample ID	Prep Type	Matrix	Method	Prep Batch
500-201190-1	T02S	Total Recoverable	Water	6020A	605952
500-201190-2	T08S	Total Recoverable	Water	6020A	605952
500-201190-3	T03S	Total Recoverable	Water	6020A	605952
500-201190-4	T06S	Total Recoverable	Water	6020A	605952
500-201190-5	T05S	Total Recoverable	Water	6020A	605952
500-201190-6	T09S	Total Recoverable	Water	6020A	605952
500-201190-7	G20S	Total Recoverable	Water	6020A	605952
500-201190-8	R08S	Total Recoverable	Water	6020A	605952
MB 500-605952/1-A	Method Blank	Total Recoverable	Water	6020A	605952
LCS 500-605952/2-A	Lab Control Sample	Total Recoverable	Water	6020A	605952
500-201190-1 MS	T02S	Total Recoverable	Water	6020A	605952
500-201190-1 MSD	T02S	Total Recoverable	Water	6020A	605952
500-201190-1 DU	T02S	Total Recoverable	Water	6020A	605952

Analysis Batch: 606559

Lab Sample ID	Client Sample ID	Prep Type	Matrix	Method	Prep Batch
500-201190-1	T02S	Total Recoverable	Water	6020A	605952
500-201190-2	T08S	Total Recoverable	Water	6020A	605952
500-201190-3	T03S	Total Recoverable	Water	6020A	605952
500-201190-4	T06S	Total Recoverable	Water	6020A	605952
500-201190-5	T05S	Total Recoverable	Water	6020A	605952
500-201190-6	T09S	Total Recoverable	Water	6020A	605952
500-201190-7	G20S	Total Recoverable	Water	6020A	605952
500-201190-8	R08S	Total Recoverable	Water	6020A	605952
MB 500-605952/1-A	Method Blank	Total Recoverable	Water	6020A	605952
LCS 500-605952/2-A	Lab Control Sample	Total Recoverable	Water	6020A	605952
500-201190-1 MS	T02S	Total Recoverable	Water	6020A	605952
500-201190-1 MSD	T02S	Total Recoverable	Water	6020A	605952
500-201190-1 DU	T02S	Total Recoverable	Water	6020A	605952

Analysis Batch: 606889

Lab Sample ID	Client Sample ID	Prep Type	Matrix	Method	Prep Batch
500-201190-1	T02S	Total Recoverable	Water	6010C	605952
500-201190-2	T08S	Total Recoverable	Water	6010C	605952
500-201190-3	T03S	Total Recoverable	Water	6010C	605952

Metals (Continued)

Analysis Batch: 606889 (Continued)

Lab Sample ID	Client Sample ID	Prep Type	Matrix	Method	Prep Batch
500-201190-4	T06S	Total Recoverable	Water	6010C	605952
500-201190-5	T05S	Total Recoverable	Water	6010C	605952
500-201190-6	T09S	Total Recoverable	Water	6010C	605952
500-201190-7	G20S	Total Recoverable	Water	6010C	605952
500-201190-8	R08S	Total Recoverable	Water	6010C	605952
MB 500-605952/1-A	Method Blank	Total Recoverable	Water	6010C	605952
LCS 500-605952/2-A	Lab Control Sample	Total Recoverable	Water	6010C	605952
500-201190-1 MS	T02S	Total Recoverable	Water	6010C	605952
500-201190-1 MSD	T02S	Total Recoverable	Water	6010C	605952
500-201190-1 DU	T02S	Total Recoverable	Water	6010C	605952

Prep Batch: 606931

Lab Sample ID	Client Sample ID	Prep Type	Matrix	Method	Prep Batch
500-201190-9	G48S	Total Recoverable	Water	3005A	
500-201190-10	G47S	Total Recoverable	Water	3005A	
500-201190-11	G33S	Total Recoverable	Water	3005A	
500-201190-12	DUP	Total Recoverable	Water	3005A	
500-201190-14	T01S	Total Recoverable	Water	3005A	
500-201190-15	R32S	Total Recoverable	Water	3005A	
500-201190-16	G45S	Total Recoverable	Water	3005A	
MB 500-606931/1-A	Method Blank	Total Recoverable	Water	3005A	
LCS 500-606931/2-A	Lab Control Sample	Total Recoverable	Water	3005A	

Analysis Batch: 607116

Lab Sample ID	Client Sample ID	Prep Type	Matrix	Method	Prep Batch
500-201190-9	G48S	Total Recoverable	Water	6010C	606931
500-201190-10	G47S	Total Recoverable	Water	6010C	606931
500-201190-11	G33S	Total Recoverable	Water	6010C	606931
500-201190-12	DUP	Total Recoverable	Water	6010C	606931
500-201190-14	T01S	Total Recoverable	Water	6010C	606931
500-201190-15	R32S	Total Recoverable	Water	6010C	606931
500-201190-16	G45S	Total Recoverable	Water	6010C	606931
MB 500-606931/1-A	Method Blank	Total Recoverable	Water	6010C	606931
LCS 500-606931/2-A	Lab Control Sample	Total Recoverable	Water	6010C	606931

Prep Batch: 607199

Lab Sample ID	Client Sample ID	Prep Type	Matrix	Method	Prep Batch
500-201190-17	G44S	Total Recoverable	Water	3005A	
500-201190-18	G46S	Total Recoverable	Water	3005A	
500-201190-19	G30S	Total Recoverable	Water	3005A	
500-201190-20	G31S	Total Recoverable	Water	3005A	
MB 500-607199/1-A	Method Blank	Total Recoverable	Water	3005A	
LCS 500-607199/2-A	Lab Control Sample	Total Recoverable	Water	3005A	
500-201190-17 MS	G44S	Total Recoverable	Water	3005A	
500-201190-17 MSD	G44S	Total Recoverable	Water	3005A	
500-201190-17 DU	G44S	Total Recoverable	Water	3005A	

Analysis Batch: 607209

Lab Sample ID	Client Sample ID	Prep Type	Matrix	Method	Prep Batch
500-201190-9	G48S	Total Recoverable	Water	6020A	606931
500-201190-10	G47S	Total Recoverable	Water	6020A	606931

Metals (Continued)

Analysis Batch: 607209 (Continued)

Lab Sample ID	Client Sample ID	Prep Type	Matrix	Method	Prep Batch
500-201190-11	G33S	Total Recoverable	Water	6020A	606931
500-201190-12	DUP	Total Recoverable	Water	6020A	606931
500-201190-14	T01S	Total Recoverable	Water	6020A	606931
500-201190-15	R32S	Total Recoverable	Water	6020A	606931
500-201190-16	G45S	Total Recoverable	Water	6020A	606931
MB 500-606931/1-A	Method Blank	Total Recoverable	Water	6020A	606931
LCS 500-606931/2-A	Lab Control Sample	Total Recoverable	Water	6020A	606931

Analysis Batch: 607420

Lab Sample ID	Client Sample ID	Prep Type	Matrix	Method	Prep Batch
500-201190-17	G44S	Total Recoverable	Water	6010C	607199
500-201190-18	G46S	Total Recoverable	Water	6010C	607199
500-201190-19	G30S	Total Recoverable	Water	6010C	607199
500-201190-20	G31S	Total Recoverable	Water	6010C	607199
MB 500-607199/1-A	Method Blank	Total Recoverable	Water	6010C	607199
LCS 500-607199/2-A	Lab Control Sample	Total Recoverable	Water	6010C	607199
500-201190-17 MS	G44S	Total Recoverable	Water	6010C	607199
500-201190-17 MSD	G44S	Total Recoverable	Water	6010C	607199
500-201190-17 DU	G44S	Total Recoverable	Water	6010C	607199

Prep Batch: 607459

Lab Sample ID	Client Sample ID	Prep Type	Matrix	Method	Prep Batch
500-201190-16	G45S	Total Recoverable	Water	3005A	
MB 500-607459/1-A	Method Blank	Total Recoverable	Water	3005A	
LCS 500-607459/2-A	Lab Control Sample	Total Recoverable	Water	3005A	

Analysis Batch: 607492

Lab Sample ID	Client Sample ID	Prep Type	Matrix	Method	Prep Batch
500-201190-9	G48S	Total Recoverable	Water	6020A	606931
500-201190-10	G47S	Total Recoverable	Water	6020A	606931
500-201190-11	G33S	Total Recoverable	Water	6020A	606931
500-201190-12	DUP	Total Recoverable	Water	6020A	606931
500-201190-14	T01S	Total Recoverable	Water	6020A	606931
500-201190-15	R32S	Total Recoverable	Water	6020A	606931
MB 500-606931/1-A	Method Blank	Total Recoverable	Water	6020A	606931
LCS 500-606931/2-A	Lab Control Sample	Total Recoverable	Water	6020A	606931

Analysis Batch: 607502

Lab Sample ID	Client Sample ID	Prep Type	Matrix	Method	Prep Batch
500-201190-17	G44S	Total Recoverable	Water	6020A	607199
500-201190-18	G46S	Total Recoverable	Water	6020A	607199
500-201190-19	G30S	Total Recoverable	Water	6020A	607199
500-201190-20	G31S	Total Recoverable	Water	6020A	607199
MB 500-607199/1-A	Method Blank	Total Recoverable	Water	6020A	607199
LCS 500-607199/2-A	Lab Control Sample	Total Recoverable	Water	6020A	607199
500-201190-17 MS	G44S	Total Recoverable	Water	6020A	607199
500-201190-17 MSD	G44S	Total Recoverable	Water	6020A	607199
500-201190-17 DU	G44S	Total Recoverable	Water	6020A	607199

QC Association Summary

Client: KPRG and Associates, Inc.
Project/Site: Joliet #9 (Quarry) CCR 2Q21

Job ID: 500-201190-1

Metals

Analysis Batch: 607568

Lab Sample ID	Client Sample ID	Prep Type	Matrix	Method	Prep Batch
500-201190-17	G44S	Total Recoverable	Water	6020A	607199
500-201190-17	G44S	Total Recoverable	Water	6020A	607199
500-201190-18	G46S	Total Recoverable	Water	6020A	607199
500-201190-18	G46S	Total Recoverable	Water	6020A	607199
500-201190-19	G30S	Total Recoverable	Water	6020A	607199
500-201190-19	G30S	Total Recoverable	Water	6020A	607199
500-201190-20	G31S	Total Recoverable	Water	6020A	607199
500-201190-20	G31S	Total Recoverable	Water	6020A	607199
MB 500-607199/1-A	Method Blank	Total Recoverable	Water	6020A	607199
LCS 500-607199/2-A	Lab Control Sample	Total Recoverable	Water	6020A	607199
500-201190-17 MS	G44S	Total Recoverable	Water	6020A	607199
500-201190-17 MS	G44S	Total Recoverable	Water	6020A	607199
500-201190-17 MSD	G44S	Total Recoverable	Water	6020A	607199
500-201190-17 MSD	G44S	Total Recoverable	Water	6020A	607199
500-201190-17 DU	G44S	Total Recoverable	Water	6020A	607199
500-201190-17 DU	G44S	Total Recoverable	Water	6020A	607199

Analysis Batch: 608130

Lab Sample ID	Client Sample ID	Prep Type	Matrix	Method	Prep Batch
500-201190-16	G45S	Total Recoverable	Water	6020A	607459
MB 500-607459/1-A	Method Blank	Total Recoverable	Water	6020A	607459
LCS 500-607459/2-A	Lab Control Sample	Total Recoverable	Water	6020A	607459

General Chemistry

Analysis Batch: 605343

Lab Sample ID	Client Sample ID	Prep Type	Matrix	Method	Prep Batch
500-201190-1	T02S	Total/NA	Water	SM 2540C	
500-201190-2	T08S	Total/NA	Water	SM 2540C	
MB 500-605343/1	Method Blank	Total/NA	Water	SM 2540C	
LCS 500-605343/2	Lab Control Sample	Total/NA	Water	SM 2540C	

Analysis Batch: 605609

Lab Sample ID	Client Sample ID	Prep Type	Matrix	Method	Prep Batch
500-201190-3	T03S	Total/NA	Water	SM 2540C	
500-201190-4	T06S	Total/NA	Water	SM 2540C	
500-201190-5	T05S	Total/NA	Water	SM 2540C	
MB 500-605609/1	Method Blank	Total/NA	Water	SM 2540C	
LCS 500-605609/2	Lab Control Sample	Total/NA	Water	SM 2540C	

Analysis Batch: 606400

Lab Sample ID	Client Sample ID	Prep Type	Matrix	Method	Prep Batch
500-201190-6	T09S	Total/NA	Water	SM 2540C	
500-201190-7	G20S	Total/NA	Water	SM 2540C	
500-201190-8	R08S	Total/NA	Water	SM 2540C	
MB 500-606400/1	Method Blank	Total/NA	Water	SM 2540C	
LCS 500-606400/2	Lab Control Sample	Total/NA	Water	SM 2540C	

Analysis Batch: 606953

Lab Sample ID	Client Sample ID	Prep Type	Matrix	Method	Prep Batch
500-201190-9	G48S	Total/NA	Water	SM 2540C	

General Chemistry (Continued)

Analysis Batch: 606953 (Continued)

Lab Sample ID	Client Sample ID	Prep Type	Matrix	Method	Prep Batch
500-201190-10	G47S	Total/NA	Water	SM 2540C	
500-201190-11	G33S	Total/NA	Water	SM 2540C	
500-201190-12	DUP	Total/NA	Water	SM 2540C	
500-201190-14	T01S	Total/NA	Water	SM 2540C	
500-201190-15	R32S	Total/NA	Water	SM 2540C	
500-201190-16	G45S	Total/NA	Water	SM 2540C	
MB 500-606953/1	Method Blank	Total/NA	Water	SM 2540C	
LCS 500-606953/2	Lab Control Sample	Total/NA	Water	SM 2540C	
500-201190-9 MS	G48S	Total/NA	Water	SM 2540C	
500-201190-9 DU	G48S	Total/NA	Water	SM 2540C	
500-201190-10 DU	G47S	Total/NA	Water	SM 2540C	

Analysis Batch: 607383

Lab Sample ID	Client Sample ID	Prep Type	Matrix	Method	Prep Batch
500-201190-17	G44S	Total/NA	Water	SM 2540C	
500-201190-18	G46S	Total/NA	Water	SM 2540C	
500-201190-19	G30S	Total/NA	Water	SM 2540C	
500-201190-20	G31S	Total/NA	Water	SM 2540C	
MB 500-607383/1	Method Blank	Total/NA	Water	SM 2540C	
LCS 500-607383/2	Lab Control Sample	Total/NA	Water	SM 2540C	
500-201190-17 MS	G44S	Total/NA	Water	SM 2540C	
500-201190-17 DU	G44S	Total/NA	Water	SM 2540C	
500-201190-18 DU	G46S	Total/NA	Water	SM 2540C	

Analysis Batch: 609663

Lab Sample ID	Client Sample ID	Prep Type	Matrix	Method	Prep Batch
500-201190-1	T02S	Total/NA	Water	SM 4500 F C	
500-201190-2	T08S	Total/NA	Water	SM 4500 F C	
500-201190-3	T03S	Total/NA	Water	SM 4500 F C	
500-201190-4	T06S	Total/NA	Water	SM 4500 F C	
500-201190-5	T05S	Total/NA	Water	SM 4500 F C	
500-201190-6	T09S	Total/NA	Water	SM 4500 F C	
500-201190-7	G20S	Total/NA	Water	SM 4500 F C	
500-201190-8	R08S	Total/NA	Water	SM 4500 F C	
500-201190-9	G48S	Total/NA	Water	SM 4500 F C	
500-201190-10	G47S	Total/NA	Water	SM 4500 F C	
500-201190-11	G33S	Total/NA	Water	SM 4500 F C	
500-201190-12	DUP	Total/NA	Water	SM 4500 F C	
500-201190-14	T01S	Total/NA	Water	SM 4500 F C	
500-201190-15	R32S	Total/NA	Water	SM 4500 F C	
500-201190-16	G45S	Total/NA	Water	SM 4500 F C	
500-201190-17	G44S	Total/NA	Water	SM 4500 F C	
500-201190-18	G46S	Total/NA	Water	SM 4500 F C	
500-201190-19	G30S	Total/NA	Water	SM 4500 F C	
500-201190-20	G31S	Total/NA	Water	SM 4500 F C	
MB 500-609663/3	Method Blank	Total/NA	Water	SM 4500 F C	
LCS 500-609663/4	Lab Control Sample	Total/NA	Water	SM 4500 F C	
500-201190-1 MS	T02S	Total/NA	Water	SM 4500 F C	
500-201190-1 MSD	T02S	Total/NA	Water	SM 4500 F C	

QC Association Summary

Client: KPRG and Associates, Inc.
Project/Site: Joliet #9 (Quarry) CCR 2Q21

Job ID: 500-201190-1

General Chemistry

Analysis Batch: 609688

Lab Sample ID	Client Sample ID	Prep Type	Matrix	Method	Prep Batch
500-201190-1	T02S	Total/NA	Water	SM 4500 Cl- E	
500-201190-2	T08S	Total/NA	Water	SM 4500 Cl- E	
500-201190-3	T03S	Total/NA	Water	SM 4500 Cl- E	
500-201190-4	T06S	Total/NA	Water	SM 4500 Cl- E	
500-201190-5	T05S	Total/NA	Water	SM 4500 Cl- E	
500-201190-6	T09S	Total/NA	Water	SM 4500 Cl- E	
500-201190-7	G20S	Total/NA	Water	SM 4500 Cl- E	
500-201190-8	R08S	Total/NA	Water	SM 4500 Cl- E	
500-201190-9	G48S	Total/NA	Water	SM 4500 Cl- E	
500-201190-10	G47S	Total/NA	Water	SM 4500 Cl- E	
500-201190-11	G33S	Total/NA	Water	SM 4500 Cl- E	
500-201190-12	DUP	Total/NA	Water	SM 4500 Cl- E	
500-201190-14	T01S	Total/NA	Water	SM 4500 Cl- E	
500-201190-15	R32S	Total/NA	Water	SM 4500 Cl- E	
500-201190-16	G45S	Total/NA	Water	SM 4500 Cl- E	
500-201190-17	G44S	Total/NA	Water	SM 4500 Cl- E	
500-201190-18	G46S	Total/NA	Water	SM 4500 Cl- E	
500-201190-19	G30S	Total/NA	Water	SM 4500 Cl- E	
500-201190-20	G31S	Total/NA	Water	SM 4500 Cl- E	
MB 500-609688/16	Method Blank	Total/NA	Water	SM 4500 Cl- E	
LCS 500-609688/17	Lab Control Sample	Total/NA	Water	SM 4500 Cl- E	
500-201190-1 MS	T02S	Total/NA	Water	SM 4500 Cl- E	
500-201190-1 MSD	T02S	Total/NA	Water	SM 4500 Cl- E	

Analysis Batch: 609689

Lab Sample ID	Client Sample ID	Prep Type	Matrix	Method	Prep Batch
500-201190-1	T02S	Total/NA	Water	SM 4500 SO4 E	
500-201190-2	T08S	Total/NA	Water	SM 4500 SO4 E	
500-201190-3	T03S	Total/NA	Water	SM 4500 SO4 E	
500-201190-4	T06S	Total/NA	Water	SM 4500 SO4 E	
500-201190-5	T05S	Total/NA	Water	SM 4500 SO4 E	
500-201190-6	T09S	Total/NA	Water	SM 4500 SO4 E	
500-201190-7	G20S	Total/NA	Water	SM 4500 SO4 E	
500-201190-8	R08S	Total/NA	Water	SM 4500 SO4 E	
500-201190-9	G48S	Total/NA	Water	SM 4500 SO4 E	
500-201190-10	G47S	Total/NA	Water	SM 4500 SO4 E	
500-201190-11	G33S	Total/NA	Water	SM 4500 SO4 E	
500-201190-12	DUP	Total/NA	Water	SM 4500 SO4 E	
500-201190-14	T01S	Total/NA	Water	SM 4500 SO4 E	
500-201190-15	R32S	Total/NA	Water	SM 4500 SO4 E	
500-201190-16	G45S	Total/NA	Water	SM 4500 SO4 E	
500-201190-17	G44S	Total/NA	Water	SM 4500 SO4 E	
500-201190-18	G46S	Total/NA	Water	SM 4500 SO4 E	
500-201190-19	G30S	Total/NA	Water	SM 4500 SO4 E	
500-201190-20	G31S	Total/NA	Water	SM 4500 SO4 E	
MB 500-609689/15	Method Blank	Total/NA	Water	SM 4500 SO4 E	
LCS 500-609689/16	Lab Control Sample	Total/NA	Water	SM 4500 SO4 E	
500-201190-1 MS	T02S	Total/NA	Water	SM 4500 SO4 E	
500-201190-1 MSD	T02S	Total/NA	Water	SM 4500 SO4 E	

QC Association Summary

Client: KPRG and Associates, Inc.
Project/Site: Joliet #9 (Quarry) CCR 2Q21

Job ID: 500-201190-1

Field Service / Mobile Lab

Analysis Batch: 605474

Lab Sample ID	Client Sample ID	Prep Type	Matrix	Method	Prep Batch
500-201190-1	T02S	Total/NA	Water	Field Sampling	
500-201190-2	T08S	Total/NA	Water	Field Sampling	
500-201190-3	T03S	Total/NA	Water	Field Sampling	
500-201190-4	T06S	Total/NA	Water	Field Sampling	
500-201190-5	T05S	Total/NA	Water	Field Sampling	
500-201190-6	T09S	Total/NA	Water	Field Sampling	
500-201190-7	G20S	Total/NA	Water	Field Sampling	
500-201190-8	R08S	Total/NA	Water	Field Sampling	
500-201190-9	G48S	Total/NA	Water	Field Sampling	
500-201190-10	G47S	Total/NA	Water	Field Sampling	
500-201190-11	G33S	Total/NA	Water	Field Sampling	
500-201190-12	DUP	Total/NA	Water	Field Sampling	
500-201190-13	T04S	Total/NA	Water	Field Sampling	
500-201190-14	T01S	Total/NA	Water	Field Sampling	
500-201190-15	R32S	Total/NA	Water	Field Sampling	
500-201190-16	G45S	Total/NA	Water	Field Sampling	
500-201190-17	G44S	Total/NA	Water	Field Sampling	
500-201190-18	G46S	Total/NA	Water	Field Sampling	
500-201190-19	G30S	Total/NA	Water	Field Sampling	
500-201190-20	G31S	Total/NA	Water	Field Sampling	

QC Sample Results

Client: KPRG and Associates, Inc.
Project/Site: Joliet #9 (Quarry) CCR 2Q21

Job ID: 500-201190-1

Method: 6010C - Metals (ICP)

Lab Sample ID: MB 500-605952/1-A — **Client Sample ID: Method Blank**
Matrix: Water — **Prep Type: Total Recoverable**
Analysis Batch: 606889 — **Prep Batch: 605952**

Analyte	MB Result	MB Qualifier	RL	MDL	Unit	D	Prepared	Analyzed	Dil Fac
Lithium	<0.010		0.010		mg/L		06/24/21 08:44	06/29/21 13:38	1

Lab Sample ID: LCS 500-605952/2-A — **Client Sample ID: Lab Control Sample**
Matrix: Water — **Prep Type: Total Recoverable**
Analysis Batch: 606889 — **Prep Batch: 605952**

Analyte	Spike Added	LCS Result	LCS Qualifier	Unit	D	%Rec	%Rec. Limits
Lithium	0.500	0.546		mg/L		109	80 - 120

Lab Sample ID: 500-201190-1 MS — **Client Sample ID: T02S**
Matrix: Water — **Prep Type: Total Recoverable**
Analysis Batch: 606889 — **Prep Batch: 605952**

Analyte	Sample Result	Sample Qualifier	Spike Added	MS Result	MS Qualifier	Unit	D	%Rec	%Rec. Limits
Lithium	0.038		0.500	0.600		mg/L		112	75 - 125

Lab Sample ID: 500-201190-1 MSD — **Client Sample ID: T02S**
Matrix: Water — **Prep Type: Total Recoverable**
Analysis Batch: 606889 — **Prep Batch: 605952**

Analyte	Sample Result	Sample Qualifier	Spike Added	MSD Result	MSD Qualifier	Unit	D	%Rec	%Rec. Limits	RPD	RPD Limit
Lithium	0.038		0.500	0.637		mg/L		120	75 - 125	6	20

Lab Sample ID: 500-201190-1 DU — **Client Sample ID: T02S**
Matrix: Water — **Prep Type: Total Recoverable**
Analysis Batch: 606889 — **Prep Batch: 605952**

Analyte	Sample Result	Sample Qualifier	DU Result	DU Qualifier	Unit	D	RPD	RPD Limit
Lithium	0.038		0.0373		mg/L		2	20

Lab Sample ID: MB 500-606931/1-A — **Client Sample ID: Method Blank**
Matrix: Water — **Prep Type: Total Recoverable**
Analysis Batch: 607116 — **Prep Batch: 606931**

Analyte	MB Result	MB Qualifier	RL	MDL	Unit	D	Prepared	Analyzed	Dil Fac
Lithium	<0.010		0.010		mg/L		06/30/21 08:25	06/30/21 20:24	1

Lab Sample ID: LCS 500-606931/2-A — **Client Sample ID: Lab Control Sample**
Matrix: Water — **Prep Type: Total Recoverable**
Analysis Batch: 607116 — **Prep Batch: 606931**

Analyte	Spike Added	LCS Result	LCS Qualifier	Unit	D	%Rec	%Rec. Limits
Lithium	0.500	0.533		mg/L		107	80 - 120

Lab Sample ID: MB 500-607199/1-A — **Client Sample ID: Method Blank**
Matrix: Water — **Prep Type: Total Recoverable**
Analysis Batch: 607420 — **Prep Batch: 607199**

Analyte	MB Result	MB Qualifier	RL	MDL	Unit	D	Prepared	Analyzed	Dil Fac
Lithium	<0.010		0.010		mg/L		07/01/21 09:27	07/01/21 18:53	1

QC Sample Results

Client: KPRG and Associates, Inc.
Project/Site: Joliet #9 (Quarry) CCR 2Q21

Job ID: 500-201190-1

Method: 6010C - Metals (ICP)

Lab Sample ID: LCS 500-607199/2-A — **Client Sample ID: Lab Control Sample**
Matrix: Water — **Prep Type: Total Recoverable**
Analysis Batch: 607420 — **Prep Batch: 607199**

Analyte			Spike Added	LCS Result	LCS Qualifier	Unit	D	%Rec	%Rec. Limits		
Lithium			0.500	0.526		mg/L		105	80 - 120		

Lab Sample ID: 500-201190-17 MS — **Client Sample ID: G44S**
Matrix: Water — **Prep Type: Total Recoverable**
Analysis Batch: 607420 — **Prep Batch: 607199**

Analyte	Sample Result	Sample Qualifier	Spike Added	MS Result	MS Qualifier	Unit	D	%Rec	%Rec. Limits		
Lithium	0.026		0.500	0.551		mg/L		105	75 - 125		

Lab Sample ID: 500-201190-17 MSD — **Client Sample ID: G44S**
Matrix: Water — **Prep Type: Total Recoverable**
Analysis Batch: 607420 — **Prep Batch: 607199**

Analyte	Sample Result	Sample Qualifier	Spike Added	MSD Result	MSD Qualifier	Unit	D	%Rec	%Rec. Limits	RPD	RPD Limit
Lithium	0.026		0.500	0.553		mg/L		105	75 - 125	0	20

Lab Sample ID: 500-201190-17 DU — **Client Sample ID: G44S**
Matrix: Water — **Prep Type: Total Recoverable**
Analysis Batch: 607420 — **Prep Batch: 607199**

Analyte	Sample Result	Sample Qualifier		DU Result	DU Qualifier	Unit	D			RPD	RPD Limit
Lithium	0.026			0.0259		mg/L				0.2	20

Method: 6020A - Metals (ICP/MS)

Lab Sample ID: MB 500-605952/1-A — **Client Sample ID: Method Blank**
Matrix: Water — **Prep Type: Total Recoverable**
Analysis Batch: 606286 — **Prep Batch: 605952**

Analyte	MB Result	MB Qualifier	RL	MDL	Unit	D	Prepared	Analyzed	Dil Fac
Antimony	<0.0030		0.0030		mg/L		06/24/21 08:44	06/25/21 13:29	1
Arsenic	<0.0010		0.0010		mg/L		06/24/21 08:44	06/25/21 13:29	1
Barium	<0.0025		0.0025		mg/L		06/24/21 08:44	06/25/21 13:29	1
Beryllium	<0.0010		0.0010		mg/L		06/24/21 08:44	06/25/21 13:29	1
Cadmium	<0.00050		0.00050		mg/L		06/24/21 08:44	06/25/21 13:29	1
Calcium	<0.20		0.20		mg/L		06/24/21 08:44	06/25/21 13:29	1
Chromium	<0.0050		0.0050		mg/L		06/24/21 08:44	06/25/21 13:29	1
Cobalt	<0.0010		0.0010		mg/L		06/24/21 08:44	06/25/21 13:29	1
Lead	<0.00050		0.00050		mg/L		06/24/21 08:44	06/25/21 13:29	1
Molybdenum	<0.0050		0.0050		mg/L		06/24/21 08:44	06/25/21 13:29	1
Selenium	<0.0025		0.0025		mg/L		06/24/21 08:44	06/25/21 13:29	1
Thallium	<0.0020		0.0020		mg/L		06/24/21 08:44	06/25/21 13:29	1

Lab Sample ID: MB 500-605952/1-A — **Client Sample ID: Method Blank**
Matrix: Water — **Prep Type: Total Recoverable**
Analysis Batch: 606559 — **Prep Batch: 605952**

Analyte	MB Result	MB Qualifier	RL	MDL	Unit	D	Prepared	Analyzed	Dil Fac
Boron	<0.050		0.050		mg/L		06/24/21 08:44	06/28/21 12:38	1

Method: 6020A - Metals (ICP/MS) (Continued)

Lab Sample ID: LCS 500-605952/2-A — **Client Sample ID: Lab Control Sample**
Matrix: Water — **Prep Type: Total Recoverable**
Analysis Batch: 606286 — **Prep Batch: 605952**

Analyte	Spike Added	LCS Result	LCS Qualifier	Unit	D	%Rec	%Rec. Limits
Antimony	0.500	0.523		mg/L		105	80 - 120
Arsenic	0.100	0.0965		mg/L		96	80 - 120
Barium	2.00	1.98		mg/L		99	80 - 120
Beryllium	0.0500	0.0526		mg/L		105	80 - 120
Cadmium	0.0500	0.0489		mg/L		98	80 - 120
Calcium	10.0	10.5		mg/L		105	80 - 120
Chromium	0.200	0.205		mg/L		103	80 - 120
Cobalt	0.500	0.515		mg/L		103	80 - 120
Lead	0.100	0.108		mg/L		108	80 - 120
Molybdenum	1.00	0.984		mg/L		98	80 - 120
Selenium	0.100	0.0999		mg/L		100	80 - 120
Thallium	0.100	0.106		mg/L		106	80 - 120

Lab Sample ID: LCS 500-605952/2-A — **Client Sample ID: Lab Control Sample**
Matrix: Water — **Prep Type: Total Recoverable**
Analysis Batch: 606559 — **Prep Batch: 605952**

Analyte	Spike Added	LCS Result	LCS Qualifier	Unit	D	%Rec	%Rec. Limits
Boron	1.00	1.03		mg/L		103	80 - 120

Lab Sample ID: 500-201190-1 MS — **Client Sample ID: T02S**
Matrix: Water — **Prep Type: Total Recoverable**
Analysis Batch: 606286 — **Prep Batch: 605952**

Analyte	Sample Result	Sample Qualifier	Spike Added	MS Result	MS Qualifier	Unit	D	%Rec	%Rec. Limits
Antimony	<0.0030		0.500	0.542		mg/L		108	75 - 125
Arsenic	0.0094		0.100	0.112		mg/L		103	75 - 125
Barium	0.063		2.00	2.08		mg/L		101	75 - 125
Beryllium	<0.0010		0.0500	0.0493		mg/L		99	75 - 125
Cadmium	<0.00050		0.0500	0.0496		mg/L		99	75 - 125
Calcium	49		10.0	58.3	4	mg/L		95	75 - 125
Chromium	<0.0050		0.200	0.201		mg/L		100	75 - 125
Cobalt	0.0029		0.500	0.507		mg/L		101	75 - 125
Lead	0.00099		0.100	0.108		mg/L		107	75 - 125
Molybdenum	0.50		1.00	1.52		mg/L		102	75 - 125
Selenium	<0.0025		0.100	0.0982		mg/L		98	75 - 125
Thallium	<0.0020		0.100	0.104		mg/L		104	75 - 125

Lab Sample ID: 500-201190-1 MS — **Client Sample ID: T02S**
Matrix: Water — **Prep Type: Total Recoverable**
Analysis Batch: 606559 — **Prep Batch: 605952**

Analyte	Sample Result	Sample Qualifier	Spike Added	MS Result	MS Qualifier	Unit	D	%Rec	%Rec. Limits
Boron	5.9		1.00	6.51	4	mg/L		65	75 - 125

Method: 6020A - Metals (ICP/MS) (Continued)

Lab Sample ID: 500-201190-1 MSD — **Client Sample ID: T02S**
Matrix: Water — **Prep Type: Total Recoverable**
Analysis Batch: 606286 — **Prep Batch: 605952**

Analyte	Sample Result	Sample Qualifier	Spike Added	MSD Result	MSD Qualifier	Unit	D	%Rec	%Rec. Limits	RPD	RPD Limit
Antimony	<0.0030		0.500	0.567		mg/L		113	75 - 125	5	20
Arsenic	0.0094		0.100	0.119		mg/L		109	75 - 125	6	20
Barium	0.063		2.00	2.17		mg/L		105	75 - 125	4	20
Beryllium	<0.0010		0.0500	0.0528		mg/L		106	75 - 125	7	20
Cadmium	<0.00050		0.0500	0.0522		mg/L		104	75 - 125	5	20
Calcium	49		10.0	59.5	4	mg/L		107	75 - 125	2	20
Chromium	<0.0050		0.200	0.212		mg/L		106	75 - 125	5	20
Cobalt	0.0029		0.500	0.533		mg/L		106	75 - 125	5	20
Lead	0.00099		0.100	0.112		mg/L		111	75 - 125	4	20
Molybdenum	0.50		1.00	1.59		mg/L		110	75 - 125	5	20
Selenium	<0.0025		0.100	0.104		mg/L		104	75 - 125	6	20
Thallium	<0.0020		0.100	0.110		mg/L		110	75 - 125	6	20

Lab Sample ID: 500-201190-1 MSD — **Client Sample ID: T02S**
Matrix: Water — **Prep Type: Total Recoverable**
Analysis Batch: 606559 — **Prep Batch: 605952**

Analyte	Sample Result	Sample Qualifier	Spike Added	MSD Result	MSD Qualifier	Unit	D	%Rec	%Rec. Limits	RPD	RPD Limit
Boron	5.9		1.00	6.82	4	mg/L		95	75 - 125	5	20

Lab Sample ID: 500-201190-1 DU — **Client Sample ID: T02S**
Matrix: Water — **Prep Type: Total Recoverable**
Analysis Batch: 606286 — **Prep Batch: 605952**

Analyte	Sample Result	Sample Qualifier		DU Result	DU Qualifier	Unit	D			RPD	RPD Limit
Antimony	<0.0030			<0.0030		mg/L				NC	20
Arsenic	0.0094			0.00944		mg/L				0.07	20
Barium	0.063			0.0639		mg/L				1	20
Beryllium	<0.0010			<0.0010		mg/L				NC	20
Cadmium	<0.00050			<0.00050		mg/L				NC	20
Calcium	49			49.2		mg/L				0.8	20
Chromium	<0.0050			<0.0050		mg/L				NC	20
Cobalt	0.0029			0.00282		mg/L				2	20
Lead	0.00099			0.000976		mg/L				1	20
Molybdenum	0.50			0.497		mg/L				0.3	20
Selenium	<0.0025			<0.0025		mg/L				NC	20
Thallium	<0.0020			<0.0020		mg/L				NC	20

Lab Sample ID: 500-201190-1 DU — **Client Sample ID: T02S**
Matrix: Water — **Prep Type: Total Recoverable**
Analysis Batch: 606559 — **Prep Batch: 605952**

Analyte	Sample Result	Sample Qualifier		DU Result	DU Qualifier	Unit	D			RPD	RPD Limit
Boron	5.9			5.70		mg/L				3	20

Method: 6020A - Metals (ICP/MS) (Continued)

Lab Sample ID: MB 500-606931/1-A
Matrix: Water
Analysis Batch: 607209

Client Sample ID: Method Blank
Prep Type: Total Recoverable
Prep Batch: 606931

Analyte	MB Result	MB Qualifier	RL	MDL	Unit	D	Prepared	Analyzed	Dil Fac
Antimony	<0.0030		0.0030		mg/L		06/30/21 08:25	06/30/21 17:01	1
Arsenic	<0.0010		0.0010		mg/L		06/30/21 08:25	06/30/21 17:01	1
Barium	<0.0025		0.0025		mg/L		06/30/21 08:25	06/30/21 17:01	1
Beryllium	<0.0010		0.0010		mg/L		06/30/21 08:25	06/30/21 17:01	1
Cadmium	<0.00050		0.00050		mg/L		06/30/21 08:25	06/30/21 17:01	1
Calcium	<0.20		0.20		mg/L		06/30/21 08:25	06/30/21 17:01	1
Chromium	<0.0050		0.0050		mg/L		06/30/21 08:25	06/30/21 17:01	1
Cobalt	<0.0010		0.0010		mg/L		06/30/21 08:25	06/30/21 17:01	1
Lead	<0.00050		0.00050		mg/L		06/30/21 08:25	06/30/21 17:01	1
Molybdenum	<0.0050		0.0050		mg/L		06/30/21 08:25	06/30/21 17:01	1
Selenium	<0.0025		0.0025		mg/L		06/30/21 08:25	06/30/21 17:01	1
Thallium	<0.0020		0.0020		mg/L		06/30/21 08:25	06/30/21 17:01	1

Lab Sample ID: MB 500-606931/1-A
Matrix: Water
Analysis Batch: 607492

Client Sample ID: Method Blank
Prep Type: Total Recoverable
Prep Batch: 606931

Analyte	MB Result	MB Qualifier	RL	MDL	Unit	D	Prepared	Analyzed	Dil Fac
Boron	0.0782		0.050		mg/L		06/30/21 08:25	07/01/21 13:31	1

Lab Sample ID: LCS 500-606931/2-A
Matrix: Water
Analysis Batch: 607209

Client Sample ID: Lab Control Sample
Prep Type: Total Recoverable
Prep Batch: 606931

Analyte	Spike Added	LCS Result	LCS Qualifier	Unit	D	%Rec	%Rec. Limits
Antimony	0.500	0.499		mg/L		100	80 - 120
Arsenic	0.100	0.0989		mg/L		99	80 - 120
Barium	2.00	1.97		mg/L		99	80 - 120
Beryllium	0.0500	0.0533		mg/L		107	80 - 120
Cadmium	0.0500	0.0495		mg/L		99	80 - 120
Calcium	10.0	9.67		mg/L		97	80 - 120
Chromium	0.200	0.209		mg/L		105	80 - 120
Cobalt	0.500	0.529		mg/L		106	80 - 120
Lead	0.100	0.110		mg/L		110	80 - 120
Molybdenum	1.00	0.983		mg/L		98	80 - 120
Selenium	0.100	0.0985		mg/L		98	80 - 120
Thallium	0.100	0.110		mg/L		110	80 - 120

Lab Sample ID: LCS 500-606931/2-A
Matrix: Water
Analysis Batch: 607492

Client Sample ID: Lab Control Sample
Prep Type: Total Recoverable
Prep Batch: 606931

Analyte	Spike Added	LCS Result	LCS Qualifier	Unit	D	%Rec	%Rec. Limits
Boron	1.00	1.06		mg/L		106	80 - 120

Method: 6020A - Metals (ICP/MS) (Continued)

Lab Sample ID: MB 500-607199/1-A
Matrix: Water
Analysis Batch: 607502

Client Sample ID: Method Blank
Prep Type: Total Recoverable
Prep Batch: 607199

Analyte	MB Result	MB Qualifier	RL	MDL	Unit	D	Prepared	Analyzed	Dil Fac
Antimony	<3.0		3.0		ug/L		07/01/21 09:27	07/01/21 19:49	1
Arsenic	<0.0010		0.0010		mg/L		07/01/21 09:27	07/01/21 19:49	1
Cadmium	<0.50		0.50		ug/L		07/01/21 09:27	07/01/21 19:49	1
Chromium	<5.0		5.0		ug/L		07/01/21 09:27	07/01/21 19:49	1
Cobalt	<0.0010		0.0010		mg/L		07/01/21 09:27	07/01/21 19:49	1
Lead	<0.00050		0.00050		mg/L		07/01/21 09:27	07/01/21 19:49	1
Molybdenum	<0.0050		0.0050		mg/L		07/01/21 09:27	07/01/21 19:49	1
Selenium	<0.0025		0.0025		mg/L		07/01/21 09:27	07/01/21 19:49	1
Thallium	<2.0		2.0		ug/L		07/01/21 09:27	07/01/21 19:49	1

Lab Sample ID: MB 500-607199/1-A
Matrix: Water
Analysis Batch: 607568

Client Sample ID: Method Blank
Prep Type: Total Recoverable
Prep Batch: 607199

Analyte	MB Result	MB Qualifier	RL	MDL	Unit	D	Prepared	Analyzed	Dil Fac
Barium	<0.0025		0.0025		mg/L		07/01/21 09:27	07/02/21 11:38	1
Beryllium	<1.0	^1+	1.0		ug/L		07/01/21 09:27	07/02/21 11:38	1
Boron	0.0748		0.050		mg/L		07/01/21 09:27	07/02/21 11:38	1
Calcium	<0.20		0.20		mg/L		07/01/21 09:27	07/02/21 11:38	1

Lab Sample ID: LCS 500-607199/2-A
Matrix: Water
Analysis Batch: 607502

Client Sample ID: Lab Control Sample
Prep Type: Total Recoverable
Prep Batch: 607199

Analyte	Spike Added	LCS Result	LCS Qualifier	Unit	D	%Rec	%Rec. Limits
Antimony	500	508		ug/L		102	80 - 120
Arsenic	0.100	0.0955		mg/L		95	80 - 120
Cadmium	50.0	48.4		ug/L		97	80 - 120
Chromium	200	198		ug/L		99	80 - 120
Cobalt	0.500	0.498		mg/L		100	80 - 120
Lead	0.100	0.106		mg/L		106	80 - 120
Molybdenum	1.00	0.952		mg/L		95	80 - 120
Selenium	0.100	0.0990		mg/L		99	80 - 120
Thallium	100	105		ug/L		105	80 - 120

Lab Sample ID: LCS 500-607199/2-A
Matrix: Water
Analysis Batch: 607568

Client Sample ID: Lab Control Sample
Prep Type: Total Recoverable
Prep Batch: 607199

Analyte	Spike Added	LCS Result	LCS Qualifier	Unit	D	%Rec	%Rec. Limits
Barium	2.00	2.02		mg/L		101	80 - 120
Beryllium	50.0	49.4	^1+	ug/L		99	80 - 120
Boron	1.00	1.08		mg/L		108	80 - 120
Calcium	10.0	9.81		mg/L		98	80 - 120

Method: 6020A - Metals (ICP/MS) (Continued)

Lab Sample ID: 500-201190-17 MS — **Client Sample ID: G44S**
Matrix: Water — **Prep Type: Total Recoverable**
Analysis Batch: 607502 — **Prep Batch: 607199**

Analyte	Sample Result	Sample Qualifier	Spike Added	MS Result	MS Qualifier	Unit	D	%Rec	%Rec. Limits
Antimony	<3.0		500	524		ug/L		105	75 - 125
Arsenic	<0.0010		0.100	0.0995		mg/L		99	75 - 125
Cadmium	<0.50		50.0	48.2		ug/L		96	75 - 125
Chromium	<5.0		200	199		ug/L		99	75 - 125
Cobalt	<0.0010		0.500	0.485		mg/L		97	75 - 125
Lead	<0.00050		0.100	0.103		mg/L		103	75 - 125
Molybdenum	0.22		1.00	1.20		mg/L		98	75 - 125
Selenium	<0.0025		0.100	0.102		mg/L		102	75 - 125
Thallium	<2.0		100	104		ug/L		104	75 - 125

Lab Sample ID: 500-201190-17 MS — **Client Sample ID: G44S**
Matrix: Water — **Prep Type: Total Recoverable**
Analysis Batch: 607568 — **Prep Batch: 607199**

Analyte	Sample Result	Sample Qualifier	Spike Added	MS Result	MS Qualifier	Unit	D	%Rec	%Rec. Limits
Boron	1.9	B	1.00	2.77		mg/L		92	75 - 125

Lab Sample ID: 500-201190-17 MS — **Client Sample ID: G44S**
Matrix: Water — **Prep Type: Total Recoverable**
Analysis Batch: 607568 — **Prep Batch: 607199**

Analyte	Sample Result	Sample Qualifier	Spike Added	MS Result	MS Qualifier	Unit	D	%Rec	%Rec. Limits
Barium	0.058		2.00	2.05		mg/L		100	75 - 125
Beryllium	<1.0	^1+	50.0	50.1	^1+	ug/L		100	75 - 125
Calcium	120		10.0	142	4	mg/L		270	75 - 125

Lab Sample ID: 500-201190-17 MSD — **Client Sample ID: G44S**
Matrix: Water — **Prep Type: Total Recoverable**
Analysis Batch: 607502 — **Prep Batch: 607199**

Analyte	Sample Result	Sample Qualifier	Spike Added	MSD Result	MSD Qualifier	Unit	D	%Rec	%Rec. Limits	RPD	RPD Limit
Antimony	<3.0		500	529		ug/L		106	75 - 125	1	20
Arsenic	<0.0010		0.100	0.100		mg/L		99	75 - 125	1	20
Cadmium	<0.50		50.0	48.9		ug/L		98	75 - 125	1	20
Chromium	<5.0		200	198		ug/L		99	75 - 125	1	20
Cobalt	<0.0010		0.500	0.487		mg/L		97	75 - 125	0	20
Lead	<0.00050		0.100	0.105		mg/L		105	75 - 125	2	20
Molybdenum	0.22		1.00	1.21		mg/L		100	75 - 125	1	20
Selenium	<0.0025		0.100	0.103		mg/L		103	75 - 125	1	20
Thallium	<2.0		100	105		ug/L		105	75 - 125	1	20

Lab Sample ID: 500-201190-17 MSD — **Client Sample ID: G44S**
Matrix: Water — **Prep Type: Total Recoverable**
Analysis Batch: 607568 — **Prep Batch: 607199**

Analyte	Sample Result	Sample Qualifier	Spike Added	MSD Result	MSD Qualifier	Unit	D	%Rec	%Rec. Limits	RPD	RPD Limit
Boron	1.9	B	1.00	2.90		mg/L		104	75 - 125	4	20

Method: 6020A - Metals (ICP/MS) (Continued)

Lab Sample ID: 500-201190-17 MSD — **Client Sample ID: G44S**
Matrix: Water — **Prep Type: Total Recoverable**
Analysis Batch: 607568 — **Prep Batch: 607199**

Analyte	Sample Result	Sample Qualifier	Spike Added	MSD Result	MSD Qualifier	Unit	D	%Rec	%Rec. Limits	RPD	RPD Limit
Barium	0.058		2.00	2.07		mg/L		101	75 - 125	1	20
Beryllium	<1.0	^1+	50.0	52.0	^1+	ug/L		104	75 - 125	4	20
Calcium	120		10.0	143	4	mg/L		280	75 - 125	1	20

Lab Sample ID: 500-201190-17 DU — **Client Sample ID: G44S**
Matrix: Water — **Prep Type: Total Recoverable**
Analysis Batch: 607502 — **Prep Batch: 607199**

Analyte	Sample Result	Sample Qualifier	DU Result	DU Qualifier	Unit	D	RPD	RPD Limit
Antimony	<3.0		<3.0		ug/L		NC	20
Arsenic	<0.0010		0.00107		mg/L		NC	20
Cadmium	<0.50		<0.50		ug/L		NC	20
Chromium	<5.0		<5.0		ug/L		NC	20
Cobalt	<0.0010		<0.0010		mg/L		NC	20
Lead	<0.00050		<0.00050		mg/L		NC	20
Molybdenum	0.22		0.215		mg/L		0.7	20
Selenium	<0.0025		<0.0025		mg/L		NC	20
Thallium	<2.0		<2.0		ug/L		NC	20

Lab Sample ID: 500-201190-17 DU — **Client Sample ID: G44S**
Matrix: Water — **Prep Type: Total Recoverable**
Analysis Batch: 607568 — **Prep Batch: 607199**

Analyte	Sample Result	Sample Qualifier	DU Result	DU Qualifier	Unit	D	RPD	RPD Limit
Boron	1.9	B	1.89		mg/L		2	20

Lab Sample ID: 500-201190-17 DU — **Client Sample ID: G44S**
Matrix: Water — **Prep Type: Total Recoverable**
Analysis Batch: 607568 — **Prep Batch: 607199**

Analyte	Sample Result	Sample Qualifier	DU Result	DU Qualifier	Unit	D	RPD	RPD Limit
Barium	0.058		0.0668		mg/L		14	20
Beryllium	<1.0	^1+	<1.0	^1+	ug/L		NC	20
Calcium	120		134		mg/L		15	20

Lab Sample ID: MB 500-607459/1-A — **Client Sample ID: Method Blank**
Matrix: Water — **Prep Type: Total Recoverable**
Analysis Batch: 608130 — **Prep Batch: 607459**

Analyte	MB Result	MB Qualifier	RL	MDL	Unit	D	Prepared	Analyzed	Dil Fac
Boron	<0.050		0.050		mg/L		07/02/21 08:27	07/02/21 21:12	1

Lab Sample ID: LCS 500-607459/2-A — **Client Sample ID: Lab Control Sample**
Matrix: Water — **Prep Type: Total Recoverable**
Analysis Batch: 608130 — **Prep Batch: 607459**

Analyte	Spike Added	LCS Result	LCS Qualifier	Unit	D	%Rec	%Rec. Limits
Boron	1.00	1.04		mg/L		104	80 - 120

Method: SM 2540C - Solids, Total Dissolved (TDS)

Lab Sample ID: MB 500-605343/1 — **Client Sample ID: Method Blank**
Matrix: Water — **Prep Type: Total/NA**
Analysis Batch: 605343

Analyte	MB Result	MB Qualifier	RL	MDL	Unit	D	Prepared	Analyzed	Dil Fac
Total Dissolved Solids	<10		10		mg/L			06/22/21 03:19	1

Lab Sample ID: LCS 500-605343/2 — **Client Sample ID: Lab Control Sample**
Matrix: Water — **Prep Type: Total/NA**
Analysis Batch: 605343

Analyte	Spike Added	LCS Result	LCS Qualifier	Unit	D	%Rec	%Rec. Limits
Total Dissolved Solids	250	248		mg/L		99	80 - 120

Lab Sample ID: MB 500-605609/1 — **Client Sample ID: Method Blank**
Matrix: Water — **Prep Type: Total/NA**
Analysis Batch: 605609

Analyte	MB Result	MB Qualifier	RL	MDL	Unit	D	Prepared	Analyzed	Dil Fac
Total Dissolved Solids	<10		10		mg/L			06/23/21 05:07	1

Lab Sample ID: LCS 500-605609/2 — **Client Sample ID: Lab Control Sample**
Matrix: Water — **Prep Type: Total/NA**
Analysis Batch: 605609

Analyte	Spike Added	LCS Result	LCS Qualifier	Unit	D	%Rec	%Rec. Limits
Total Dissolved Solids	250	234		mg/L		94	80 - 120

Lab Sample ID: MB 500-606400/1 — **Client Sample ID: Method Blank**
Matrix: Water — **Prep Type: Total/NA**
Analysis Batch: 606400

Analyte	MB Result	MB Qualifier	RL	MDL	Unit	D	Prepared	Analyzed	Dil Fac
Total Dissolved Solids	<10		10		mg/L			06/27/21 22:34	1

Lab Sample ID: LCS 500-606400/2 — **Client Sample ID: Lab Control Sample**
Matrix: Water — **Prep Type: Total/NA**
Analysis Batch: 606400

Analyte	Spike Added	LCS Result	LCS Qualifier	Unit	D	%Rec	%Rec. Limits
Total Dissolved Solids	250	244		mg/L		98	80 - 120

Lab Sample ID: MB 500-606953/1 — **Client Sample ID: Method Blank**
Matrix: Water — **Prep Type: Total/NA**
Analysis Batch: 606953

Analyte	MB Result	MB Qualifier	RL	MDL	Unit	D	Prepared	Analyzed	Dil Fac
Total Dissolved Solids	<10		10		mg/L			06/30/21 08:02	1

Lab Sample ID: LCS 500-606953/2 — **Client Sample ID: Lab Control Sample**
Matrix: Water — **Prep Type: Total/NA**
Analysis Batch: 606953

Analyte	Spike Added	LCS Result	LCS Qualifier	Unit	D	%Rec	%Rec. Limits
Total Dissolved Solids	250	252		mg/L		101	80 - 120

Method: SM 2540C - Solids, Total Dissolved (TDS)

Lab Sample ID: 500-201190-9 MS — **Client Sample ID: G48S**
Matrix: Water — **Prep Type: Total/NA**
Analysis Batch: 606953

Analyte	Sample Result	Sample Qualifier	Spike Added	MS Result	MS Qualifier	Unit	D	%Rec	%Rec. Limits		
Total Dissolved Solids	1100		250	1380	4	mg/L		124	75 - 125		

Lab Sample ID: 500-201190-9 DU — **Client Sample ID: G48S**
Matrix: Water — **Prep Type: Total/NA**
Analysis Batch: 606953

Analyte	Sample Result	Sample Qualifier		DU Result	DU Qualifier	Unit	D			RPD	RPD Limit
Total Dissolved Solids	1100			1040		mg/L				3	5

Lab Sample ID: 500-201190-10 DU — **Client Sample ID: G47S**
Matrix: Water — **Prep Type: Total/NA**
Analysis Batch: 606953

Analyte	Sample Result	Sample Qualifier		DU Result	DU Qualifier	Unit	D			RPD	RPD Limit
Total Dissolved Solids	1000			1020		mg/L				2	5

Lab Sample ID: MB 500-607383/1 — **Client Sample ID: Method Blank**
Matrix: Water — **Prep Type: Total/NA**
Analysis Batch: 607383

Analyte	MB Result	MB Qualifier	RL	MDL	Unit	D	Prepared	Analyzed	Dil Fac
Total Dissolved Solids	<10		10		mg/L			07/02/21 02:31	1

Lab Sample ID: LCS 500-607383/2 — **Client Sample ID: Lab Control Sample**
Matrix: Water — **Prep Type: Total/NA**
Analysis Batch: 607383

Analyte			Spike Added	LCS Result	LCS Qualifier	Unit	D	%Rec	%Rec. Limits		
Total Dissolved Solids			250	248		mg/L		99	80 - 120		

Lab Sample ID: 500-201190-17 MS — **Client Sample ID: G44S**
Matrix: Water — **Prep Type: Total/NA**
Analysis Batch: 607383

Analyte	Sample Result	Sample Qualifier	Spike Added	MS Result	MS Qualifier	Unit	D	%Rec	%Rec. Limits		
Total Dissolved Solids	730		250	1010		mg/L		113	75 - 125		

Lab Sample ID: 500-201190-17 DU — **Client Sample ID: G44S**
Matrix: Water — **Prep Type: Total/NA**
Analysis Batch: 607383

Analyte	Sample Result	Sample Qualifier		DU Result	DU Qualifier	Unit	D			RPD	RPD Limit
Total Dissolved Solids	730			698		mg/L				5	5

Lab Sample ID: 500-201190-18 DU — **Client Sample ID: G46S**
Matrix: Water — **Prep Type: Total/NA**
Analysis Batch: 607383

Analyte	Sample Result	Sample Qualifier		DU Result	DU Qualifier	Unit	D			RPD	RPD Limit
Total Dissolved Solids	1000			1080		mg/L				4	5

QC Sample Results

Client: KPRG and Associates, Inc.
Project/Site: Joliet #9 (Quarry) CCR 2Q21

Job ID: 500-201190-1

Method: SM 4500 Cl- E - Chloride, Total

Lab Sample ID: MB 500-609688/16 — **Client Sample ID: Method Blank**
Matrix: Water — **Prep Type: Total/NA**
Analysis Batch: 609688

Analyte	MB Result	MB Qualifier	RL	MDL	Unit	D	Prepared	Analyzed	Dil Fac
Chloride	<2.0		2.0		mg/L			07/14/21 13:26	1

Lab Sample ID: LCS 500-609688/17 — **Client Sample ID: Lab Control Sample**
Matrix: Water — **Prep Type: Total/NA**
Analysis Batch: 609688

Analyte	Spike Added	LCS Result	LCS Qualifier	Unit	D	%Rec	%Rec. Limits
Chloride	20.0	20.9		mg/L		105	85 - 115

Lab Sample ID: 500-201190-1 MS — **Client Sample ID: T02S**
Matrix: Water — **Prep Type: Total/NA**
Analysis Batch: 609688

Analyte	Sample Result	Sample Qualifier	Spike Added	MS Result	MS Qualifier	Unit	D	%Rec	%Rec. Limits
Chloride	95		20.0	111	4	mg/L		84	75 - 125

Lab Sample ID: 500-201190-1 MSD — **Client Sample ID: T02S**
Matrix: Water — **Prep Type: Total/NA**
Analysis Batch: 609688

Analyte	Sample Result	Sample Qualifier	Spike Added	MSD Result	MSD Qualifier	Unit	D	%Rec	%Rec. Limits	RPD	RPD Limit
Chloride	95		20.0	112	4	mg/L		85	75 - 125	0	20

Method: SM 4500 F C - Fluoride

Lab Sample ID: MB 500-609663/3 — **Client Sample ID: Method Blank**
Matrix: Water — **Prep Type: Total/NA**
Analysis Batch: 609663

Analyte	MB Result	MB Qualifier	RL	MDL	Unit	D	Prepared	Analyzed	Dil Fac
Fluoride	<0.10		0.10		mg/L			07/15/21 17:15	1

Lab Sample ID: LCS 500-609663/4 — **Client Sample ID: Lab Control Sample**
Matrix: Water — **Prep Type: Total/NA**
Analysis Batch: 609663

Analyte	Spike Added	LCS Result	LCS Qualifier	Unit	D	%Rec	%Rec. Limits
Fluoride	10.0	11.0		mg/L		110	80 - 120

Lab Sample ID: 500-201190-1 MS — **Client Sample ID: T02S**
Matrix: Water — **Prep Type: Total/NA**
Analysis Batch: 609663

Analyte	Sample Result	Sample Qualifier	Spike Added	MS Result	MS Qualifier	Unit	D	%Rec	%Rec. Limits
Fluoride	0.53		5.00	6.06		mg/L		111	75 - 125

QC Sample Results

Client: KPRG and Associates, Inc.
Project/Site: Joliet #9 (Quarry) CCR 2Q21

Job ID: 500-201190-1

Method: SM 4500 F C - Fluoride (Continued)

Lab Sample ID: 500-201190-1 MSD — **Client Sample ID: T02S**
Matrix: Water — **Prep Type: Total/NA**
Analysis Batch: 609663

Analyte	Sample Result	Sample Qualifier	Spike Added	MSD Result	MSD Qualifier	Unit	D	%Rec	%Rec. Limits	RPD	RPD Limit
Fluoride	0.53		5.00	6.15		mg/L		112	75 - 125	1	20

Method: SM 4500 SO4 E - Sulfate, Total

Lab Sample ID: MB 500-609689/15 — **Client Sample ID: Method Blank**
Matrix: Water — **Prep Type: Total/NA**
Analysis Batch: 609689

Analyte	MB Result	MB Qualifier	RL	MDL	Unit	D	Prepared	Analyzed	Dil Fac
Sulfate	<5.0		5.0		mg/L			07/14/21 13:54	1

Lab Sample ID: LCS 500-609689/16 — **Client Sample ID: Lab Control Sample**
Matrix: Water — **Prep Type: Total/NA**
Analysis Batch: 609689

Analyte			Spike Added	LCS Result	LCS Qualifier	Unit	D	%Rec	%Rec. Limits		
Sulfate			20.0	21.5		mg/L		107	80 - 120		

Lab Sample ID: 500-201190-1 MS — **Client Sample ID: T02S**
Matrix: Water — **Prep Type: Total/NA**
Analysis Batch: 609689

Analyte	Sample Result	Sample Qualifier	Spike Added	MS Result	MS Qualifier	Unit	D	%Rec	%Rec. Limits		
Sulfate	380		20.0	388	4	mg/L		37	75 - 125		

Lab Sample ID: 500-201190-1 MSD — **Client Sample ID: T02S**
Matrix: Water — **Prep Type: Total/NA**
Analysis Batch: 609689

Analyte	Sample Result	Sample Qualifier	Spike Added	MSD Result	MSD Qualifier	Unit	D	%Rec	%Rec. Limits	RPD	RPD Limit
Sulfate	380		20.0	389	4	mg/L		43	75 - 125	0	20

Chain of Custody Record

543782

eurofins

Environment Testing
TestAmerica

Address _____

Regulatory Program: ☐ DW ☐ NPDES ☐ RCRA ☐ Other

TAL-8210

Client Contact	Project Manager: Jodie Bracken	Site Contact	Date	COC No
Company Name: Midwest Generation EME LLC	Tel/Email	Lab Contact.	Carrier	_____ of _____ COCs
Address	Analysis Turnaround Time			Sampler
City State/Zip: Joliet, IL.	☐ CALENDAR DAYS ☐ WORKING DAYS			For Lab Use Only
Phone	TAT if different from Below _____			Walk-in Client
Fax	☐ 2 weeks			Lab Sampling
Project Name: Joliet #9 CCR	☐ 1 week			
Site: 2021- GW	☐ 2 days			Job / SDG No
P O #	☐ 1 day			500-201190

500-201190 COC

	Sample Identification	Sample Date	Sample Time	Sample Type (C=Comp, G=Grab)	Matrix	# of Cont.	Filtered Sample (Y / N)	Perform MS / MSD (Y / N)	Radium 226	Radium 228	Combined 226/228	Total Metals: As, B, Ba, Ca, Co, Pb, Li, Mo, S	TDS, Fl, Cl, SO4	Sample Specific Notes
1	T025	06/21/21	1012		W	5			✓	✓	✓	✓	✓	
2	T085	06/21/21	1146		W	5			✓	✓	✓	✓	✓	

Preservation Used: 1= Ice, 2= HCl; 3= H2SO4; 4=HNO3; 5=NaOH; 6= Other _____

Possible Hazard Identification:
Are any samples from a listed EPA Hazardous Waste? Please List any EPA Waste Codes for the sample in the Comments Section if the lab is to dispose of the sample

☐ Non Hazard ☐ Flammable ☐ Skin Irritant ☐ Poison B ☐ Unknown

Sample Disposal (A fee may be assessed if samples are retained longer than 1 month)

☐ Return to Client ☐ Disposal by Lab ☐ Archive for _____ Months

Special Instructions/QC Requirements & Comments:

Custody Seals Intact ☐ Yes ☐ No | Custody Seal No | Cooler Temp (°C) Obs'd 2.9 Corr'd _____ | Therm ID No _____

Relinquished by	Company	Date/Time	Received by	Company	Date/Time
[signature]	TAL	06/21/21 @ 1410			
Relinquished by	Company	Date/Time	Received by	Company	Date/Time
Relinquished by	Company	Date/Time	Received in Laboratory by: [signature]	Company: ETA-CHI	Date/Time: 6/21/21 1410

Chain of Custody Record

543783

eurofins

Environment Testing
TestAmerica

Address _____

Regulatory Program: ☐ DW ☐ NPDES ☐ RCRA ☐ Other

TAL-8210

Client Contact		Project Manager: Jodie Bracken	Site Contact:	Date	COC No
Company Name: Midwest Generation EME		Tel/Email:	Lab Contact:	Carrier	____ of ____ COCs
Address		Analysis Turnaround Time			Sampler
City/State/Zip: Joliet, IL		☐ CALENDAR DAYS ☐ WORKING DAYS			For Lab Use Only
Phone		TAT if different from Below _____			Walk-in Client
Fax		☐ 2 weeks			Lab Sampling
Project Name: Joliet #9 CCR		☐ 1 week			
Site: 2Q21 GW		☐ 2 days			Job / SDG No
P O #		☐ 1 day		500-201190 COC	500-201190

	Sample Identification	Sample Date	Sample Time	Sample Type (C=Comp, G=Grab)	Matrix	# of Cont.	Filtered Sample (Y/N)	Perform MS / MSD (Y/N)	Radium 226	Radium 228	Combined 226/228	Total Metals As, B, Ba, Ca, Co, Pb, Li, Mo, S	TDS, Fl, Cl, SO4	Sample Specific Notes
3	T035	06/22/21	0913		W	5			✓	✓	✓	✓	✓	
4	T065	06/22/21	1045		W	5			✓	✓	✓	✓	✓	
5	T055	06/22/21	1307		W	5			✓	✓	✓	✓	✓	

Preservation Used: 1= Ice, 2= HCl; 3= H2SO4; 4=HNO3; 5=NaOH; 6= Other _____

Possible Hazard Identification
Are any samples from a listed EPA Hazardous Waste? Please List any EPA Waste Codes for the sample in the Comments Section if the lab is to dispose of the sample

☐ Non-Hazard ☐ Flammable ☐ Skin Irritant ☐ Poison B ☐ Unknown

Sample Disposal (A fee may be assessed if samples are retained longer than 1 month)

☐ Return to Client ☐ Disposal by Lab ☐ Archive for _____ Months

Special Instructions/QC Requirements & Comments:

Custody Seals Intact ☐ Yes ☐ No | Custody Seal No | Cooler Temp (°C) Obs'd 1.8 Corr'd _____ | Therm ID No _____

Relinquished by	Company	Date/Time	Received by	Company	Date/Time
[signature]	TAL	06/22/21	1516		
Relinquished by	Company	Date/Time	Received by	Company	Date/Time
Relinquished by	Company	Date/Time	Received in Laboratory by [signature]	Company TAL-CHI	Date/Time 6/22/21 1516

Chain of Custody Record

543784

eurofins

Environment Testing
TestAmerica

Address _____

Regulatory Program: ☐ DW ☐ NPDES ☐ RCRA ☐ Other

TAL-8210

Client Contact	Project Manager Jodie Bracken	Site Contact	Date	COC No
Company Name Midwest Generation EME LLC	Tel/Email	Lab Contact	Carrier	____ of ____ COCs
Address	Analysis Turnaround Time			Sampler
City/State/Zip Joliet, IL.	☐ CALENDAR DAYS ☐ WORKING DAYS			For Lab Use Only
Phone	TAT if different from Below _____			Walk-in Client
Fax	☐ 2 weeks			Lab Sampling
Project Name Joliet #9 CCR	☐ 1 week			
Site 2021 GW	☐ 2 days			Job / SDG No
P O #	☐ 1 day			500-201190

500-201190 COC

	Sample Identification	Sample Date	Sample Time	Sample Type (C=Comp, G=Grab)	Matrix	# of Cont.	Filtered Sample (Y / N)	Perform MS / MSD (Y / N)	Radium 226	Radium 228	Combined 226/228	Total Metals Al, B, Ba, Ca, Co, Li, Mo, S	TDS, Fl, Cl, SO4	Sample Specific Notes
6	T09S	06/23/21	0943		W	5			✓	✓	✓	✓	✓	
7	G20S	06/23/21	1120		W	5			✓	✓	✓	✓	✓	
8	R08S	06/23/21	1405		W	5			✓	✓	✓	✓	✓	

Preservation Used: 1= Ice, 2= HCl; 3= H2SO4; 4=HNO3; 5=NaOH; 6= Other _____

Possible Hazard Identification:
Are any samples from a listed EPA Hazardous Waste? Please List any EPA Waste Codes for the sample in the Comments Section if the lab is to dispose of the sample

Non Hazard ☐ Flammable ☐ Skin Irritant ☐ Poison B ☐ Unknown

Sample Disposal (A fee may be assessed if samples are retained longer than 1 month)

☐ Return to Client ☐ Disposal by Lab ☐ Archive for_____ Months

Special Instructions/QC Requirements & Comments:

3.6 48qt

Custody Seals Intact ☐ Yes ☐ No | Custody Seal No | Cooler Temp (°C) Obs'd _____ Corr'd _____ Therm ID No _____

Relinquished by	Company	Date/Time	Received by	Company	Date/Time
[signature]	T&A	06/23/21 E	1537		
Relinquished by	Company	Date/Time	Received by	Company	Date/Time
Relinquished by	Company	Date/Time	Received in Laboratory by	Company	Date/Time
			Stephanie Hernandez	ETA-CHI	6/23/21 1537

Chain of Custody Record

434212

eurofins

Environment Testing TestAmerica

Address _____

Regulatory Program: ☐ DW ☐ NPDES ☐ RCRA ☐ Other

TAL-8210

Client Contact	Project Manager Diana Mockler	Site Contact	Date	COC No
Company Name Midwest Generation EME LLC	Tel/Email	Lab Contact	Carrier	____ of ____ COCs
Address	Analysis Turnaround Time			Sampler
City/State/Zip Joliet, IL	☐ CALENDAR DAYS ☐ WORKING DAYS			For Lab Use Only
Phone	TAT if different from Below _____			Walk-in Client
Fax	☐ 2 weeks			Lab Sampling
Project Name Joliet #9 CCR	☐ 1 week			
Site 2021 GW	☐ 2 days			Job / SDG No
P O #	☐ 1 day			500-201190

500-201190 COC

	Sample Identification	Sample Date	Sample Time	Sample Type (C=Comp, G=Grab)	Matrix	# of Cont.	Filtered Sample (Y / N)	Perform MS / MSD (Y / N)	Radium 226	Radium 228	Combined 226/228	Total Metals As, B, Ba, Ca, Co, Tl, Li, Mo, S	TDS, Fl, Cl, SO4	Sample Specific Notes
9	G48S	06/24/21	0848		W	5			✓	✓	✓	✓	✓	
10	G47S	06/24/21	1015		W	5			✓	✓	✓	✓	✓	
11	G33S	06/24/21	1211		W	5			✓	✓	✓	✓	✓	
12	DUP of G33S	06/24/21	1211		W	5			✓	✓	✓	✓	✓	

Preservation Used: 1= Ice, 2= HCl; 3= H2SO4; 4=HNO3; 5=NaOH; 6= Other _____

Possible Hazard Identification.
Are any samples from a listed EPA Hazardous Waste? Please List any EPA Waste Codes for the sample in the Comments Section if the lab is to dispose of the sample

☐ Non-Hazard ☐ Flammable ☐ Skin Irritant ☐ Poison B ☐ Unknown

Sample Disposal (A fee may be assessed if samples are retained longer than 1 month)

☐ Return to Client ☐ Disposal by Lab ☐ Archive for _____ Months

Special Instructions/QC Requirements & Comments

0.6 48qt.

Custody Seals Intact ☐ Yes ☐ No | Custody Seal No | Cooler Temp (°C) Obs'd _____ Corr'd _____ Therm ID No _____

Relinquished by	Company	Date/Time	Received by	Company	Date/Time
[signature]	TMC	06/24/21 @ 1428			
Relinquished by	Company	Date/Time	Received by	Company	Date/Time
Relinquished by	Company	Date/Time	Received in Laboratory by	Company	Date/Time
			Stephanie Hernandez	ETA-CHI	6/24/21 1428

Chain of Custody Record

543785

eurofins | Environment Testing TestAmerica

Address _____

Regulatory Program: ☐ DW ☐ NPDES ☐ RCRA ☐ Other

TAL-8210

Client Contact	Project Manager: Diana Mockler	Site Contact	Date	COC No
Company Name: Midwest Generation EME LLC	Tel/Email:	Lab Contact:	Carrier:	____ of ____ COCs
Address	Analysis Turnaround Time			Sampler
City/State/Zip: Joliet, IL.	☐ CALENDAR DAYS ☐ WORKING DAYS			For Lab Use Only
Phone	TAT if different from Below _____			Walk-in Client
Fax	☐ 2 weeks			Lab Sampling
Project Name: Joliet #9 CCR	☐ 1 week			
Site: 2021 GW	☐ 2 days			Job / SDG No
P O #	☐ 1 day			500-201190

500-201190 COC

	Sample Identification	Sample Date	Sample Time	Sample Type (C=Comp, G=Grab)	Matrix	# of Cont.	Filtered Sample (Y / N)	Perform MS / MSD (Y / N)	Radium 226	Radium 228	Combined 226/228	Total Metals As, B, Ba, Ca,	TDS, Fl, Cl, SO4	Sample Specific Notes
13	T04S	06/28/21	0900		—	—								No samples due to property development excavation
14	T01S	06/28/21	1001		W	5			✓	✓	✓	✓	✓	
15	R32S	06/28/21	1339		W	5			✓	✓	✓	✓	✓	
16	G45S	06/28/21	1433		W	5			✓	✓	✓	✓	✓	

Preservation Used: 1= Ice, 2= HCl; 3= H2SO4; 4=HNO3; 5=NaOH; 6= Other _____

Possible Hazard Identification
Are any samples from a listed EPA Hazardous Waste? Please List any EPA Waste Codes for the sample in the Comments Section if the lab is to dispose of the sample

☐ Non Hazard ☐ Flammable ☐ Skin Irritant ☐ Poison B ☐ Unknown

Sample Disposal (A fee may be assessed if samples are retained longer than 1 month)

☐ Return to Client ☐ Disposal by Lab ☐ Archive for _____ Months

Special Instructions/QC Requirements & Comments:

Custody Seals Intact ☐ Yes ☐ No | Custody Seal No 1545 | Cooler Temp (°C) Obs'd 5.8 Corr'd _____ | Therm ID No. _____

Relinquished by	Company	Date/Time	Received by	Company	Date/Time
[signature]	ETA	6/28/21 1445			
Relinquished by	Company	Date/Time	Received by	Company	Date/Time
Relinquished by	Company	Date/Time	Received in Laboratory by [signature]	Company ETA-CHI	Date/Time 6/28/21 1545

Chain of Custody Record

434213

eurofins

Environment Testing
TestAmerica

Address _____

Regulatory Program: ☐ DW ☐ NPDES ☐ RCRA ☐ Other

TAL-8210

Client Contact	Project Manager Diana Mockler	Site Contact	Date	COC No
Company Name Midwest Generation EME LLC	Tel/Email	Lab Contact	Carrier	____ of ____ COCs
Address	Analysis Turnaround Time			Sampler
City/State/Zip Joliet IL	☐ CALENDAR DAYS ☐ WORKING DAYS			For Lab Use Only
Phone	TAT if different from Below _____			Walk-in Client
Fax	☐ 2 weeks			Lab Sampling
Project Name Joliet #9 CCR	☐ 1 week			
Site 2021 BW	☐ 2 days			Job / SDG No
PO #	☐ 1 day			500-201190

500-201190 COC

	Sample Identification	Sample Date	Sample Time	Sample Type (C=Comp, G=Grab)	Matrix	# of Cont.	Filtered Sample (Y/N)	Perform MS / MSD (Y/N)	Radium 226	Radium 228	Combined 226/228	Total Metals As, B, Ba, Ca, Pb, Mg, S	TDS, Fl, Cl, SO4	Sample Specific Notes
17	G44S	06/30/21	0927		W	5			✓	✓	✓	✓	✓	
18	G46S	06/30/21	1022		W	5			✓	✓	✓	✓	✓	
19	G30S	06/30/21	1120		W	5			✓	✓	✓	✓	✓	
20	G31S	06/30/21	1325		W	5			✓	✓	✓	✓	✓	

Preservation Used: 1= Ice, 2= HCl; 3= H2SO4; 4=HNO3; 5=NaOH; 6= Other _____

Possible Hazard Identification:
Are any samples from a listed EPA Hazardous Waste? Please List any EPA Waste Codes for the sample in the Comments Section if the lab is to dispose of the sample

☐ Non-Hazard ☐ Flammable ☐ Skin Irritant ☐ Poison B ☐ Unknown

Sample Disposal (A fee may be assessed if samples are retained longer than 1 month)

☐ Return to Client ☐ Disposal by Lab ☐ Archive for_____ Months

Special Instructions/QC Requirements & Comments:

4.0

Custody Seals Intact ☐ Yes ☐ No | Custody Seal No | Cooler Temp (°C) Obs'd _____ Corr'd _____ Therm ID No _____

Relinquished by	Company	Date/Time	Received by	Company	Date/Time
[signature]	TMI	06/30/21 @ 1428			
Relinquished by	Company	Date/Time	Received by	Company	Date/Time
Relinquished by	Company	Date/Time	Received in Laboratory by	Company	Date/Time
			Stephanie Hernandez [signature]	ETA-CHI	6/30/21 1428

Login Sample Receipt Checklist

Client: KPRG and Associates, Inc.

Job Number: 500-201190-1

Login Number: 201190
List Number: 1
Creator: Scott, Sherri L

List Source: Eurofins TestAmerica, Chicago

Question	Answer	Comment
Radioactivity wasn't checked or is </= background as measured by a survey meter.	True	
The cooler's custody seal, if present, is intact.	True	
Sample custody seals, if present, are intact.	True	
The cooler or samples do not appear to have been compromised or tampered with.	True	
Samples were received on ice.	True	
Cooler Temperature is acceptable.	True	
Cooler Temperature is recorded.	True	2.9,1.8,3.6,0.6,5.8,4.0
COC is present.	True	
COC is filled out in ink and legible.	True	
COC is filled out with all pertinent information.	True	
Is the Field Sampler's name present on COC?	True	
There are no discrepancies between the containers received and the COC.	True	
Samples are received within Holding Time (excluding tests with immediate HTs)	True	
Sample containers have legible labels.	True	
Containers are not broken or leaking.	True	
Sample collection date/times are provided.	True	
Appropriate sample containers are used.	True	
Sample bottles are completely filled.	True	
Sample Preservation Verified.	True	
There is sufficient vol. for all requested analyses, incl. any requested MS/MSDs	True	
Containers requiring zero headspace have no headspace or bubble is <6mm (1/4").	N/A	
Multiphasic samples are not present.	True	
Samples do not require splitting or compositing.	True	
Residual Chlorine Checked.	N/A	

Lab Chronicle

Client: KPRG and Associates, Inc.
Project/Site: Joliet #9 (Quarry) CCR 2Q21

Job ID: 500-201190-1

Client Sample ID: T02S
Date Collected: 06/21/21 10:12
Date Received: 06/21/21 14:10

Lab Sample ID: 500-201190-1
Matrix: Water

Prep Type	Batch Type	Batch Method	Run	Dilution Factor	Batch Number	Prepared or Analyzed	Analyst	Lab
Total Recoverable	Prep	3005A			605952	06/24/21 08:44	BDE	TAL CHI
Total Recoverable	Analysis	6010C		1	606889	06/29/21 13:45	EEN	TAL CHI
Total Recoverable	Prep	3005A			605952	06/24/21 08:44	BDE	TAL CHI
Total Recoverable	Analysis	6020A		1	606286	06/25/21 13:36	FXG	TAL CHI
Total Recoverable	Prep	3005A			605952	06/24/21 08:44	BDE	TAL CHI
Total Recoverable	Analysis	6020A		20	606559	06/28/21 12:45	FXG	TAL CHI
Total/NA	Analysis	SM 2540C		1	605343	06/22/21 03:41	CLB	TAL CHI
Total/NA	Analysis	SM 4500 Cl- E		5	609688	07/14/21 13:35	MS	TAL CHI
Total/NA	Analysis	SM 4500 F C		1	609663	07/15/21 17:21	MS	TAL CHI
Total/NA	Analysis	SM 4500 SO4 E		20	609689	07/14/21 14:08	MS	TAL CHI
Total/NA	Analysis	Field Sampling		1	605474	06/21/21 10:12	JVB	TAL CHI

Client Sample ID: T08S
Date Collected: 06/21/21 11:46
Date Received: 06/21/21 14:10

Lab Sample ID: 500-201190-2
Matrix: Water

Prep Type	Batch Type	Batch Method	Run	Dilution Factor	Batch Number	Prepared or Analyzed	Analyst	Lab
Total Recoverable	Prep	3005A			605952	06/24/21 08:44	BDE	TAL CHI
Total Recoverable	Analysis	6010C		1	606889	06/29/21 14:02	EEN	TAL CHI
Total Recoverable	Prep	3005A			605952	06/24/21 08:44	BDE	TAL CHI
Total Recoverable	Analysis	6020A		1	606286	06/25/21 14:00	FXG	TAL CHI
Total Recoverable	Prep	3005A			605952	06/24/21 08:44	BDE	TAL CHI
Total Recoverable	Analysis	6020A		20	606559	06/28/21 13:09	FXG	TAL CHI
Total/NA	Analysis	SM 2540C		1	605343	06/22/21 03:44	CLB	TAL CHI
Total/NA	Analysis	SM 4500 Cl- E		5	609688	07/14/21 13:36	MS	TAL CHI
Total/NA	Analysis	SM 4500 F C		1	609663	07/15/21 17:29	MS	TAL CHI
Total/NA	Analysis	SM 4500 SO4 E		20	609689	07/14/21 14:09	MS	TAL CHI
Total/NA	Analysis	Field Sampling		1	605474	06/21/21 11:46	JVB	TAL CHI

Client Sample ID: T03S
Date Collected: 06/22/21 09:13
Date Received: 06/22/21 15:16

Lab Sample ID: 500-201190-3
Matrix: Water

Prep Type	Batch Type	Batch Method	Run	Dilution Factor	Batch Number	Prepared or Analyzed	Analyst	Lab
Total Recoverable	Prep	3005A			605952	06/24/21 08:44	BDE	TAL CHI
Total Recoverable	Analysis	6010C		1	606889	06/29/21 14:05	EEN	TAL CHI
Total Recoverable	Prep	3005A			605952	06/24/21 08:44	BDE	TAL CHI
Total Recoverable	Analysis	6020A		1	606286	06/25/21 14:03	FXG	TAL CHI
Total Recoverable	Prep	3005A			605952	06/24/21 08:44	BDE	TAL CHI
Total Recoverable	Analysis	6020A		5	606559	06/28/21 13:12	FXG	TAL CHI
Total/NA	Analysis	SM 2540C		1	605609	06/23/21 05:33	CLB	TAL CHI
Total/NA	Analysis	SM 4500 Cl- E		5	609688	07/14/21 13:36	MS	TAL CHI
Total/NA	Analysis	SM 4500 F C		1	609663	07/15/21 17:32	MS	TAL CHI

Lab Chronicle

Client: KPRG and Associates, Inc.
Project/Site: Joliet #9 (Quarry) CCR 2Q21

Job ID: 500-201190-1

Client Sample ID: T03S
Date Collected: 06/22/21 09:13
Date Received: 06/22/21 15:16

Lab Sample ID: 500-201190-3
Matrix: Water

Prep Type	Batch Type	Batch Method	Run	Dilution Factor	Batch Number	Prepared or Analyzed	Analyst	Lab
Total/NA	Analysis	SM 4500 SO4 E		5	609689	07/14/21 14:01	MS	TAL CHI
Total/NA	Analysis	Field Sampling		1	605474	06/22/21 09:13	JVB	TAL CHI

Client Sample ID: T06S
Date Collected: 06/22/21 10:45
Date Received: 06/22/21 15:16

Lab Sample ID: 500-201190-4
Matrix: Water

Prep Type	Batch Type	Batch Method	Run	Dilution Factor	Batch Number	Prepared or Analyzed	Analyst	Lab
Total Recoverable	Prep	3005A			605952	06/24/21 08:44	BDE	TAL CHI
Total Recoverable	Analysis	6010C		1	606889	06/29/21 14:11	EEN	TAL CHI
Total Recoverable	Prep	3005A			605952	06/24/21 08:44	BDE	TAL CHI
Total Recoverable	Analysis	6020A		1	606286	06/25/21 14:07	FXG	TAL CHI
Total Recoverable	Prep	3005A			605952	06/24/21 08:44	BDE	TAL CHI
Total Recoverable	Analysis	6020A		5	606559	06/28/21 13:15	FXG	TAL CHI
Total/NA	Analysis	SM 2540C		1	605609	06/23/21 05:36	CLB	TAL CHI
Total/NA	Analysis	SM 4500 Cl- E		1	609688	07/14/21 13:27	MS	TAL CHI
Total/NA	Analysis	SM 4500 F C		1	609663	07/15/21 17:36	MS	TAL CHI
Total/NA	Analysis	SM 4500 SO4 E		5	609689	07/14/21 14:01	MS	TAL CHI
Total/NA	Analysis	Field Sampling		1	605474	06/22/21 10:45	JVB	TAL CHI

Client Sample ID: T05S
Date Collected: 06/22/21 13:07
Date Received: 06/22/21 15:16

Lab Sample ID: 500-201190-5
Matrix: Water

Prep Type	Batch Type	Batch Method	Run	Dilution Factor	Batch Number	Prepared or Analyzed	Analyst	Lab
Total Recoverable	Prep	3005A			605952	06/24/21 08:44	BDE	TAL CHI
Total Recoverable	Analysis	6010C		1	606889	06/29/21 14:27	EEN	TAL CHI
Total Recoverable	Prep	3005A			605952	06/24/21 08:44	BDE	TAL CHI
Total Recoverable	Analysis	6020A		1	606286	06/25/21 14:10	FXG	TAL CHI
Total Recoverable	Prep	3005A			605952	06/24/21 08:44	BDE	TAL CHI
Total Recoverable	Analysis	6020A		100	606559	06/28/21 13:19	FXG	TAL CHI
Total/NA	Analysis	SM 2540C		1	605609	06/23/21 05:39	CLB	TAL CHI
Total/NA	Analysis	SM 4500 Cl- E		5	609688	07/14/21 13:37	MS	TAL CHI
Total/NA	Analysis	SM 4500 F C		1	609663	07/15/21 17:39	MS	TAL CHI
Total/NA	Analysis	SM 4500 SO4 E		20	609689	07/14/21 14:09	MS	TAL CHI
Total/NA	Analysis	Field Sampling		1	605474	06/22/21 13:07	JVB	TAL CHI

Client Sample ID: T09S
Date Collected: 06/23/21 09:43
Date Received: 06/23/21 15:37

Lab Sample ID: 500-201190-6
Matrix: Water

Prep Type	Batch Type	Batch Method	Run	Dilution Factor	Batch Number	Prepared or Analyzed	Analyst	Lab
Total Recoverable	Prep	3005A			605952	06/24/21 08:44	BDE	TAL CHI
Total Recoverable	Analysis	6010C		1	606889	06/29/21 14:31	EEN	TAL CHI

Lab Chronicle

Client: KPRG and Associates, Inc.
Project/Site: Joliet #9 (Quarry) CCR 2Q21

Job ID: 500-201190-1

Client Sample ID: T09S

Lab Sample ID: 500-201190-6
Date Collected: 06/23/21 09:43
Matrix: Water
Date Received: 06/23/21 15:37

Prep Type	Batch Type	Batch Method	Run	Dilution Factor	Batch Number	Prepared or Analyzed	Analyst	Lab
Total Recoverable	Prep	3005A			605952	06/24/21 08:44	BDE	TAL CHI
Total Recoverable	Analysis	6020A		1	606286	06/25/21 14:14	FXG	TAL CHI
Total Recoverable	Prep	3005A			605952	06/24/21 08:44	BDE	TAL CHI
Total Recoverable	Analysis	6020A		20	606559	06/28/21 13:22	FXG	TAL CHI
Total/NA	Analysis	SM 2540C		1	606400	06/27/21 22:59	CLB	TAL CHI
Total/NA	Analysis	SM 4500 Cl- E		5	609688	07/14/21 13:37	MS	TAL CHI
Total/NA	Analysis	SM 4500 F C		1	609663	07/15/21 17:42	MS	TAL CHI
Total/NA	Analysis	SM 4500 SO4 E		20	609689	07/14/21 14:10	MS	TAL CHI
Total/NA	Analysis	Field Sampling		1	605474	06/23/21 09:43	JVB	TAL CHI

Client Sample ID: G20S

Lab Sample ID: 500-201190-7
Date Collected: 06/23/21 11:20
Matrix: Water
Date Received: 06/23/21 15:37

Prep Type	Batch Type	Batch Method	Run	Dilution Factor	Batch Number	Prepared or Analyzed	Analyst	Lab
Total Recoverable	Prep	3005A			605952	06/24/21 08:44	BDE	TAL CHI
Total Recoverable	Analysis	6010C		1	606889	06/29/21 14:34	EEN	TAL CHI
Total Recoverable	Prep	3005A			605952	06/24/21 08:44	BDE	TAL CHI
Total Recoverable	Analysis	6020A		1	606286	06/25/21 14:17	FXG	TAL CHI
Total Recoverable	Prep	3005A			605952	06/24/21 08:44	BDE	TAL CHI
Total Recoverable	Analysis	6020A		5	606559	06/28/21 13:26	FXG	TAL CHI
Total/NA	Analysis	SM 2540C		1	606400	06/27/21 23:02	CLB	TAL CHI
Total/NA	Analysis	SM 4500 Cl- E		1	609688	07/14/21 13:28	MS	TAL CHI
Total/NA	Analysis	SM 4500 F C		1	609663	07/15/21 17:55	MS	TAL CHI
Total/NA	Analysis	SM 4500 SO4 E		5	609689	07/14/21 14:02	MS	TAL CHI
Total/NA	Analysis	Field Sampling		1	605474	06/23/21 11:20	JVB	TAL CHI

Client Sample ID: R08S

Lab Sample ID: 500-201190-8
Date Collected: 06/23/21 14:05
Matrix: Water
Date Received: 06/23/21 15:37

Prep Type	Batch Type	Batch Method	Run	Dilution Factor	Batch Number	Prepared or Analyzed	Analyst	Lab
Total Recoverable	Prep	3005A			605952	06/24/21 08:44	BDE	TAL CHI
Total Recoverable	Analysis	6010C		1	606889	06/29/21 14:37	EEN	TAL CHI
Total Recoverable	Prep	3005A			605952	06/24/21 08:44	BDE	TAL CHI
Total Recoverable	Analysis	6020A		1	606286	06/25/21 14:21	FXG	TAL CHI
Total Recoverable	Prep	3005A			605952	06/24/21 08:44	BDE	TAL CHI
Total Recoverable	Analysis	6020A		20	606559	06/28/21 13:29	FXG	TAL CHI
Total/NA	Analysis	SM 2540C		1	606400	06/27/21 23:05	CLB	TAL CHI
Total/NA	Analysis	SM 4500 Cl- E		5	609688	07/14/21 13:38	MS	TAL CHI
Total/NA	Analysis	SM 4500 F C		1	609663	07/15/21 17:58	MS	TAL CHI
Total/NA	Analysis	SM 4500 SO4 E		20	609689	07/14/21 14:10	MS	TAL CHI
Total/NA	Analysis	Field Sampling		1	605474	06/23/21 14:05	JVB	TAL CHI

Lab Chronicle

Client: KPRG and Associates, Inc.
Project/Site: Joliet #9 (Quarry) CCR 2Q21

Job ID: 500-201190-1

Client Sample ID: G48S

Lab Sample ID: 500-201190-9
Date Collected: 06/24/21 08:48
Matrix: Water
Date Received: 06/24/21 14:28

Prep Type	Batch Type	Batch Method	Run	Dilution Factor	Batch Number	Prepared or Analyzed	Analyst	Lab
Total Recoverable	Prep	3005A			606931	06/30/21 08:25	BDE	TAL CHI
Total Recoverable	Analysis	6010C		1	607116	06/30/21 20:31	EEN	TAL CHI
Total Recoverable	Prep	3005A			606931	06/30/21 08:25	BDE	TAL CHI
Total Recoverable	Analysis	6020A		1	607209	06/30/21 18:24	FXG	TAL CHI
Total Recoverable	Prep	3005A			606931	06/30/21 08:25	BDE	TAL CHI
Total Recoverable	Analysis	6020A		20	607492	07/01/21 13:38	FXG	TAL CHI
Total/NA	Analysis	SM 2540C		1	606953	06/30/21 08:07	CLB	TAL CHI
Total/NA	Analysis	SM 4500 Cl- E		5	609688	07/14/21 13:38	MS	TAL CHI
Total/NA	Analysis	SM 4500 F C		1	609663	07/15/21 18:01	MS	TAL CHI
Total/NA	Analysis	SM 4500 SO4 E		20	609689	07/14/21 14:10	MS	TAL CHI
Total/NA	Analysis	Field Sampling		1	605474	06/24/21 08:48	JVB	TAL CHI

Client Sample ID: G47S

Lab Sample ID: 500-201190-10
Date Collected: 06/24/21 10:15
Matrix: Water
Date Received: 06/24/21 14:28

Prep Type	Batch Type	Batch Method	Run	Dilution Factor	Batch Number	Prepared or Analyzed	Analyst	Lab
Total Recoverable	Prep	3005A			606931	06/30/21 08:25	BDE	TAL CHI
Total Recoverable	Analysis	6010C		1	607116	06/30/21 20:35	EEN	TAL CHI
Total Recoverable	Prep	3005A			606931	06/30/21 08:25	BDE	TAL CHI
Total Recoverable	Analysis	6020A		1	607209	06/30/21 18:28	FXG	TAL CHI
Total Recoverable	Prep	3005A			606931	06/30/21 08:25	BDE	TAL CHI
Total Recoverable	Analysis	6020A		20	607492	07/01/21 13:45	FXG	TAL CHI
Total/NA	Analysis	SM 2540C		1	606953	06/30/21 08:14	CLB	TAL CHI
Total/NA	Analysis	SM 4500 Cl- E		5	609688	07/14/21 13:38	MS	TAL CHI
Total/NA	Analysis	SM 4500 F C		1	609663	07/15/21 18:04	MS	TAL CHI
Total/NA	Analysis	SM 4500 SO4 E		20	609689	07/14/21 14:10	MS	TAL CHI
Total/NA	Analysis	Field Sampling		1	605474	06/24/21 10:15	JVB	TAL CHI

Client Sample ID: G33S

Lab Sample ID: 500-201190-11
Date Collected: 06/24/21 12:11
Matrix: Water
Date Received: 06/24/21 14:28

Prep Type	Batch Type	Batch Method	Run	Dilution Factor	Batch Number	Prepared or Analyzed	Analyst	Lab
Total Recoverable	Prep	3005A			606931	06/30/21 08:25	BDE	TAL CHI
Total Recoverable	Analysis	6010C		1	607116	06/30/21 20:45	EEN	TAL CHI
Total Recoverable	Prep	3005A			606931	06/30/21 08:25	BDE	TAL CHI
Total Recoverable	Analysis	6020A		1	607209	06/30/21 18:31	FXG	TAL CHI
Total Recoverable	Prep	3005A			606931	06/30/21 08:25	BDE	TAL CHI
Total Recoverable	Analysis	6020A		5	607492	07/01/21 13:49	FXG	TAL CHI
Total/NA	Analysis	SM 2540C		1	606953	06/30/21 08:20	CLB	TAL CHI
Total/NA	Analysis	SM 4500 Cl- E		1	609688	07/14/21 13:29	MS	TAL CHI
Total/NA	Analysis	SM 4500 F C		1	609663	07/15/21 18:08	MS	TAL CHI

Lab Chronicle

Client: KPRG and Associates, Inc.
Project/Site: Joliet #9 (Quarry) CCR 2Q21

Job ID: 500-201190-1

Client Sample ID: G33S — Lab Sample ID: 500-201190-11

Date Collected: 06/24/21 12:11 — **Matrix: Water**
Date Received: 06/24/21 14:28

Prep Type	Batch Type	Batch Method	Run	Dilution Factor	Batch Number	Prepared or Analyzed	Analyst	Lab
Total/NA	Analysis	SM 4500 SO4 E		5	609689	07/14/21 14:05	MS	TAL CHI
Total/NA	Analysis	Field Sampling		1	605474	06/24/21 12:11	JVB	TAL CHI

Client Sample ID: DUP — Lab Sample ID: 500-201190-12

Date Collected: 06/24/21 12:11 — **Matrix: Water**
Date Received: 06/24/21 14:28

Prep Type	Batch Type	Batch Method	Run	Dilution Factor	Batch Number	Prepared or Analyzed	Analyst	Lab
Total Recoverable	Prep	3005A			606931	06/30/21 08:25	BDE	TAL CHI
Total Recoverable	Analysis	6010C		1	607116	06/30/21 20:48	EEN	TAL CHI
Total Recoverable	Prep	3005A			606931	06/30/21 08:25	BDE	TAL CHI
Total Recoverable	Analysis	6020A		1	607209	06/30/21 18:35	FXG	TAL CHI
Total Recoverable	Prep	3005A			606931	06/30/21 08:25	BDE	TAL CHI
Total Recoverable	Analysis	6020A		5	607492	07/01/21 13:52	FXG	TAL CHI
Total/NA	Analysis	SM 2540C		1	606953	06/30/21 08:22	CLB	TAL CHI
Total/NA	Analysis	SM 4500 Cl- E		1	609688	07/14/21 13:29	MS	TAL CHI
Total/NA	Analysis	SM 4500 F C		1	609663	07/15/21 18:10	MS	TAL CHI
Total/NA	Analysis	SM 4500 SO4 E		5	609689	07/14/21 14:05	MS	TAL CHI
Total/NA	Analysis	Field Sampling		1	605474	06/24/21 12:11	JVB	TAL CHI

Client Sample ID: T04S — Lab Sample ID: 500-201190-13

Date Collected: 06/28/21 09:00 — **Matrix: Water**
Date Received: 06/28/21 15:45

Prep Type	Batch Type	Batch Method	Run	Dilution Factor	Batch Number	Prepared or Analyzed	Analyst	Lab
Total/NA	Analysis	Field Sampling		1	605474	06/28/21 09:00	JVB	TAL CHI

Client Sample ID: T01S — Lab Sample ID: 500-201190-14

Date Collected: 06/28/21 10:01 — **Matrix: Water**
Date Received: 06/28/21 15:45

Prep Type	Batch Type	Batch Method	Run	Dilution Factor	Batch Number	Prepared or Analyzed	Analyst	Lab
Total Recoverable	Prep	3005A			606931	06/30/21 08:25	BDE	TAL CHI
Total Recoverable	Analysis	6010C		1	607116	06/30/21 20:52	EEN	TAL CHI
Total Recoverable	Prep	3005A			606931	06/30/21 08:25	BDE	TAL CHI
Total Recoverable	Analysis	6020A		1	607209	06/30/21 18:38	FXG	TAL CHI
Total Recoverable	Prep	3005A			606931	06/30/21 08:25	BDE	TAL CHI
Total Recoverable	Analysis	6020A		10	607492	07/01/21 13:56	FXG	TAL CHI
Total/NA	Analysis	SM 2540C		1	606953	06/30/21 08:25	CLB	TAL CHI
Total/NA	Analysis	SM 4500 Cl- E		5	609688	07/14/21 13:39	MS	TAL CHI
Total/NA	Analysis	SM 4500 F C		1	609663	07/15/21 18:13	MS	TAL CHI
Total/NA	Analysis	SM 4500 SO4 E		20	609689	07/14/21 14:12	MS	TAL CHI
Total/NA	Analysis	Field Sampling		1	605474	06/28/21 10:01	JVB	TAL CHI

Lab Chronicle

Client: KPRG and Associates, Inc.
Project/Site: Joliet #9 (Quarry) CCR 2Q21

Job ID: 500-201190-1

Client Sample ID: R32S
Date Collected: 06/28/21 13:39
Date Received: 06/28/21 15:45

Lab Sample ID: 500-201190-15
Matrix: Water

Prep Type	Batch Type	Batch Method	Run	Dilution Factor	Batch Number	Prepared or Analyzed	Analyst	Lab
Total Recoverable	Prep	3005A			606931	06/30/21 08:25	BDE	TAL CHI
Total Recoverable	Analysis	6010C		1	607116	06/30/21 20:55	EEN	TAL CHI
Total Recoverable	Prep	3005A			606931	06/30/21 08:25	BDE	TAL CHI
Total Recoverable	Analysis	6020A		1	607209	06/30/21 18:42	FXG	TAL CHI
Total Recoverable	Prep	3005A			606931	06/30/21 08:25	BDE	TAL CHI
Total Recoverable	Analysis	6020A		10	607492	07/01/21 13:59	FXG	TAL CHI
Total/NA	Analysis	SM 2540C		1	606953	06/30/21 08:27	CLB	TAL CHI
Total/NA	Analysis	SM 4500 Cl- E		5	609688	07/14/21 13:39	MS	TAL CHI
Total/NA	Analysis	SM 4500 F C		1	609663	07/15/21 18:16	MS	TAL CHI
Total/NA	Analysis	SM 4500 SO4 E		20	609689	07/14/21 14:12	MS	TAL CHI
Total/NA	Analysis	Field Sampling		1	605474	06/28/21 13:39	JVB	TAL CHI

Client Sample ID: G45S
Date Collected: 06/28/21 14:33
Date Received: 06/28/21 15:45

Lab Sample ID: 500-201190-16
Matrix: Water

Prep Type	Batch Type	Batch Method	Run	Dilution Factor	Batch Number	Prepared or Analyzed	Analyst	Lab
Total Recoverable	Prep	3005A			606931	06/30/21 08:25	BDE	TAL CHI
Total Recoverable	Analysis	6010C		1	607116	06/30/21 20:59	EEN	TAL CHI
Total Recoverable	Prep	3005A			606931	06/30/21 08:25	BDE	TAL CHI
Total Recoverable	Analysis	6020A		1	607209	06/30/21 18:45	FXG	TAL CHI
Total Recoverable	Prep	3005A			607459	07/02/21 08:27	BDE	TAL CHI
Total Recoverable	Analysis	6020A		1	608130	07/02/21 22:25	FXG	TAL CHI
Total/NA	Analysis	SM 2540C		1	606953	06/30/21 08:30	CLB	TAL CHI
Total/NA	Analysis	SM 4500 Cl- E		5	609688	07/14/21 13:39	MS	TAL CHI
Total/NA	Analysis	SM 4500 F C		1	609663	07/15/21 18:20	MS	TAL CHI
Total/NA	Analysis	SM 4500 SO4 E		5	609689	07/14/21 14:06	MS	TAL CHI
Total/NA	Analysis	Field Sampling		1	605474	06/28/21 14:33	JVB	TAL CHI

Client Sample ID: G44S
Date Collected: 06/30/21 09:27
Date Received: 06/30/21 14:28

Lab Sample ID: 500-201190-17
Matrix: Water

Prep Type	Batch Type	Batch Method	Run	Dilution Factor	Batch Number	Prepared or Analyzed	Analyst	Lab
Total Recoverable	Prep	3005A			607199	07/01/21 09:27	BDE	TAL CHI
Total Recoverable	Analysis	6010C		1	607420	07/01/21 19:00	EEN	TAL CHI
Total Recoverable	Prep	3005A			607199	07/01/21 09:27	BDE	TAL CHI
Total Recoverable	Analysis	6020A		1	607502	07/01/21 19:56	FXG	TAL CHI
Total Recoverable	Prep	3005A			607199	07/01/21 09:27	BDE	TAL CHI
Total Recoverable	Analysis	6020A		5	607568	07/02/21 11:45	FXG	TAL CHI
Total Recoverable	Prep	3005A			607199	07/01/21 09:27	BDE	TAL CHI
Total Recoverable	Analysis	6020A		1	607568	07/02/21 12:49	FXG	TAL CHI
Total/NA	Analysis	SM 2540C		1	607383	07/02/21 02:36	CLB	TAL CHI
Total/NA	Analysis	SM 4500 Cl- E		5	609688	07/14/21 13:40	MS	TAL CHI

Lab Chronicle

Client: KPRG and Associates, Inc.
Project/Site: Joliet #9 (Quarry) CCR 2Q21

Job ID: 500-201190-1

Client Sample ID: G44S

Lab Sample ID: 500-201190-17
Date Collected: 06/30/21 09:27
Matrix: Water
Date Received: 06/30/21 14:28

Prep Type	Batch Type	Batch Method	Run	Dilution Factor	Batch Number	Prepared or Analyzed	Analyst	Lab
Total/NA	Analysis	SM 4500 F C		1	609663	07/15/21 18:23	MS	TAL CHI
Total/NA	Analysis	SM 4500 SO4 E		5	609689	07/14/21 14:06	MS	TAL CHI
Total/NA	Analysis	Field Sampling		1	605474	06/30/21 09:27	JVB	TAL CHI

Client Sample ID: G46S

Lab Sample ID: 500-201190-18
Date Collected: 06/30/21 10:22
Matrix: Water
Date Received: 06/30/21 14:28

Prep Type	Batch Type	Batch Method	Run	Dilution Factor	Batch Number	Prepared or Analyzed	Analyst	Lab
Total Recoverable	Prep	3005A			607199	07/01/21 09:27	BDE	TAL CHI
Total Recoverable	Analysis	6010C		1	607420	07/01/21 19:17	EEN	TAL CHI
Total Recoverable	Prep	3005A			607199	07/01/21 09:27	BDE	TAL CHI
Total Recoverable	Analysis	6020A		1	607502	07/01/21 20:13	FXG	TAL CHI
Total Recoverable	Prep	3005A			607199	07/01/21 09:27	BDE	TAL CHI
Total Recoverable	Analysis	6020A		100	607568	07/02/21 12:09	FXG	TAL CHI
Total Recoverable	Prep	3005A			607199	07/01/21 09:27	BDE	TAL CHI
Total Recoverable	Analysis	6020A		1	607568	07/02/21 13:06	FXG	TAL CHI
Total/NA	Analysis	SM 2540C		1	607383	07/02/21 02:43	CLB	TAL CHI
Total/NA	Analysis	SM 4500 Cl- E		5	609688	07/14/21 13:40	MS	TAL CHI
Total/NA	Analysis	SM 4500 F C		1	609663	07/15/21 18:36	MS	TAL CHI
Total/NA	Analysis	SM 4500 SO4 E		20	609689	07/14/21 14:13	MS	TAL CHI
Total/NA	Analysis	Field Sampling		1	605474	06/30/21 10:22	JVB	TAL CHI

Client Sample ID: G30S

Lab Sample ID: 500-201190-19
Date Collected: 06/30/21 11:20
Matrix: Water
Date Received: 06/30/21 14:28

Prep Type	Batch Type	Batch Method	Run	Dilution Factor	Batch Number	Prepared or Analyzed	Analyst	Lab
Total Recoverable	Prep	3005A			607199	07/01/21 09:27	BDE	TAL CHI
Total Recoverable	Analysis	6010C		1	607420	07/01/21 19:21	EEN	TAL CHI
Total Recoverable	Prep	3005A			607199	07/01/21 09:27	BDE	TAL CHI
Total Recoverable	Analysis	6020A		1	607502	07/01/21 20:16	FXG	TAL CHI
Total Recoverable	Prep	3005A			607199	07/01/21 09:27	BDE	TAL CHI
Total Recoverable	Analysis	6020A		20	607568	07/02/21 12:13	FXG	TAL CHI
Total Recoverable	Prep	3005A			607199	07/01/21 09:27	BDE	TAL CHI
Total Recoverable	Analysis	6020A		1	607568	07/02/21 13:09	FXG	TAL CHI
Total/NA	Analysis	SM 2540C		1	607383	07/02/21 02:49	CLB	TAL CHI
Total/NA	Analysis	SM 4500 Cl- E		5	609688	07/14/21 13:40	MS	TAL CHI
Total/NA	Analysis	SM 4500 F C		1	609663	07/15/21 18:39	MS	TAL CHI
Total/NA	Analysis	SM 4500 SO4 E		20	609689	07/14/21 14:13	MS	TAL CHI
Total/NA	Analysis	Field Sampling		1	605474	06/30/21 11:20	JVB	TAL CHI

Lab Chronicle

Client: KPRG and Associates, Inc.
Project/Site: Joliet #9 (Quarry) CCR 2Q21

Job ID: 500-201190-1

Client Sample ID: G31S

Date Collected: 06/30/21 13:25
Date Received: 06/30/21 14:28

Lab Sample ID: 500-201190-20

Matrix: Water

Prep Type	Batch Type	Batch Method	Run	Dilution Factor	Batch Number	Prepared or Analyzed	Analyst	Lab
Total Recoverable	Prep	3005A			607199	07/01/21 09:27	BDE	TAL CHI
Total Recoverable	Analysis	6010C		1	607420	07/01/21 19:24	EEN	TAL CHI
Total Recoverable	Prep	3005A			607199	07/01/21 09:27	BDE	TAL CHI
Total Recoverable	Analysis	6020A		1	607502	07/01/21 20:20	FXG	TAL CHI
Total Recoverable	Prep	3005A			607199	07/01/21 09:27	BDE	TAL CHI
Total Recoverable	Analysis	6020A		20	607568	07/02/21 12:16	FXG	TAL CHI
Total Recoverable	Prep	3005A			607199	07/01/21 09:27	BDE	TAL CHI
Total Recoverable	Analysis	6020A		1	607568	07/02/21 13:13	FXG	TAL CHI
Total/NA	Analysis	SM 2540C		1	607383	07/02/21 02:51	CLB	TAL CHI
Total/NA	Analysis	SM 4500 Cl- E		5	609688	07/14/21 13:40	MS	TAL CHI
Total/NA	Analysis	SM 4500 F C		1	609663	07/15/21 18:42	MS	TAL CHI
Total/NA	Analysis	SM 4500 SO4 E		20	609689	07/14/21 14:17	MS	TAL CHI
Total/NA	Analysis	Field Sampling		1	605474	06/30/21 13:25	JVB	TAL CHI

Laboratory References:

TAL CHI = Eurofins TestAmerica, Chicago, 2417 Bond Street, University Park, IL 60484, TEL (708)534-5200

eurofins | Environment Testing America

ANALYTICAL REPORT

Eurofins TestAmerica, Chicago
2417 Bond Street
University Park, IL 60484
Tel: (708)534-5200

Laboratory Job ID: 500-201190-2
Client Project/Site: Joliet #9 (Quarry) CCR 2Q21

For:
KPRG and Associates, Inc.
14665 West Lisbon Road,
Suite 1A
Brookfield, Wisconsin 53005

Attn: Richard Gnat

Authorized for release by:
7/28/2021 3:25:11 PM

Diana Mockler, Project Manager I
(219)252-7570
Diana.Mockler@Eurofinset.com

LINKS

Review your project results through TotalAccess

Have a Question? Ask The Expert

Visit us at:
www.eurofinsus.com/Env

This report has been electronically signed and authorized by the signatory. Electronic signature is intended to be the legally binding equivalent of a traditionally handwritten signature.

Results relate only to the items tested and the sample(s) as received by the laboratory.

Table of Contents

Cover Page 1
Table of Contents 2
Case Narrative 3
Method Summary 6
Sample Summary 7
Client Sample Results 8
Definitions 27
QC Association 28
QC Sample Results 30
Chain of Custody 37
Receipt Checklists 49
Chronicle 56
Tracer Carrier Summary 61

Job ID: 500-201190-2

Laboratory: Eurofins TestAmerica, Chicago

Narrative

Job Narrative
500-201190-2

Comments
No additional comments.

Receipt
The samples were received on 6/21/2021 3:16 PM. Unless otherwise noted below, the samples arrived in good condition, and where required, properly preserved and on ice. The temperatures of the 6 coolers at receipt time were 0.6º C, 1.8º C, 2.9º C, 3.6º C, 4.0º C and 5.8º C.

RAD
Methods 903.0, 9315: Radium 226 prep batch 160-516431
Any minimum detectable concentration (MDC), critical value (DLC), or Safe Drinking Water Act detection limit (SDWA DL) is sample-specific unless otherwise stated elsewhere in this narrative. Radiochemistry sample results are reported with the count date/time applied as the Activity Reference Date
G48S (500-201190-9), G47S (500-201190-10), G33S (500-201190-11), DUP (500-201190-12), (LCS 160-516431/1-A), (MB 160-516431/25-A), (240-151699-W-1-A), (240-151699-B-1-A MS), (240-151699-C-1-A MSD) and (500-201190-D-9-B DU)

Methods 903.0, 9315: Radium 226 prep batch 160-516084
Any minimum detectable concentration (MDC), critical value (DLC), or Safe Drinking Water Act detection limit (SDWA DL) is sample-specific unless otherwise stated elsewhere in this narrative. Radiochemistry sample results are reported with the count date/time applied as the Activity Reference Date
T02S (500-201190-1), T08S (500-201190-2), T03S (500-201190-3), T06S (500-201190-4), T05S (500-201190-5), T09S (500-201190-6), G20S (500-201190-7), R08S (500-201190-8), (LCS 160-516084/1-A), (MB 160-516084/22-A) and (500-201190-E-2-B DU)

Methods 903.0, 9315: Radium-226 Batch 516797

The Radium-226 laboratory control sample (LCS) associated with the following samples recovered at 74%: T01S (500-201190-14), R32S (500-201190-15), G45S (500-201190-16), (LCS 160-516797/1-A), (MB 160-516797/10-A) and (500-201190-D-14-A DU). The limits in our LIMS system at (75-125%) reflect the requirements of a regulatory agency that represents a large amount of our work. However the samples associated with this LCS are not from this agency and are therefore held to our in-house statistical limits of (67-118%) per method requirements. The LCS is within criteria and no further action is required.

Methods 903.0, 9315: Radium-226 Batch 516797

Any minimum detectable concentration (MDC), critical value (DLC), or Safe Drinking Water Act detection limit (SDWA DL) is sample-specific unless otherwise stated elsewhere in this narrative. Radiochemistry sample results are reported with the count date/time applied as the Activity Reference Date. T01S (500-201190-14), R32S (500-201190-15), G45S (500-201190-16), (LCS 160-516797/1-A), (MB 160-516797/10-A) and (500-201190-D-14-A DU)

Method 903.0: Radium-226 prep batch 160-516985:

Any minimum detectable concentration (MDC), critical value (DLC), or Safe Drinking Water Act detection limit (SDWA DL) is sample-specific unless otherwise stated elsewhere in this narrative. Radiochemistry sample results are reported with the count date/time applied as the Activity Reference Date. G44S (500-201190-17), G46S (500-201190-18), G30S (500-201190-19), G31S (500-201190-20), (LCS 160-516985/1-A), (MB 160-516985/9-A) and (500-201190-C-17-A DU)

Methods 904.0, 9320: Radium-228 Batch 516150

Any minimum detectable concentration (MDC), critical value (DLC), or Safe Drinking Water Act detection limit (SDWA DL) is sample-specific unless otherwise stated elsewhere in this narrative. Radiochemistry sample results are reported with the count date/time applied as the Activity Reference Date. T02S (500-201190-1), T08S (500-201190-2), T03S (500-201190-3), T06S (500-201190-4), T05S (500-201190-5), T09S (500-201190-6), G20S (500-201190-7), R08S (500-201190-8), (LCS 160-516150/1-A), (MB 160-516150/22-A) and (500-201190-E-2-C DU)

Job ID: 500-201190-2 (Continued)

Laboratory: Eurofins TestAmerica, Chicago (Continued)

Methods 904.0, 9320: Radium 228 Prep Batch 160-516800

The following sample(s) did not meet the requested limit (RL) due to the reduced sample volume attributed to the presence of matrix interferences. The data have been reported with this narrative.

T01S (500-201190-14) and (500-201190-D-14-B DU)

Methods 904.0, 9320: Radium 228 Prep Batch 160-516800
Any minimum detectable concentration (MDC), critical value (DLC), or Safe Drinking Water Act detection limit (SDWA DL) is sample-specific unless otherwise stated elsewhere in this narrative. Radiochemistry sample results are reported with the count date/time applied as the Activity Reference Date.
T01S (500-201190-14), R32S (500-201190-15), G45S (500-201190-16), (LCS 160-516800/1-A), (MB 160-516800/10-A) and (500-201190-D-14-B DU)

Method 904.0: Radium 228 prep batch 160-516992
Any minimum detectable concentration (MDC), critical value (DLC), or Safe Drinking Water Act detection limit (SDWA DL) is sample-specific unless otherwise stated elsewhere in this narrative. Radiochemistry sample results are reported with the count date/time applied as the Activity Reference Date.

G44S (500-201190-17), G46S (500-201190-18), G30S (500-201190-19), G31S (500-201190-20), (LCS 160-516992/1-A), (MB 160-516992/9-A) and (500-201190-C-17-B DU)

Methods 904.0, 9320: Radium 228 Prep Batch 160-516800
The sample duplicate precision RPD/RER/DER for the following sample was outside control limits: (500-201190-D-14-B DU). Non-homogeneity of the sample matrix is evidenced by the samples physical appearance.

Methods 904.0, 9320: Radium-228 prep batch 160-516453:

Any minimum detectable concentration (MDC), critical value (DLC), or Safe Drinking Water Act detection limit (SDWA DL) is sample-specific unless otherwise stated elsewhere in this narrative. Radiochemistry sample results are reported with the count date/time applied as the Activity Reference Date. G47S (500-201190-10), G33S (500-201190-11), DUP (500-201190-12), (LCS 160-516453/1-A), (MB 160-516453/25-A), (240-151699-W-1-B), (240-151699-B-1-B MS) and (240-151699-C-1-B MSD)

Method 904.0: Radium-228 prep batch 160-519686:

Any minimum detectable concentration (MDC), critical value (DLC), or Safe Drinking Water Act detection limit (SDWA DL) is sample-specific unless otherwise stated elsewhere in this narrative. Radiochemistry sample results are reported with the count date/time applied as the Activity Reference Date. G48S (500-201190-9), (LCS 160-519686/1-A), (LCSD 160-519686/2-A) and (MB 160-519686/4-A)

Method PrecSep_0:

Method PrecSep_0:

Method PrecSep_0:

Method PrecSep_0: Ra-228 Batch 160-519686:

Insufficient sample volume was available to perform a sample duplicate (DUP) for the following samples: G48S (500-201190-9). A laboratory control sample/ laboratory control sample duplicate (LCS/LCSD) were prepared instead to demonstrate batch precision.

Method PrecSep-21:

Method PrecSep-21:

Job ID: 500-201190-2 (Continued)

Laboratory: Eurofins TestAmerica, Chicago (Continued)

Method PrecSep-21:

No additional analytical or quality issues were noted, other than those described above or in the Definitions/Glossary page.

Method Summary

Client: KPRG and Associates, Inc.
Project/Site: Joliet #9 (Quarry) CCR 2Q21

Job ID: 500-201190-2

Method	Method Description	Protocol	Laboratory
903.0	Radium-226 (GFPC)	EPA	TAL SL
904.0	Radium-228 (GFPC)	EPA	TAL SL
Ra226_Ra228	Combined Radium-226 and Radium-228	TAL-STL	TAL SL
PrecSep_0	Preparation, Precipitate Separation	None	TAL SL
PrecSep-21	Preparation, Precipitate Separation (21-Day In-Growth)	None	TAL SL

Protocol References:

EPA = US Environmental Protection Agency

None = None

TAL-STL = TestAmerica Laboratories, St. Louis, Facility Standard Operating Procedure.

Laboratory References:

TAL SL = Eurofins TestAmerica, St. Louis, 13715 Rider Trail North, Earth City, MO 63045, TEL (314)298-8566

Sample Summary

Client: KPRG and Associates, Inc.
Project/Site: Joliet #9 (Quarry) CCR 2Q21

Job ID: 500-201190-2

Lab Sample ID	Client Sample ID	Matrix	Collected	Received
500-201190-1	T02S	Water	06/21/21 10:12	06/21/21 14:10
500-201190-2	T08S	Water	06/21/21 11:46	06/21/21 14:10
500-201190-3	T03S	Water	06/22/21 09:13	06/22/21 15:16
500-201190-4	T06S	Water	06/22/21 10:45	06/22/21 15:16
500-201190-5	T05S	Water	06/22/21 13:07	06/22/21 15:16
500-201190-6	T09S	Water	06/23/21 09:43	06/23/21 15:37
500-201190-7	G20S	Water	06/23/21 11:20	06/23/21 15:37
500-201190-8	R08S	Water	06/23/21 14:05	06/23/21 15:37
500-201190-9	G48S	Water	06/24/21 08:48	06/24/21 14:28
500-201190-10	G47S	Water	06/24/21 10:15	06/24/21 14:28
500-201190-11	G33S	Water	06/24/21 12:11	06/24/21 14:28
500-201190-12	DUP	Water	06/24/21 12:11	06/24/21 14:28
500-201190-14	T01S	Water	06/28/21 10:01	06/28/21 15:45
500-201190-15	R32S	Water	06/28/21 13:39	06/28/21 15:45
500-201190-16	G45S	Water	06/28/21 14:33	06/28/21 15:45
500-201190-17	G44S	Water	06/30/21 09:27	06/30/21 14:28
500-201190-18	G46S	Water	06/30/21 10:22	06/30/21 14:28
500-201190-19	G30S	Water	06/30/21 11:20	06/30/21 14:28
500-201190-20	G31S	Water	06/30/21 13:25	06/30/21 14:28

Client Sample Results

Client: KPRG and Associates, Inc.
Project/Site: Joliet #9 (Quarry) CCR 2Q21

Job ID: 500-201190-2

Client Sample ID: T02S

Date Collected: 06/21/21 10:12
Date Received: 06/21/21 14:10

Lab Sample ID: 500-201190-1

Matrix: Water

Method: 903.0 - Radium-226 (GFPC)

Analyte	Result	Qualifier	Count Uncert. (2σ+/-)	Total Uncert. (2σ+/-)	RL	MDC	Unit	Prepared	Analyzed	Dil Fac
Radium-226	0.613		0.177	0.186	1.00	0.171	pCi/L	06/25/21 13:45	07/19/21 15:37	1

Carrier	*%Yield*	*Qualifier*	*Limits*	*Prepared*	*Analyzed*	*Dil Fac*
Ba Carrier	*69.9*		*40 - 110*	*06/25/21 13:45*	*07/19/21 15:37*	*1*

Method: 904.0 - Radium-228 (GFPC)

Analyte	Result	Qualifier	Count Uncert. (2σ+/-)	Total Uncert. (2σ+/-)	RL	MDC	Unit	Prepared	Analyzed	Dil Fac
Radium-228	0.694		0.358	0.363	1.00	0.529	pCi/L	06/25/21 16:33	07/12/21 13:08	1

Carrier	*%Yield*	*Qualifier*	*Limits*	*Prepared*	*Analyzed*	*Dil Fac*
Ba Carrier	*69.9*		*40 - 110*	*06/25/21 16:33*	*07/12/21 13:08*	*1*
Y Carrier	*92.0*		*40 - 110*	*06/25/21 16:33*	*07/12/21 13:08*	*1*

Method: Ra226_Ra228 - Combined Radium-226 and Radium-228

Analyte	Result	Qualifier	Count Uncert. (2σ+/-)	Total Uncert. (2σ+/-)	RL	MDC	Unit	Prepared	Analyzed	Dil Fac
Combined Radium 226 + 228	1.31		0.399	0.408	5.00	0.529	pCi/L		07/22/21 22:07	1

Client Sample Results

Client: KPRG and Associates, Inc.
Project/Site: Joliet #9 (Quarry) CCR 2Q21

Job ID: 500-201190-2

Client Sample ID: T08S

Date Collected: 06/21/21 11:46
Date Received: 06/21/21 14:10

Lab Sample ID: 500-201190-2

Matrix: Water

Method: 903.0 - Radium-226 (GFPC)

Analyte	Result	Qualifier	Count Uncert. (2σ+/-)	Total Uncert. (2σ+/-)	RL	MDC	Unit	Prepared	Analyzed	Dil Fac
Radium-226	0.500		0.144	0.151	1.00	0.137	pCi/L	06/25/21 13:45	07/19/21 16:57	1

Carrier	*%Yield*	*Qualifier*	*Limits*	*Prepared*	*Analyzed*	*Dil Fac*
Ba Carrier	*85.5*		*40 - 110*	*06/25/21 13:45*	*07/19/21 16:57*	*1*

Method: 904.0 - Radium-228 (GFPC)

Analyte	Result	Qualifier	Count Uncert. (2σ+/-)	Total Uncert. (2σ+/-)	RL	MDC	Unit	Prepared	Analyzed	Dil Fac
Radium-228	0.455		0.259	0.262	1.00	0.386	pCi/L	06/25/21 16:33	07/12/21 13:19	1

Carrier	*%Yield*	*Qualifier*	*Limits*	*Prepared*	*Analyzed*	*Dil Fac*
Ba Carrier	*85.5*		*40 - 110*	*06/25/21 16:33*	*07/12/21 13:19*	*1*
Y Carrier	*92.6*		*40 - 110*	*06/25/21 16:33*	*07/12/21 13:19*	*1*

Method: Ra226_Ra228 - Combined Radium-226 and Radium-228

Analyte	Result	Qualifier	Count Uncert. (2σ+/-)	Total Uncert. (2σ+/-)	RL	MDC	Unit	Prepared	Analyzed	Dil Fac
Combined Radium 226 + 228	0.954		0.296	0.302	5.00	0.386	pCi/L		07/22/21 22:07	1

Client Sample Results

Client: KPRG and Associates, Inc.
Project/Site: Joliet #9 (Quarry) CCR 2Q21

Job ID: 500-201190-2

Client Sample ID: T03S

Date Collected: 06/22/21 09:13
Date Received: 06/22/21 15:16

Lab Sample ID: 500-201190-3

Matrix: Water

Method: 903.0 - Radium-226 (GFPC)

Analyte	Result	Qualifier	Count Uncert. (2σ+/-)	Total Uncert. (2σ+/-)	RL	MDC	Unit	Prepared	Analyzed	Dil Fac
Radium-226	0.768		0.172	0.185	1.00	0.126	pCi/L	06/25/21 13:45	07/19/21 17:17	1

Carrier	*%Yield*	*Qualifier*	*Limits*	*Prepared*	*Analyzed*	*Dil Fac*
Ba Carrier	*82.2*		*40 - 110*	*06/25/21 13:45*	*07/19/21 17:17*	*1*

Method: 904.0 - Radium-228 (GFPC)

Analyte	Result	Qualifier	Count Uncert. (2σ+/-)	Total Uncert. (2σ+/-)	RL	MDC	Unit	Prepared	Analyzed	Dil Fac
Radium-228	0.571		0.282	0.287	1.00	0.411	pCi/L	06/25/21 16:33	07/12/21 13:08	1

Carrier	*%Yield*	*Qualifier*	*Limits*	*Prepared*	*Analyzed*	*Dil Fac*
Ba Carrier	*82.2*		*40 - 110*	*06/25/21 16:33*	*07/12/21 13:08*	*1*
Y Carrier	*95.2*		*40 - 110*	*06/25/21 16:33*	*07/12/21 13:08*	*1*

Method: Ra226_Ra228 - Combined Radium-226 and Radium-228

Analyte	Result	Qualifier	Count Uncert. (2σ+/-)	Total Uncert. (2σ+/-)	RL	MDC	Unit	Prepared	Analyzed	Dil Fac
Combined Radium 226 + 228	1.34		0.330	0.341	5.00	0.411	pCi/L		07/22/21 22:07	1

Client Sample Results

Client: KPRG and Associates, Inc.
Project/Site: Joliet #9 (Quarry) CCR 2Q21

Job ID: 500-201190-2

Client Sample ID: T06S

Date Collected: 06/22/21 10:45
Date Received: 06/22/21 15:16

Lab Sample ID: 500-201190-4

Matrix: Water

Method: 903.0 - Radium-226 (GFPC)

Analyte	Result	Qualifier	Count Uncert. (2σ+/-)	Total Uncert. (2σ+/-)	RL	MDC	Unit	Prepared	Analyzed	Dil Fac
Radium-226	1.31		0.214	0.244	1.00	0.131	pCi/L	06/25/21 13:45	07/19/21 17:25	1

Carrier	*%Yield*	*Qualifier*	*Limits*	*Prepared*	*Analyzed*	*Dil Fac*
Ba Carrier	*86.1*		*40 - 110*	*06/25/21 13:45*	*07/19/21 17:25*	*1*

Method: 904.0 - Radium-228 (GFPC)

Analyte	Result	Qualifier	Count Uncert. (2σ+/-)	Total Uncert. (2σ+/-)	RL	MDC	Unit	Prepared	Analyzed	Dil Fac
Radium-228	0.476		0.263	0.267	1.00	0.392	pCi/L	06/25/21 16:33	07/12/21 13:19	1

Carrier	*%Yield*	*Qualifier*	*Limits*	*Prepared*	*Analyzed*	*Dil Fac*
Ba Carrier	*86.1*		*40 - 110*	*06/25/21 16:33*	*07/12/21 13:19*	*1*
Y Carrier	*94.0*		*40 - 110*	*06/25/21 16:33*	*07/12/21 13:19*	*1*

Method: Ra226_Ra228 - Combined Radium-226 and Radium-228

Analyte	Result	Qualifier	Count Uncert. (2σ+/-)	Total Uncert. (2σ+/-)	RL	MDC	Unit	Prepared	Analyzed	Dil Fac
Combined Radium 226 + 228	1.79		0.339	0.362	5.00	0.392	pCi/L		07/22/21 22:07	1

Client Sample Results

Client: KPRG and Associates, Inc.
Project/Site: Joliet #9 (Quarry) CCR 2Q21

Job ID: 500-201190-2

Client Sample ID: T05S

Date Collected: 06/22/21 13:07
Date Received: 06/22/21 15:16

Lab Sample ID: 500-201190-5

Matrix: Water

Method: 903.0 - Radium-226 (GFPC)

Analyte	Result	Qualifier	Count Uncert. (2σ+/-)	Total Uncert. (2σ+/-)	RL	MDC	Unit	Prepared	Analyzed	Dil Fac
Radium-226	**0.296**		0.151	0.154	1.00	0.195	pCi/L	06/25/21 13:45	07/19/21 17:25	1

Carrier	*%Yield*	*Qualifier*	*Limits*	*Prepared*	*Analyzed*	*Dil Fac*
Ba Carrier	*83.4*		*40 - 110*	*06/25/21 13:45*	*07/19/21 17:25*	*1*

Method: 904.0 - Radium-228 (GFPC)

Analyte	Result	Qualifier	Count Uncert. (2σ+/-)	Total Uncert. (2σ+/-)	RL	MDC	Unit	Prepared	Analyzed	Dil Fac
Radium-228	0.247	U	0.335	0.335	1.00	0.558	pCi/L	06/25/21 16:33	07/12/21 13:08	1

Carrier	*%Yield*	*Qualifier*	*Limits*	*Prepared*	*Analyzed*	*Dil Fac*
Ba Carrier	*83.4*		*40 - 110*	*06/25/21 16:33*	*07/12/21 13:08*	*1*
Y Carrier	*96.7*		*40 - 110*	*06/25/21 16:33*	*07/12/21 13:08*	*1*

Method: Ra226_Ra228 - Combined Radium-226 and Radium-228

Analyte	Result	Qualifier	Count Uncert. (2σ+/-)	Total Uncert. (2σ+/-)	RL	MDC	Unit	Prepared	Analyzed	Dil Fac
Combined Radium 226 + 228	0.543	U	0.367	0.369	5.00	0.558	pCi/L		07/22/21 22:07	1

Client Sample Results

Client: KPRG and Associates, Inc.
Project/Site: Joliet #9 (Quarry) CCR 2Q21

Job ID: 500-201190-2

Client Sample ID: T09S

Date Collected: 06/23/21 09:43
Date Received: 06/23/21 15:37

Lab Sample ID: 500-201190-6

Matrix: Water

Method: 903.0 - Radium-226 (GFPC)

Analyte	Result	Qualifier	Count Uncert. (2σ+/-)	Total Uncert. (2σ+/-)	RL	MDC	Unit	Prepared	Analyzed	Dil Fac
Radium-226	1.72		0.188	0.244	1.00	0.115	pCi/L	06/25/21 13:45	07/19/21 18:58	1

Carrier	*%Yield*	*Qualifier*	*Limits*	*Prepared*	*Analyzed*	*Dil Fac*
Ba Carrier	*93.1*		*40 - 110*	*06/25/21 13:45*	*07/19/21 18:58*	*1*

Method: 904.0 - Radium-228 (GFPC)

Analyte	Result	Qualifier	Count Uncert. (2σ+/-)	Total Uncert. (2σ+/-)	RL	MDC	Unit	Prepared	Analyzed	Dil Fac
Radium-228	0.840		0.285	0.295	1.00	0.382	pCi/L	06/25/21 16:33	07/12/21 13:09	1

Carrier	*%Yield*	*Qualifier*	*Limits*	*Prepared*	*Analyzed*	*Dil Fac*
Ba Carrier	*93.1*		*40 - 110*	*06/25/21 16:33*	*07/12/21 13:09*	*1*
Y Carrier	*97.0*		*40 - 110*	*06/25/21 16:33*	*07/12/21 13:09*	*1*

Method: Ra226_Ra228 - Combined Radium-226 and Radium-228

Analyte	Result	Qualifier	Count Uncert. (2σ+/-)	Total Uncert. (2σ+/-)	RL	MDC	Unit	Prepared	Analyzed	Dil Fac
Combined Radium 226 + 228	2.56		0.341	0.383	5.00	0.382	pCi/L		07/22/21 22:07	1

Client Sample Results

Client: KPRG and Associates, Inc.
Project/Site: Joliet #9 (Quarry) CCR 2Q21

Job ID: 500-201190-2

Client Sample ID: G20S

Date Collected: 06/23/21 11:20
Date Received: 06/23/21 15:37

Lab Sample ID: 500-201190-7

Matrix: Water

Method: 903.0 - Radium-226 (GFPC)

Analyte	Result	Qualifier	Count Uncert. (2σ+/-)	Total Uncert. (2σ+/-)	RL	MDC	Unit	Prepared	Analyzed	Dil Fac
Radium-226	1.05		0.156	0.182	1.00	0.106	pCi/L	06/25/21 13:45	07/19/21 18:58	1

Carrier	*%Yield*	*Qualifier*	*Limits*	*Prepared*	*Analyzed*	*Dil Fac*
Ba Carrier	*85.2*		*40 - 110*	*06/25/21 13:45*	*07/19/21 18:58*	*1*

Method: 904.0 - Radium-228 (GFPC)

Analyte	Result	Qualifier	Count Uncert. (2σ+/-)	Total Uncert. (2σ+/-)	RL	MDC	Unit	Prepared	Analyzed	Dil Fac
Radium-228	1.01		0.306	0.320	1.00	0.394	pCi/L	06/25/21 16:33	07/12/21 13:09	1

Carrier	*%Yield*	*Qualifier*	*Limits*	*Prepared*	*Analyzed*	*Dil Fac*
Ba Carrier	*85.2*		*40 - 110*	*06/25/21 16:33*	*07/12/21 13:09*	*1*
Y Carrier	*95.5*		*40 - 110*	*06/25/21 16:33*	*07/12/21 13:09*	*1*

Method: Ra226_Ra228 - Combined Radium-226 and Radium-228

Analyte	Result	Qualifier	Count Uncert. (2σ+/-)	Total Uncert. (2σ+/-)	RL	MDC	Unit	Prepared	Analyzed	Dil Fac
Combined Radium 226 + 228	2.06		0.343	0.368	5.00	0.394	pCi/L		07/22/21 22:07	1

Client Sample Results

Client: KPRG and Associates, Inc.
Project/Site: Joliet #9 (Quarry) CCR 2Q21

Job ID: 500-201190-2

Client Sample ID: R08S

Date Collected: 06/23/21 14:05
Date Received: 06/23/21 15:37

Lab Sample ID: 500-201190-8

Matrix: Water

Method: 903.0 - Radium-226 (GFPC)

Analyte	Result	Qualifier	Count Uncert. (2σ+/-)	Total Uncert. (2σ+/-)	RL	MDC	Unit	Prepared	Analyzed	Dil Fac
Radium-226	0.661		0.118	0.132	1.00	0.0851	pCi/L	06/25/21 13:45	07/19/21 19:01	1

Carrier	*%Yield*	*Qualifier*	*Limits*	*Prepared*	*Analyzed*	*Dil Fac*
Ba Carrier	*97.0*		*40 - 110*	*06/25/21 13:45*	*07/19/21 19:01*	*1*

Method: 904.0 - Radium-228 (GFPC)

Analyte	Result	Qualifier	Count Uncert. (2σ+/-)	Total Uncert. (2σ+/-)	RL	MDC	Unit	Prepared	Analyzed	Dil Fac
Radium-228	0.801		0.261	0.271	1.00	0.342	pCi/L	06/25/21 16:33	07/12/21 13:09	1

Carrier	*%Yield*	*Qualifier*	*Limits*	*Prepared*	*Analyzed*	*Dil Fac*
Ba Carrier	*97.0*		*40 - 110*	*06/25/21 16:33*	*07/12/21 13:09*	*1*
Y Carrier	*96.4*		*40 - 110*	*06/25/21 16:33*	*07/12/21 13:09*	*1*

Method: Ra226_Ra228 - Combined Radium-226 and Radium-228

Analyte	Result	Qualifier	Count Uncert. (2σ+/-)	Total Uncert. (2σ+/-)	RL	MDC	Unit	Prepared	Analyzed	Dil Fac
Combined Radium 226 + 228	1.46		0.286	0.301	5.00	0.342	pCi/L		07/22/21 22:07	1

Client Sample Results

Client: KPRG and Associates, Inc.
Project/Site: Joliet #9 (Quarry) CCR 2Q21

Job ID: 500-201190-2

Client Sample ID: G48S

Date Collected: 06/24/21 08:48
Date Received: 06/24/21 14:28

Lab Sample ID: 500-201190-9

Matrix: Water

Method: 903.0 - Radium-226 (GFPC)

Analyte	Result	Qualifier	Count Uncert. (2σ+/-)	Total Uncert. (2σ+/-)	RL	MDC	Unit	Prepared	Analyzed	Dil Fac
Radium-226	1.91		0.251	0.305	1.00	0.128	pCi/L	06/28/21 15:23	07/20/21 12:00	1

Carrier	*%Yield*	*Qualifier*	*Limits*	*Prepared*	*Analyzed*	*Dil Fac*
Ba Carrier	*90.4*		*40 - 110*	*06/28/21 15:23*	*07/20/21 12:00*	*1*

Method: 904.0 - Radium-228 (GFPC)

Analyte	Result	Qualifier	Count Uncert. (2σ+/-)	Total Uncert. (2σ+/-)	RL	MDC	Unit	Prepared	Analyzed	Dil Fac
Radium-228	1.42		0.316	0.342	1.00	0.374	pCi/L	07/22/21 09:13	07/28/21 09:08	1

Carrier	*%Yield*	*Qualifier*	*Limits*	*Prepared*	*Analyzed*	*Dil Fac*
Ba Carrier	*97.6*		*40 - 110*	*07/22/21 09:13*	*07/28/21 09:08*	*1*
Y Carrier	*89.6*		*40 - 110*	*07/22/21 09:13*	*07/28/21 09:08*	*1*

Method: Ra226_Ra228 - Combined Radium-226 and Radium-228

Analyte	Result	Qualifier	Count Uncert. (2σ+/-)	Total Uncert. (2σ+/-)	RL	MDC	Unit	Prepared	Analyzed	Dil Fac
Combined Radium 226 + 228	3.89		0.454	0.518	5.00	0.416	pCi/L		07/22/21 22:08	1

Client Sample Results

Client: KPRG and Associates, Inc.
Project/Site: Joliet #9 (Quarry) CCR 2Q21

Job ID: 500-201190-2

Client Sample ID: G47S

Date Collected: 06/24/21 10:15
Date Received: 06/24/21 14:28

Lab Sample ID: 500-201190-10

Matrix: Water

Method: 903.0 - Radium-226 (GFPC)

Analyte	Result	Qualifier	Count Uncert. (2σ+/-)	Total Uncert. (2σ+/-)	RL	MDC	Unit	Prepared	Analyzed	Dil Fac
Radium-226	**0.545**		0.138	0.147	1.00	0.120	pCi/L	06/28/21 15:23	07/20/21 13:40	1

Carrier	*%Yield*	*Qualifier*	*Limits*	*Prepared*	*Analyzed*	*Dil Fac*
Ba Carrier	*102*		*40 - 110*	*06/28/21 15:23*	*07/20/21 13:40*	*1*

Method: 904.0 - Radium-228 (GFPC)

Analyte	Result	Qualifier	Count Uncert. (2σ+/-)	Total Uncert. (2σ+/-)	RL	MDC	Unit	Prepared	Analyzed	Dil Fac
Radium-228	0.327	U	0.241	0.243	1.00	0.379	pCi/L	06/28/21 16:36	07/13/21 13:08	1

Carrier	*%Yield*	*Qualifier*	*Limits*	*Prepared*	*Analyzed*	*Dil Fac*
Ba Carrier	*102*		*40 - 110*	*06/28/21 16:36*	*07/13/21 13:08*	*1*
Y Carrier	*89.9*		*40 - 110*	*06/28/21 16:36*	*07/13/21 13:08*	*1*

Method: Ra226_Ra228 - Combined Radium-226 and Radium-228

Analyte	Result	Qualifier	Count Uncert. (2σ+/-)	Total Uncert. (2σ+/-)	RL	MDC	Unit	Prepared	Analyzed	Dil Fac
Combined Radium 226 + 228	**0.871**		0.278	0.284	5.00	0.379	pCi/L		07/22/21 22:08	1

Client Sample Results

Client: KPRG and Associates, Inc.
Project/Site: Joliet #9 (Quarry) CCR 2Q21

Job ID: 500-201190-2

Client Sample ID: G33S

Date Collected: 06/24/21 12:11
Date Received: 06/24/21 14:28

Lab Sample ID: 500-201190-11

Matrix: Water

Method: 903.0 - Radium-226 (GFPC)

Analyte	Result	Qualifier	Count Uncert. (2σ+/-)	Total Uncert. (2σ+/-)	RL	MDC	Unit	Prepared	Analyzed	Dil Fac
Radium-226	0.384		0.220	0.222	1.00	0.292	pCi/L	06/28/21 15:23	07/20/21 13:41	1

Carrier	*%Yield*	*Qualifier*	*Limits*	*Prepared*	*Analyzed*	*Dil Fac*
Ba Carrier	*77.1*		*40 - 110*	*06/28/21 15:23*	*07/20/21 13:41*	*1*

Method: 904.0 - Radium-228 (GFPC)

Analyte	Result	Qualifier	Count Uncert. (2σ+/-)	Total Uncert. (2σ+/-)	RL	MDC	Unit	Prepared	Analyzed	Dil Fac
Radium-228	1.06		0.600	0.608	1.00	0.899	pCi/L	06/28/21 16:36	07/13/21 13:09	1

Carrier	*%Yield*	*Qualifier*	*Limits*	*Prepared*	*Analyzed*	*Dil Fac*
Ba Carrier	*77.1*		*40 - 110*	*06/28/21 16:36*	*07/13/21 13:09*	*1*
Y Carrier	*88.7*		*40 - 110*	*06/28/21 16:36*	*07/13/21 13:09*	*1*

Method: Ra226_Ra228 - Combined Radium-226 and Radium-228

Analyte	Result	Qualifier	Count Uncert. (2σ+/-)	Total Uncert. (2σ+/-)	RL	MDC	Unit	Prepared	Analyzed	Dil Fac
Combined Radium 226 + 228	1.44		0.639	0.647	5.00	0.899	pCi/L		07/22/21 22:08	1

Client Sample Results

Client: KPRG and Associates, Inc.
Project/Site: Joliet #9 (Quarry) CCR 2Q21

Job ID: 500-201190-2

Client Sample ID: DUP

Date Collected: 06/24/21 12:11
Date Received: 06/24/21 14:28

Lab Sample ID: 500-201190-12

Matrix: Water

Method: 903.0 - Radium-226 (GFPC)

Analyte	Result	Qualifier	Count Uncert. (2σ+/-)	Total Uncert. (2σ+/-)	RL	MDC	Unit	Prepared	Analyzed	Dil Fac
Radium-226	0.421		0.199	0.203	1.00	0.249	pCi/L	06/28/21 15:23	07/20/21 13:41	1

Carrier	*%Yield*	*Qualifier*	*Limits*	*Prepared*	*Analyzed*	*Dil Fac*
Ba Carrier	*63.9*		*40 - 110*	*06/28/21 15:23*	*07/20/21 13:41*	*1*

Method: 904.0 - Radium-228 (GFPC)

Analyte	Result	Qualifier	Count Uncert. (2σ+/-)	Total Uncert. (2σ+/-)	RL	MDC	Unit	Prepared	Analyzed	Dil Fac
Radium-228	1.20		0.500	0.512	1.00	0.698	pCi/L	06/28/21 16:36	07/13/21 13:09	1

Carrier	*%Yield*	*Qualifier*	*Limits*	*Prepared*	*Analyzed*	*Dil Fac*
Ba Carrier	*63.9*		*40 - 110*	*06/28/21 16:36*	*07/13/21 13:09*	*1*
Y Carrier	*90.2*		*40 - 110*	*06/28/21 16:36*	*07/13/21 13:09*	*1*

Method: Ra226_Ra228 - Combined Radium-226 and Radium-228

Analyte	Result	Qualifier	Count Uncert. (2σ+/-)	Total Uncert. (2σ+/-)	RL	MDC	Unit	Prepared	Analyzed	Dil Fac
Combined Radium 226 + 228	1.62		0.538	0.551	5.00	0.698	pCi/L		07/22/21 22:08	1

Client Sample Results

Client: KPRG and Associates, Inc.
Project/Site: Joliet #9 (Quarry) CCR 2Q21

Job ID: 500-201190-2

Client Sample ID: T01S

Date Collected: 06/28/21 10:01
Date Received: 06/28/21 15:45

Lab Sample ID: 500-201190-14

Matrix: Water

Method: 903.0 - Radium-226 (GFPC)

Analyte	Result	Qualifier	Count Uncert. (2σ+/-)	Total Uncert. (2σ+/-)	RL	MDC	Unit	Prepared	Analyzed	Dil Fac
Radium-226	**2.04**		0.443	0.479	1.00	0.346	pCi/L	06/30/21 16:06	07/22/21 06:14	1

Carrier	*%Yield*	*Qualifier*	*Limits*	*Prepared*	*Analyzed*	*Dil Fac*
Ba Carrier	*59.3*		*40 - 110*	*06/30/21 16:06*	*07/22/21 06:14*	*1*

Method: 904.0 - Radium-228 (GFPC)

Analyte	Result	Qualifier	Count Uncert. (2σ+/-)	Total Uncert. (2σ+/-)	RL	MDC	Unit	Prepared	Analyzed	Dil Fac
Radium-228	0.456	U G	0.623	0.625	1.00	1.04	pCi/L	06/30/21 17:04	07/12/21 13:03	1

Carrier	*%Yield*	*Qualifier*	*Limits*	*Prepared*	*Analyzed*	*Dil Fac*
Ba Carrier	*59.3*		*40 - 110*	*06/30/21 17:04*	*07/12/21 13:03*	*1*
Y Carrier	*89.6*		*40 - 110*	*06/30/21 17:04*	*07/12/21 13:03*	*1*

Method: Ra226_Ra228 - Combined Radium-226 and Radium-228

Analyte	Result	Qualifier	Count Uncert. (2σ+/-)	Total Uncert. (2σ+/-)	RL	MDC	Unit	Prepared	Analyzed	Dil Fac
Combined Radium 226 + 228	**2.49**		0.764	0.787	5.00	1.04	pCi/L		07/25/21 11:09	1

Client Sample Results

Client: KPRG and Associates, Inc.
Project/Site: Joliet #9 (Quarry) CCR 2Q21

Job ID: 500-201190-2

Client Sample ID: R32S

Date Collected: 06/28/21 13:39
Date Received: 06/28/21 15:45

Lab Sample ID: 500-201190-15

Matrix: Water

Method: 903.0 - Radium-226 (GFPC)

Analyte	Result	Qualifier	Count Uncert. (2σ+/-)	Total Uncert. (2σ+/-)	RL	MDC	Unit	Prepared	Analyzed	Dil Fac
Radium-226	1.26		0.206	0.235	1.00	0.131	pCi/L	06/30/21 16:06	07/22/21 06:14	1

Carrier	*%Yield*	*Qualifier*	*Limits*	*Prepared*	*Analyzed*	*Dil Fac*
Ba Carrier	*86.1*		*40 - 110*	*06/30/21 16:06*	*07/22/21 06:14*	*1*

Method: 904.0 - Radium-228 (GFPC)

Analyte	Result	Qualifier	Count Uncert. (2σ+/-)	Total Uncert. (2σ+/-)	RL	MDC	Unit	Prepared	Analyzed	Dil Fac
Radium-228	0.844		0.277	0.287	1.00	0.357	pCi/L	06/30/21 17:04	07/12/21 13:03	1

Carrier	*%Yield*	*Qualifier*	*Limits*	*Prepared*	*Analyzed*	*Dil Fac*
Ba Carrier	*86.1*		*40 - 110*	*06/30/21 17:04*	*07/12/21 13:03*	*1*
Y Carrier	*94.3*		*40 - 110*	*06/30/21 17:04*	*07/12/21 13:03*	*1*

Method: Ra226_Ra228 - Combined Radium-226 and Radium-228

Analyte	Result	Qualifier	Count Uncert. (2σ+/-)	Total Uncert. (2σ+/-)	RL	MDC	Unit	Prepared	Analyzed	Dil Fac
Combined Radium 226 + 228	2.10		0.345	0.371	5.00	0.357	pCi/L		07/25/21 11:09	1

Client Sample Results

Client: KPRG and Associates, Inc.
Project/Site: Joliet #9 (Quarry) CCR 2Q21

Job ID: 500-201190-2

Client Sample ID: G45S

Date Collected: 06/28/21 14:33
Date Received: 06/28/21 15:45

Lab Sample ID: 500-201190-16

Matrix: Water

Method: 903.0 - Radium-226 (GFPC)

Analyte	Result	Qualifier	Count Uncert. (2σ+/-)	Total Uncert. (2σ+/-)	RL	MDC	Unit	Prepared	Analyzed	Dil Fac
Radium-226	1.07		0.192	0.215	1.00	0.123	pCi/L	06/30/21 16:06	07/22/21 06:13	1

Carrier	*%Yield*	*Qualifier*	*Limits*	*Prepared*	*Analyzed*	*Dil Fac*
Ba Carrier	*81.6*		*40 - 110*	*06/30/21 16:06*	*07/22/21 06:13*	*1*

Method: 904.0 - Radium-228 (GFPC)

Analyte	Result	Qualifier	Count Uncert. (2σ+/-)	Total Uncert. (2σ+/-)	RL	MDC	Unit	Prepared	Analyzed	Dil Fac
Radium-228	1.07		0.332	0.346	1.00	0.419	pCi/L	06/30/21 17:04	07/12/21 13:04	1

Carrier	*%Yield*	*Qualifier*	*Limits*	*Prepared*	*Analyzed*	*Dil Fac*
Ba Carrier	*81.6*		*40 - 110*	*06/30/21 17:04*	*07/12/21 13:04*	*1*
Y Carrier	*86.9*		*40 - 110*	*06/30/21 17:04*	*07/12/21 13:04*	*1*

Method: Ra226_Ra228 - Combined Radium-226 and Radium-228

Analyte	Result	Qualifier	Count Uncert. (2σ+/-)	Total Uncert. (2σ+/-)	RL	MDC	Unit	Prepared	Analyzed	Dil Fac
Combined Radium 226 + 228	2.14		0.384	0.407	5.00	0.419	pCi/L		07/25/21 11:09	1

Client Sample Results

Client: KPRG and Associates, Inc.
Project/Site: Joliet #9 (Quarry) CCR 2Q21

Job ID: 500-201190-2

Client Sample ID: G44S

Date Collected: 06/30/21 09:27
Date Received: 06/30/21 14:28

Lab Sample ID: 500-201190-17

Matrix: Water

Method: 903.0 - Radium-226 (GFPC)

Analyte	Result	Qualifier	Count Uncert. (2σ+/-)	Total Uncert. (2σ+/-)	RL	MDC	Unit	Prepared	Analyzed	Dil Fac
Radium-226	0.594		0.138	0.148	1.00	0.112	pCi/L	07/02/21 11:00	07/27/21 07:26	1

Carrier	*%Yield*	*Qualifier*	*Limits*	*Prepared*	*Analyzed*	*Dil Fac*
Ba Carrier	*86.4*		*40 - 110*	*07/02/21 11:00*	*07/27/21 07:26*	*1*

Method: 904.0 - Radium-228 (GFPC)

Analyte	Result	Qualifier	Count Uncert. (2σ+/-)	Total Uncert. (2σ+/-)	RL	MDC	Unit	Prepared	Analyzed	Dil Fac
Radium-228	0.701		0.272	0.280	1.00	0.374	pCi/L	07/02/21 11:24	07/13/21 12:52	1

Carrier	*%Yield*	*Qualifier*	*Limits*	*Prepared*	*Analyzed*	*Dil Fac*
Ba Carrier	*86.4*		*40 - 110*	*07/02/21 11:24*	*07/13/21 12:52*	*1*
Y Carrier	*92.9*		*40 - 110*	*07/02/21 11:24*	*07/13/21 12:52*	*1*

Method: Ra226_Ra228 - Combined Radium-226 and Radium-228

Analyte	Result	Qualifier	Count Uncert. (2σ+/-)	Total Uncert. (2σ+/-)	RL	MDC	Unit	Prepared	Analyzed	Dil Fac
Combined Radium 226 + 228	1.29		0.305	0.317	5.00	0.374	pCi/L		07/28/21 15:12	1

Client Sample Results

Client: KPRG and Associates, Inc.
Project/Site: Joliet #9 (Quarry) CCR 2Q21

Job ID: 500-201190-2

Client Sample ID: G46S

Date Collected: 06/30/21 10:22
Date Received: 06/30/21 14:28

Lab Sample ID: 500-201190-18

Matrix: Water

Method: 903.0 - Radium-226 (GFPC)

Analyte	Result	Qualifier	Count Uncert. (2σ+/-)	Total Uncert. (2σ+/-)	RL	MDC	Unit	Prepared	Analyzed	Dil Fac
Radium-226	0.939		0.168	0.188	1.00	0.108	pCi/L	07/02/21 11:00	07/27/21 07:27	1

Carrier	*%Yield*	*Qualifier*	*Limits*	*Prepared*	*Analyzed*	*Dil Fac*
Ba Carrier	*88.3*		*40 - 110*	*07/02/21 11:00*	*07/27/21 07:27*	*1*

Method: 904.0 - Radium-228 (GFPC)

Analyte	Result	Qualifier	Count Uncert. (2σ+/-)	Total Uncert. (2σ+/-)	RL	MDC	Unit	Prepared	Analyzed	Dil Fac
Radium-228	1.23		0.322	0.341	1.00	0.403	pCi/L	07/02/21 11:24	07/13/21 12:53	1

Carrier	*%Yield*	*Qualifier*	*Limits*	*Prepared*	*Analyzed*	*Dil Fac*
Ba Carrier	*88.3*		*40 - 110*	*07/02/21 11:24*	*07/13/21 12:53*	*1*
Y Carrier	*93.2*		*40 - 110*	*07/02/21 11:24*	*07/13/21 12:53*	*1*

Method: Ra226_Ra228 - Combined Radium-226 and Radium-228

Analyte	Result	Qualifier	Count Uncert. (2σ+/-)	Total Uncert. (2σ+/-)	RL	MDC	Unit	Prepared	Analyzed	Dil Fac
Combined Radium 226 + 228	2.17		0.363	0.389	5.00	0.403	pCi/L		07/28/21 15:12	1

Client Sample Results

Client: KPRG and Associates, Inc.
Project/Site: Joliet #9 (Quarry) CCR 2Q21

Job ID: 500-201190-2

Client Sample ID: G30S

Date Collected: 06/30/21 11:20
Date Received: 06/30/21 14:28

Lab Sample ID: 500-201190-19

Matrix: Water

Method: 903.0 - Radium-226 (GFPC)

Analyte	Result	Qualifier	Count Uncert. (2σ+/-)	Total Uncert. (2σ+/-)	RL	MDC	Unit	Prepared	Analyzed	Dil Fac
Radium-226	0.940		0.172	0.191	1.00	0.123	pCi/L	07/02/21 11:00	07/27/21 07:32	1

Carrier	*%Yield*	*Qualifier*	*Limits*	*Prepared*	*Analyzed*	*Dil Fac*
Ba Carrier	*89.2*		*40 - 110*	*07/02/21 11:00*	*07/27/21 07:32*	*1*

Method: 904.0 - Radium-228 (GFPC)

Analyte	Result	Qualifier	Count Uncert. (2σ+/-)	Total Uncert. (2σ+/-)	RL	MDC	Unit	Prepared	Analyzed	Dil Fac
Radium-228	1.63		0.343	0.374	1.00	0.386	pCi/L	07/02/21 11:24	07/13/21 12:53	1

Carrier	*%Yield*	*Qualifier*	*Limits*	*Prepared*	*Analyzed*	*Dil Fac*
Ba Carrier	*89.2*		*40 - 110*	*07/02/21 11:24*	*07/13/21 12:53*	*1*
Y Carrier	*91.4*		*40 - 110*	*07/02/21 11:24*	*07/13/21 12:53*	*1*

Method: Ra226_Ra228 - Combined Radium-226 and Radium-228

Analyte	Result	Qualifier	Count Uncert. (2σ+/-)	Total Uncert. (2σ+/-)	RL	MDC	Unit	Prepared	Analyzed	Dil Fac
Combined Radium 226 + 228	2.57		0.384	0.420	5.00	0.386	pCi/L		07/28/21 15:12	1

Client Sample Results

Client: KPRG and Associates, Inc.
Project/Site: Joliet #9 (Quarry) CCR 2Q21

Job ID: 500-201190-2

Client Sample ID: G31S

Date Collected: 06/30/21 13:25
Date Received: 06/30/21 14:28

Lab Sample ID: 500-201190-20

Matrix: Water

Method: 903.0 - Radium-226 (GFPC)

Analyte	Result	Qualifier	Count Uncert. (2σ+/-)	Total Uncert. (2σ+/-)	RL	MDC	Unit	Prepared	Analyzed	Dil Fac
Radium-226	2.07		0.251	0.313	1.00	0.135	pCi/L	07/02/21 11:00	07/27/21 07:32	1

Carrier	*%Yield*	*Qualifier*	*Limits*	*Prepared*	*Analyzed*	*Dil Fac*
Ba Carrier	*86.4*		*40 - 110*	*07/02/21 11:00*	*07/27/21 07:32*	*1*

Method: 904.0 - Radium-228 (GFPC)

Analyte	Result	Qualifier	Count Uncert. (2σ+/-)	Total Uncert. (2σ+/-)	RL	MDC	Unit	Prepared	Analyzed	Dil Fac
Radium-228	1.95		0.367	0.408	1.00	0.396	pCi/L	07/02/21 11:24	07/13/21 12:53	1

Carrier	*%Yield*	*Qualifier*	*Limits*	*Prepared*	*Analyzed*	*Dil Fac*
Ba Carrier	*86.4*		*40 - 110*	*07/02/21 11:24*	*07/13/21 12:53*	*1*
Y Carrier	*93.5*		*40 - 110*	*07/02/21 11:24*	*07/13/21 12:53*	*1*

Method: Ra226_Ra228 - Combined Radium-226 and Radium-228

Analyte	Result	Qualifier	Count Uncert. (2σ+/-)	Total Uncert. (2σ+/-)	RL	MDC	Unit	Prepared	Analyzed	Dil Fac
Combined Radium 226 + 228	4.02		0.445	0.514	5.00	0.396	pCi/L		07/28/21 15:12	1

Definitions/Glossary

Client: KPRG and Associates, Inc.
Project/Site: Joliet #9 (Quarry) CCR 2Q21

Job ID: 500-201190-2

Qualifiers

Rad

Qualifier	Qualifier Description
F	Duplicate RPD exceeds the control limit
G	The Sample MDC is greater than the requested RL.
U	Result is less than the sample detection limit.

Glossary

Abbreviation	These commonly used abbreviations may or may not be present in this report.
¤	Listed under the "D" column to designate that the result is reported on a dry weight basis
%R	Percent Recovery
CFL	Contains Free Liquid
CFU	Colony Forming Unit
CNF	Contains No Free Liquid
DER	Duplicate Error Ratio (normalized absolute difference)
Dil Fac	Dilution Factor
DL	Detection Limit (DoD/DOE)
DL, RA, RE, IN	Indicates a Dilution, Re-analysis, Re-extraction, or additional Initial metals/anion analysis of the sample
DLC	Decision Level Concentration (Radiochemistry)
EDL	Estimated Detection Limit (Dioxin)
LOD	Limit of Detection (DoD/DOE)
LOQ	Limit of Quantitation (DoD/DOE)
MCL	EPA recommended "Maximum Contaminant Level"
MDA	Minimum Detectable Activity (Radiochemistry)
MDC	Minimum Detectable Concentration (Radiochemistry)
MDL	Method Detection Limit
ML	Minimum Level (Dioxin)
MPN	Most Probable Number
MQL	Method Quantitation Limit
NC	Not Calculated
ND	Not Detected at the reporting limit (or MDL or EDL if shown)
NEG	Negative / Absent
POS	Positive / Present
PQL	Practical Quantitation Limit
PRES	Presumptive
QC	Quality Control
RER	Relative Error Ratio (Radiochemistry)
RL	Reporting Limit or Requested Limit (Radiochemistry)
RPD	Relative Percent Difference, a measure of the relative difference between two points
TEF	Toxicity Equivalent Factor (Dioxin)
TEQ	Toxicity Equivalent Quotient (Dioxin)
TNTC	Too Numerous To Count

QC Association Summary

Client: KPRG and Associates, Inc.
Project/Site: Joliet #9 (Quarry) CCR 2Q21

Job ID: 500-201190-2

Rad

Prep Batch: 516084

Lab Sample ID	Client Sample ID	Prep Type	Matrix	Method	Prep Batch
500-201190-1	T02S	Total/NA	Water	PrecSep-21	
500-201190-2	T08S	Total/NA	Water	PrecSep-21	
500-201190-3	T03S	Total/NA	Water	PrecSep-21	
500-201190-4	T06S	Total/NA	Water	PrecSep-21	
500-201190-5	T05S	Total/NA	Water	PrecSep-21	
500-201190-6	T09S	Total/NA	Water	PrecSep-21	
500-201190-7	G20S	Total/NA	Water	PrecSep-21	
500-201190-8	R08S	Total/NA	Water	PrecSep-21	
MB 160-516084/22-A	Method Blank	Total/NA	Water	PrecSep-21	
LCS 160-516084/1-A	Lab Control Sample	Total/NA	Water	PrecSep-21	
500-201190-2 DU	T08S	Total/NA	Water	PrecSep-21	

Prep Batch: 516150

Lab Sample ID	Client Sample ID	Prep Type	Matrix	Method	Prep Batch
500-201190-1	T02S	Total/NA	Water	PrecSep_0	
500-201190-2	T08S	Total/NA	Water	PrecSep_0	
500-201190-3	T03S	Total/NA	Water	PrecSep_0	
500-201190-4	T06S	Total/NA	Water	PrecSep_0	
500-201190-5	T05S	Total/NA	Water	PrecSep_0	
500-201190-6	T09S	Total/NA	Water	PrecSep_0	
500-201190-7	G20S	Total/NA	Water	PrecSep_0	
500-201190-8	R08S	Total/NA	Water	PrecSep_0	
MB 160-516150/22-A	Method Blank	Total/NA	Water	PrecSep_0	
LCS 160-516150/1-A	Lab Control Sample	Total/NA	Water	PrecSep_0	
500-201190-2 DU	T08S	Total/NA	Water	PrecSep_0	

Prep Batch: 516431

Lab Sample ID	Client Sample ID	Prep Type	Matrix	Method	Prep Batch
500-201190-9	G48S	Total/NA	Water	PrecSep-21	
500-201190-10	G47S	Total/NA	Water	PrecSep-21	
500-201190-11	G33S	Total/NA	Water	PrecSep-21	
500-201190-12	DUP	Total/NA	Water	PrecSep-21	
MB 160-516431/25-A	Method Blank	Total/NA	Water	PrecSep-21	
LCS 160-516431/1-A	Lab Control Sample	Total/NA	Water	PrecSep-21	
500-201190-9 DU	G48S	Total/NA	Water	PrecSep-21	

Prep Batch: 516453

Lab Sample ID	Client Sample ID	Prep Type	Matrix	Method	Prep Batch
500-201190-10	G47S	Total/NA	Water	PrecSep_0	
500-201190-11	G33S	Total/NA	Water	PrecSep_0	
500-201190-12	DUP	Total/NA	Water	PrecSep_0	
MB 160-516453/25-A	Method Blank	Total/NA	Water	PrecSep_0	
LCS 160-516453/1-A	Lab Control Sample	Total/NA	Water	PrecSep_0	

Prep Batch: 516797

Lab Sample ID	Client Sample ID	Prep Type	Matrix	Method	Prep Batch
500-201190-14	T01S	Total/NA	Water	PrecSep-21	
500-201190-15	R32S	Total/NA	Water	PrecSep-21	
500-201190-16	G45S	Total/NA	Water	PrecSep-21	
MB 160-516797/10-A	Method Blank	Total/NA	Water	PrecSep-21	
LCS 160-516797/1-A	Lab Control Sample	Total/NA	Water	PrecSep-21	

Rad (Continued)

Prep Batch: 516797 (Continued)

Lab Sample ID	Client Sample ID	Prep Type	Matrix	Method	Prep Batch
500-201190-14 DU	T01S	Total/NA	Water	PrecSep-21	

Prep Batch: 516800

Lab Sample ID	Client Sample ID	Prep Type	Matrix	Method	Prep Batch
500-201190-14	T01S	Total/NA	Water	PrecSep_0	
500-201190-15	R32S	Total/NA	Water	PrecSep_0	
500-201190-16	G45S	Total/NA	Water	PrecSep_0	
MB 160-516800/10-A	Method Blank	Total/NA	Water	PrecSep_0	
LCS 160-516800/1-A	Lab Control Sample	Total/NA	Water	PrecSep_0	
500-201190-14 DU	T01S	Total/NA	Water	PrecSep_0	

Prep Batch: 516985

Lab Sample ID	Client Sample ID	Prep Type	Matrix	Method	Prep Batch
500-201190-17	G44S	Total/NA	Water	PrecSep-21	
500-201190-18	G46S	Total/NA	Water	PrecSep-21	
500-201190-19	G30S	Total/NA	Water	PrecSep-21	
500-201190-20	G31S	Total/NA	Water	PrecSep-21	
MB 160-516985/9-A	Method Blank	Total/NA	Water	PrecSep-21	
LCS 160-516985/1-A	Lab Control Sample	Total/NA	Water	PrecSep-21	
500-201190-17 DU	G44S	Total/NA	Water	PrecSep-21	

Prep Batch: 516992

Lab Sample ID	Client Sample ID	Prep Type	Matrix	Method	Prep Batch
500-201190-17	G44S	Total/NA	Water	PrecSep_0	
500-201190-18	G46S	Total/NA	Water	PrecSep_0	
500-201190-19	G30S	Total/NA	Water	PrecSep_0	
500-201190-20	G31S	Total/NA	Water	PrecSep_0	
MB 160-516992/9-A	Method Blank	Total/NA	Water	PrecSep_0	
LCS 160-516992/1-A	Lab Control Sample	Total/NA	Water	PrecSep_0	
500-201190-17 DU	G44S	Total/NA	Water	PrecSep_0	

Prep Batch: 519686

Lab Sample ID	Client Sample ID	Prep Type	Matrix	Method	Prep Batch
500-201190-9	G48S	Total/NA	Water	PrecSep_0	
MB 160-519686/4-A	Method Blank	Total/NA	Water	PrecSep_0	
LCS 160-519686/1-A	Lab Control Sample	Total/NA	Water	PrecSep_0	
LCSD 160-519686/2-A	Lab Control Sample Dup	Total/NA	Water	PrecSep_0	

Method: 903.0 - Radium-226 (GFPC)

Lab Sample ID: MB 160-516084/22-A
Matrix: Water
Analysis Batch: 519315

Client Sample ID: Method Blank
Prep Type: Total/NA
Prep Batch: 516084

Analyte	MB Result	MB Qualifier	Count Uncert. (2σ+/-)	Total Uncert. (2σ+/-)	RL	MDC	Unit	Prepared	Analyzed	Dil Fac
Radium-226	0.1162	U	0.108	0.108	1.00	0.170	pCi/L	06/25/21 13:45	07/20/21 07:56	1

Carrier	*MB %Yield*	*MB Qualifier*	*Limits*	*Prepared*	*Analyzed*	*Dil Fac*
Ba Carrier	*76.8*		*40 - 110*	*06/25/21 13:45*	*07/20/21 07:56*	*1*

Lab Sample ID: LCS 160-516084/1-A
Matrix: Water
Analysis Batch: 519170

Client Sample ID: Lab Control Sample
Prep Type: Total/NA
Prep Batch: 516084

Analyte			Spike Added	LCS Result	LCS Qual	Total Uncert. (2σ+/-)	RL	MDC	Unit	%Rec	%Rec. Limits		
Radium-226			11.3	10.74		1.16	1.00	0.160	pCi/L	95	75 - 125		

Carrier	*LCS %Yield*	*LCS Qualifier*	*Limits*
Ba Carrier	*68.7*		*40 - 110*

Lab Sample ID: 500-201190-2 DU
Matrix: Water
Analysis Batch: 519170

Client Sample ID: T08S
Prep Type: Total/NA
Prep Batch: 516084

Analyte	Sample Result	Sample Qual		DU Result	DU Qual	Total Uncert. (2σ+/-)	RL	MDC	Unit			RER	RER Limit
Radium-226	0.500			0.3208		0.133	1.00	0.158	pCi/L			0.63	1

Carrier	*DU %Yield*	*DU Qualifier*	*Limits*
Ba Carrier	*86.1*		*40 - 110*

Lab Sample ID: MB 160-516431/25-A
Matrix: Water
Analysis Batch: 519413

Client Sample ID: Method Blank
Prep Type: Total/NA
Prep Batch: 516431

Analyte	MB Result	MB Qualifier	Count Uncert. (2σ+/-)	Total Uncert. (2σ+/-)	RL	MDC	Unit	Prepared	Analyzed	Dil Fac
Radium-226	-0.03176	U	0.0511	0.0512	1.00	0.121	pCi/L	06/28/21 15:23	07/20/21 17:20	1

Carrier	*MB %Yield*	*MB Qualifier*	*Limits*	*Prepared*	*Analyzed*	*Dil Fac*
Ba Carrier	*94.0*		*40 - 110*	*06/28/21 15:23*	*07/20/21 17:20*	*1*

Lab Sample ID: LCS 160-516431/1-A
Matrix: Water
Analysis Batch: 519315

Client Sample ID: Lab Control Sample
Prep Type: Total/NA
Prep Batch: 516431

Analyte			Spike Added	LCS Result	LCS Qual	Total Uncert. (2σ+/-)	RL	MDC	Unit	%Rec	%Rec. Limits		
Radium-226			11.3	10.81		1.15	1.00	0.171	pCi/L	95	75 - 125		

Method: 903.0 - Radium-226 (GFPC) (Continued)

Lab Sample ID: LCS 160-516431/1-A
Matrix: Water
Analysis Batch: 519315

Client Sample ID: Lab Control Sample
Prep Type: Total/NA
Prep Batch: 516431

Carrier	LCS %Yield	LCS Qualifier	Limits
Ba Carrier	80.1		40 - 110

Lab Sample ID: 500-201190-9 DU
Matrix: Water
Analysis Batch: 519315

Client Sample ID: G48S
Prep Type: Total/NA
Prep Batch: 516431

Analyte	Sample Result	Sample Qual		DU Result	DU Qual	Total Uncert. (2σ+/-)	RL	MDC	Unit			RER	RER Limit
Radium-226	1.91			1.436		0.253	1.00	0.130	pCi/L			0.85	1

Carrier	DU %Yield	DU Qualifier	Limits
Ba Carrier	98.2		40 - 110

Lab Sample ID: MB 160-516797/10-A
Matrix: Water
Analysis Batch: 519738

Client Sample ID: Method Blank
Prep Type: Total/NA
Prep Batch: 516797

Analyte	MB Result	MB Qualifier	Count Uncert. (2σ+/-)	Total Uncert. (2σ+/-)	RL	MDC	Unit	Prepared	Analyzed	Dil Fac
Radium-226	0.08561	U	0.0831	0.0834	1.00	0.130	pCi/L	06/30/21 16:06	07/22/21 06:14	1

Carrier	MB %Yield	MB Qualifier	Limits	Prepared	Analyzed	Dil Fac
Ba Carrier	75.3		40 - 110	06/30/21 16:06	07/22/21 06:14	1

Lab Sample ID: LCS 160-516797/1-A
Matrix: Water
Analysis Batch: 519738

Client Sample ID: Lab Control Sample
Prep Type: Total/NA
Prep Batch: 516797

Analyte			Spike Added	LCS Result	LCS Qual	Total Uncert. (2σ+/-)	RL	MDC	Unit	%Rec	%Rec. Limits		
Radium-226			11.3	8.401		0.883	1.00	0.103	pCi/L	74	75 - 125		

Carrier	LCS %Yield	LCS Qualifier	Limits
Ba Carrier	108		40 - 110

Lab Sample ID: 500-201190-14 DU
Matrix: Water
Analysis Batch: 519738

Client Sample ID: T01S
Prep Type: Total/NA
Prep Batch: 516797

Analyte	Sample Result	Sample Qual		DU Result	DU Qual	Total Uncert. (2σ+/-)	RL	MDC	Unit			RER	RER Limit
Radium-226	2.04			1.638		0.419	1.00	0.323	pCi/L			0.44	1

Carrier	DU %Yield	DU Qualifier	Limits
Ba Carrier	61.4		40 - 110

Method: 903.0 - Radium-226 (GFPC) (Continued)

Lab Sample ID: MB 160-516985/9-A
Matrix: Water
Analysis Batch: 520324

Client Sample ID: Method Blank
Prep Type: Total/NA
Prep Batch: 516985

Analyte	MB Result	MB Qualifier	Count Uncert. (2σ+/-)	Total Uncert. (2σ+/-)	RL	MDC	Unit	Prepared	Analyzed	Dil Fac
Radium-226	0.01509	U	0.0946	0.0946	1.00	0.178	pCi/L	07/02/21 11:00	07/27/21 07:33	1

Carrier	*MB %Yield*	*MB Qualifier*	*Limits*	*Prepared*	*Analyzed*	*Dil Fac*
Ba Carrier	*62.7*		*40 - 110*	*07/02/21 11:00*	*07/27/21 07:33*	*1*

Lab Sample ID: LCS 160-516985/1-A
Matrix: Water
Analysis Batch: 520324

Client Sample ID: Lab Control Sample
Prep Type: Total/NA
Prep Batch: 516985

Analyte			Spike Added	LCS Result	LCS Qual	Total Uncert. (2σ+/-)	RL	MDC	Unit	%Rec	%Rec. Limits		
Radium-226			11.3	11.04		1.14	1.00	0.123	pCi/L	97	75 - 125		

Carrier	*LCS %Yield*	*LCS Qualifier*	*Limits*
Ba Carrier	*81.0*		*40 - 110*

Lab Sample ID: 500-201190-17 DU
Matrix: Water
Analysis Batch: 520324

Client Sample ID: G44S
Prep Type: Total/NA
Prep Batch: 516985

Analyte	Sample Result	Sample Qual		DU Result	DU Qual	Total Uncert. (2σ+/-)	RL	MDC	Unit			RER	RER Limit
Radium-226	0.594			0.7040		0.167	1.00	0.123	pCi/L			0.35	1

Carrier	*DU %Yield*	*DU Qualifier*	*Limits*
Ba Carrier	*84.9*		*40 - 110*

Method: 904.0 - Radium-228 (GFPC)

Lab Sample ID: MB 160-516150/22-A
Matrix: Water
Analysis Batch: 518290

Client Sample ID: Method Blank
Prep Type: Total/NA
Prep Batch: 516150

Analyte	MB Result	MB Qualifier	Count Uncert. (2σ+/-)	Total Uncert. (2σ+/-)	RL	MDC	Unit	Prepared	Analyzed	Dil Fac
Radium-228	0.1101	U	0.273	0.273	1.00	0.470	pCi/L	06/25/21 16:33	07/12/21 13:09	1

Carrier	*MB %Yield*	*MB Qualifier*	*Limits*	*Prepared*	*Analyzed*	*Dil Fac*
Ba Carrier	*76.8*		*40 - 110*	*06/25/21 16:33*	*07/12/21 13:09*	*1*
Y Carrier	*96.1*		*40 - 110*	*06/25/21 16:33*	*07/12/21 13:09*	*1*

Method: 904.0 - Radium-228 (GFPC) (Continued)

Lab Sample ID: LCS 160-516150/1-A
Matrix: Water
Analysis Batch: 518279

Client Sample ID: Lab Control Sample
Prep Type: Total/NA
Prep Batch: 516150

Analyte			Spike Added	LCS Result	LCS Qual	Total Uncert. (2σ+/-)	RL	MDC	Unit	%Rec	%Rec. Limits		
Radium-228			9.53	9.878		1.22	1.00	0.545	pCi/L	104	75 - 125		

Carrier	*LCS %Yield*	*LCS Qualifier*	*Limits*
Ba Carrier	*68.7*		*40 - 110*
Y Carrier	*91.1*		*40 - 110*

Lab Sample ID: 500-201190-2 DU
Matrix: Water
Analysis Batch: 518279

Client Sample ID: T08S
Prep Type: Total/NA
Prep Batch: 516150

Analyte	Sample Result	Sample Qual		DU Result	DU Qual	Total Uncert. (2σ+/-)	RL	MDC	Unit			RER	RER Limit
Radium-228	0.455			0.6924		0.307	1.00	0.431	pCi/L			0.42	1

Carrier	*DU %Yield*	*DU Qualifier*	*Limits*
Ba Carrier	*86.1*		*40 - 110*
Y Carrier	*93.8*		*40 - 110*

Lab Sample ID: MB 160-516453/25-A
Matrix: Water
Analysis Batch: 518325

Client Sample ID: Method Blank
Prep Type: Total/NA
Prep Batch: 516453

Analyte	MB Result	MB Qualifier	Count Uncert. (2σ+/-)	Total Uncert. (2σ+/-)	RL	MDC	Unit	Prepared	Analyzed	Dil Fac
Radium-228	0.3358		0.219	0.221	1.00	0.332	pCi/L	06/28/21 16:36	07/13/21 13:16	1

Carrier	*MB %Yield*	*MB Qualifier*	*Limits*	*Prepared*	*Analyzed*	*Dil Fac*
Ba Carrier	*94.0*		*40 - 110*	*06/28/21 16:36*	*07/13/21 13:16*	*1*
Y Carrier	*93.5*		*40 - 110*	*06/28/21 16:36*	*07/13/21 13:16*	*1*

Lab Sample ID: LCS 160-516453/1-A
Matrix: Water
Analysis Batch: 518492

Client Sample ID: Lab Control Sample
Prep Type: Total/NA
Prep Batch: 516453

Analyte			Spike Added	LCS Result	LCS Qual	Total Uncert. (2σ+/-)	RL	MDC	Unit	%Rec	%Rec. Limits		
Radium-228			9.53	11.28		1.30	1.00	0.429	pCi/L	118	75 - 125		

Carrier	*LCS %Yield*	*LCS Qualifier*	*Limits*
Ba Carrier	*80.1*		*40 - 110*
Y Carrier	*88.4*		*40 - 110*

Method: 904.0 - Radium-228 (GFPC) (Continued)

Lab Sample ID: MB 160-516800/10-A — **Client Sample ID: Method Blank**
Matrix: Water — **Prep Type: Total/NA**
Analysis Batch: 518165 — **Prep Batch: 516800**

Analyte	MB Result	MB Qualifier	Count Uncert. (2σ+/-)	Total Uncert. (2σ+/-)	RL	MDC	Unit	Prepared	Analyzed	Dil Fac
Radium-228	0.01516	U	0.267	0.267	1.00	0.482	pCi/L	06/30/21 17:04	07/12/21 13:14	1

Carrier	*MB %Yield*	*MB Qualifier*	*Limits*	*Prepared*	*Analyzed*	*Dil Fac*
Ba Carrier	*75.3*		*40 - 110*	*06/30/21 17:04*	*07/12/21 13:14*	*1*
Y Carrier	*90.2*		*40 - 110*	*06/30/21 17:04*	*07/12/21 13:14*	*1*

Lab Sample ID: LCS 160-516800/1-A — **Client Sample ID: Lab Control Sample**
Matrix: Water — **Prep Type: Total/NA**
Analysis Batch: 518289 — **Prep Batch: 516800**

Analyte			Spike Added	LCS Result	LCS Qual	Total Uncert. (2σ+/-)	RL	MDC	Unit	%Rec	%Rec. Limits		
Radium-228			9.53	8.362		0.968	1.00	0.337	pCi/L	88	75 - 125		

Carrier	*LCS %Yield*	*LCS Qualifier*	*Limits*
Ba Carrier	*108*		*40 - 110*
Y Carrier	*91.1*		*40 - 110*

Lab Sample ID: 500-201190-14 DU — **Client Sample ID: T01S**
Matrix: Water — **Prep Type: Total/NA**
Analysis Batch: 518289 — **Prep Batch: 516800**

Analyte	Sample Result	Sample Qual		DU Result	DU Qual	Total Uncert. (2σ+/-)	RL	MDC	Unit			RER	RER Limit
Radium-228	0.456	U G		2.624	G F	0.914	1.00	1.18	pCi/L			1.41	1

Carrier	*DU %Yield*	*DU Qualifier*	*Limits*
Ba Carrier	*61.4*		*40 - 110*
Y Carrier	*92.6*		*40 - 110*

Lab Sample ID: MB 160-516992/9-A — **Client Sample ID: Method Blank**
Matrix: Water — **Prep Type: Total/NA**
Analysis Batch: 518492 — **Prep Batch: 516992**

Analyte	MB Result	MB Qualifier	Count Uncert. (2σ+/-)	Total Uncert. (2σ+/-)	RL	MDC	Unit	Prepared	Analyzed	Dil Fac
Radium-228	-0.1789	U	0.326	0.326	1.00	0.611	pCi/L	07/02/21 11:24	07/13/21 12:53	1

Carrier	*MB %Yield*	*MB Qualifier*	*Limits*	*Prepared*	*Analyzed*	*Dil Fac*
Ba Carrier	*62.7*		*40 - 110*	*07/02/21 11:24*	*07/13/21 12:53*	*1*
Y Carrier	*91.7*		*40 - 110*	*07/02/21 11:24*	*07/13/21 12:53*	*1*

Method: 904.0 - Radium-228 (GFPC) (Continued)

Lab Sample ID: LCS 160-516992/1-A — **Client Sample ID: Lab Control Sample**
Matrix: Water — **Prep Type: Total/NA**
Analysis Batch: 518492 — **Prep Batch: 516992**

Analyte			Spike Added	LCS Result	LCS Qual	Total Uncert. (2σ+/-)	RL	MDC	Unit	%Rec	%Rec. Limits		
Radium-228			9.53	10.86		1.25	1.00	0.419	pCi/L	114	75 - 125		

Carrier	*LCS %Yield*	*LCS Qualifier*	*Limits*
Ba Carrier	*81.0*		*40 - 110*
Y Carrier	*93.5*		*40 - 110*

Lab Sample ID: 500-201190-17 DU — **Client Sample ID: G44S**
Matrix: Water — **Prep Type: Total/NA**
Analysis Batch: 518492 — **Prep Batch: 516992**

Analyte	Sample Result	Sample Qual		DU Result	DU Qual	Total Uncert. (2σ+/-)	RL	MDC	Unit			RER	RER Limit
Radium-228	0.701			0.6756		0.293	1.00	0.409	pCi/L			0.04	1

Carrier	*DU %Yield*	*DU Qualifier*	*Limits*
Ba Carrier	*84.9*		*40 - 110*
Y Carrier	*93.5*		*40 - 110*

Lab Sample ID: MB 160-519686/4-A — **Client Sample ID: Method Blank**
Matrix: Water — **Prep Type: Total/NA**
Analysis Batch: 520413 — **Prep Batch: 519686**

Analyte	MB Result	MB Qualifier	Count Uncert. (2σ+/-)	Total Uncert. (2σ+/-)	RL	MDC	Unit	Prepared	Analyzed	Dil Fac
Radium-228	0.6913		0.257	0.264	1.00	0.341	pCi/L	07/22/21 09:13	07/28/21 09:08	1

Carrier	*MB %Yield*	*MB Qualifier*	*Limits*	*Prepared*	*Analyzed*	*Dil Fac*
Ba Carrier	*91.9*		*40 - 110*	*07/22/21 09:13*	*07/28/21 09:08*	*1*
Y Carrier	*84.5*		*40 - 110*	*07/22/21 09:13*	*07/28/21 09:08*	*1*

Lab Sample ID: LCS 160-519686/1-A — **Client Sample ID: Lab Control Sample**
Matrix: Water — **Prep Type: Total/NA**
Analysis Batch: 520413 — **Prep Batch: 519686**

Analyte			Spike Added	LCS Result	LCS Qual	Total Uncert. (2σ+/-)	RL	MDC	Unit	%Rec	%Rec. Limits		
Radium-228			9.48	9.453		1.10	1.00	0.376	pCi/L	100	75 - 125		

Carrier	*LCS %Yield*	*LCS Qualifier*	*Limits*
Ba Carrier	*84.2*		*40 - 110*
Y Carrier	*91.4*		*40 - 110*

Method: 904.0 - Radium-228 (GFPC) (Continued)

Lab Sample ID: LCSD 160-519686/2-A
Matrix: Water
Analysis Batch: 520413

Client Sample ID: Lab Control Sample Dup
Prep Type: Total/NA
Prep Batch: 519686

Analyte			Spike Added	LCSD Result	LCSD Qual	Total Uncert. (2σ+/-)	RL	MDC	Unit	%Rec	%Rec. Limits	RER	RER Limit
Radium-228			9.48	9.800		1.13	1.00	0.419	pCi/L	103	75 - 125	0.15	1

Carrier	*LCSD %Yield*	*LCSD Qualifier*	*Limits*
Ba Carrier	*89.0*		*40 - 110*
Y Carrier	*91.1*		*40 - 110*

Chain of Custody Record

543782

eurofins

Environment Testing
TestAmerica

Address _____

Regulatory Program: ☐ DW ☐ NPDES ☐ RCRA ☐ Other

TAL-8210

Client Contact	Project Manager: Jodie Bracken	Site Contact	Date	COC No
Company Name: Midwest Generation EME LLC	Tel/Email	Lab Contact	Carrier	_____ of _____ COCs
Address	Analysis Turnaround Time			Sampler
City State/Zip: Joliet, IL.	☐ CALENDAR DAYS ☐ WORKING DAYS			For Lab Use Only
Phone	TAT if different from Below _____			Walk-in Client
Fax	☐ 2 weeks			Lab Sampling
Project Name: Joliet #9 CCR	☐ 1 week			
Site: 2021- GW	☐ 2 days			Job / SDG No
P O #	☐ 1 day			500-201190

500-201190 COC

	Sample Identification	Sample Date	Sample Time	Sample Type (C=Comp, G=Grab)	Matrix	# of Cont.	Filtered Sample (Y / N)	Perform MS / MSD (Y / N)	Radium 226	Radium 228	Combined 226/228	Total Metals As, B, Ba, Ca, Pb, Li, Mo, S	TDS, Fl, Cl, SO4	Sample Specific Notes
1	T02S	06/21/21	1012		W	5			✓	✓	✓	✓	✓	
2	T08S	06/21/21	1146		W	5			✓	✓	✓	✓	✓	

Preservation Used: 1= Ice, 2= HCl; 3= H2SO4; 4=HNO3; 5=NaOH; 6= Other _____

Possible Hazard Identification:
Are any samples from a listed EPA Hazardous Waste? Please List any EPA Waste Codes for the sample in the Comments Section if the lab is to dispose of the sample

☐ Non Hazard ☐ Flammable ☐ Skin Irritant ☐ Poison B ☐ Unknown

Sample Disposal (A fee may be assessed if samples are retained longer than 1 month)

☐ Return to Client ☐ Disposal by Lab ☐ Archive for _____ Months

Special Instructions/QC Requirements & Comments:

Custody Seals Intact ☐ Yes ☐ No | Custody Seal No | Cooler Temp (°C) Obs'd 29 Corr'd _____ | Therm ID No _____

Relinquished by	Company	Date/Time	Received by	Company	Date/Time
[signature]	TAL	06/21/21 @ 1410			
Relinquished by	Company	Date/Time	Received by	Company	Date/Time
Relinquished by	Company	Date/Time	Received in Laboratory by: [signature]	Company: ETA-CHI	Date/Time: 6/21/21 1410

Chain of Custody Record

543783

eurofins

Environment Testing
TestAmerica

Address _____

Regulatory Program: ☐ DW ☐ NPDES ☐ RCRA ☐ Other

TAL-8210

Client Contact		Project Manager: Jodie Bracken	Site Contact:	Date	COC No
Company Name: Midwest Generation EME		Tel/Email:	Lab Contact:	Carrier	____ of ____ COCs
Address		Analysis Turnaround Time			Sampler
City/State/Zip: Joliet, IL		☐ CALENDAR DAYS ☐ WORKING DAYS			For Lab Use Only
Phone		TAT if different from Below _____			Walk-in Client
Fax		☐ 2 weeks			Lab Sampling
Project Name: Joliet #9 CCR		☐ 1 week			
Site: 2Q21 GW		☐ 2 days			Job / SDG No
P O #		☐ 1 day		500-201190 COC	500-201190

	Sample Identification	Sample Date	Sample Time	Sample Type (C=Comp, G=Grab)	Matrix	# of Cont.	Filtered Sample (Y/N)	Perform MS / MSD (Y/N)	Radium 226	Radium 228	Combined 226/228	Total Metals As, B, Ba, Ca, Co, Pb, Li, Mo, S	TDS, Fl, Cl, SO4	Sample Specific Notes
3	T035	06/22/21	0913		W	5			✓	✓	✓	✓	✓	
4	T065	06/22/21	1045		W	5			✓	✓	✓	✓	✓	
5	T055	06/22/21	1307		W	5			✓	✓	✓	✓	✓	

Preservation Used: 1= Ice, 2= HCl; 3= H2SO4; 4=HNO3; 5=NaOH; 6= Other _____

Possible Hazard Identification
Are any samples from a listed EPA Hazardous Waste? Please List any EPA Waste Codes for the sample in the Comments Section if the lab is to dispose of the sample

☐ Non-Hazard ☐ Flammable ☐ Skin Irritant ☐ Poison B ☐ Unknown

Sample Disposal (A fee may be assessed if samples are retained longer than 1 month)

☐ Return to Client ☐ Disposal by Lab ☐ Archive for _____ Months

Special Instructions/QC Requirements & Comments:

Custody Seals Intact ☐ Yes ☐ No | Custody Seal No | Cooler Temp (°C) Obs'd 1.8 Corr'd _____ Therm ID No _____

Relinquished by	Company	Date/Time	Received by	Company	Date/Time
[signature]	TAL	06/22/21	1516		
Relinquished by	Company	Date/Time	Received by	Company	Date/Time
Relinquished by	Company	Date/Time	Received in Laboratory by [signature]	Company TAL-CHI	Date/Time 6/22/21 1516

Chain of Custody Record

543784

eurofins

Environment Testing
TestAmerica

TAL-8210

Address _____

Regulatory Program: ☐ DW ☐ NPDES ☐ RCRA ☐ Other

Client Contact	Project Manager Jodie Bracken	Site Contact	Date	COC No
Company Name Midwest Generation EME LLC	Tel/Email	Lab Contact	Carrier	____ of ____ COCs
Address	Analysis Turnaround Time			Sampler
City/State/Zip Joliet, IL.	☐ CALENDAR DAYS ☐ WORKING DAYS			For Lab Use Only
Phone	TAT if different from Below _____			Walk-in Client
Fax	☐ 2 weeks			Lab Sampling
Project Name Joliet #9 CCR	☐ 1 week			
Site 2021 GW	☐ 2 days			Job / SDG No
P O #	☐ 1 day			500-201190

500-201190 COC

	Sample Identification	Sample Date	Sample Time	Sample Type (C=Comp, G=Grab)	Matrix	# of Cont.	Filtered Sample (Y / N)	Perform MS / MSD (Y / N)	Radium 226	Radium 228	Combined 226/228	Total Metals Al, B, Ba, Ca, Co, Li, Mo, Se	TDS, Fl, Cl, SO4	Sample Specific Notes
6	T09S	06/23/21	0943		W	5			✓	✓	✓	✓	✓	
7	G20S	06/23/21	1120		W	5			✓	✓	✓	✓	✓	
8	R08S	06/23/21	1405		W	5			✓	✓	✓	✓	✓	

Preservation Used: 1= Ice, 2= HCl; 3= H2SO4; 4=HNO3; 5=NaOH; 6= Other _____

Possible Hazard Identification:
Are any samples from a listed EPA Hazardous Waste? Please List any EPA Waste Codes for the sample in the Comments Section if the lab is to dispose of the sample

Non Hazard ☐ Flammable ☐ Skin Irritant ☐ Poison B ☐ Unknown

Sample Disposal (A fee may be assessed if samples are retained longer than 1 month)

☐ Return to Client ☐ Disposal by Lab ☐ Archive for_____ Months

Special Instructions/QC Requirements & Comments:

3.6 48qt

Custody Seals Intact ☐ Yes ☐ No | Custody Seal No | Cooler Temp (°C) Obs'd _____ Corr'd _____ Therm ID No _____

Relinquished by	Company	Date/Time	Received by	Company	Date/Time
[signature]	TAL	06/23/21	1537		
Relinquished by	Company	Date/Time	Received by	Company	Date/Time
Relinquished by	Company	Date/Time	Received in Laboratory by	Company	Date/Time
			Stephanie Hernandez	ETA-CHI	6/23/21 1537

Chain of Custody Record

434212

eurofins

Environment Testing TestAmerica

TAL-8210

Address _____

Regulatory Program: ☐ DW ☐ NPDES ☐ RCRA ☐ Other

Client Contact		Project Manager Diana Mockler	Site Contact	Date	COC No
Company Name Midwest Generation EME LLC		Tel/Email	Lab Contact	Carrier	____ of ____ COCs
Address		Analysis Turnaround Time			Sampler
City/State/Zip Joliet, IL		☐ CALENDAR DAYS ☐ WORKING DAYS			For Lab Use Only
Phone		TAT if different from Below _____			Walk-in Client
Fax		☐ 2 weeks			Lab Sampling
Project Name Joliet #9 CCR		☐ 1 week			
Site 2021 GW		☐ 2 days			Job / SDG No 500-201190
P O #		☐ 1 day			

500-201190 COC

	Sample Identification	Sample Date	Sample Time	Sample Type (C=Comp, G=Grab)	Matrix	# of Cont.	Filtered Sample (Y / N)	Perform MS / MSD (Y / N)	Radium 226	Radium 228	Combined 226/228	Total Metals As, B, Ba, Ca, Co, Tl, Li, Mo, S	TDS, Fl, Cl, SO4	Sample Specific Notes
9	G48S	06/24/21	0848		W	5			✓	✓	✓	✓	✓	
10	G47S	06/24/21	1015		W	5			✓	✓	✓	✓	✓	
11	G33S	06/24/21	1211		W	5			✓	✓	✓	✓	✓	
12	DUP of G33S	06/24/21	1211		W	5			✓	✓	✓	✓	✓	

Preservation Used: 1= Ice, 2= HCl; 3= H2SO4; 4=HNO3; 5=NaOH; 6= Other _____

Possible Hazard Identification.
Are any samples from a listed EPA Hazardous Waste? Please List any EPA Waste Codes for the sample in the Comments Section if the lab is to dispose of the sample

☐ Non-Hazard ☐ Flammable ☐ Skin Irritant ☐ Poison B ☐ Unknown

Sample Disposal (A fee may be assessed if samples are retained longer than 1 month)

☐ Return to Client ☐ Disposal by Lab ☐ Archive for _____ Months

Special Instructions/QC Requirements & Comments

0.6 48qt.

Custody Seals Intact ☐ Yes ☐ No | Custody Seal No | Cooler Temp (°C) Obs'd _____ Corr'd _____ Therm ID No _____

Relinquished by	Company	Date/Time	Received by	Company	Date/Time
[signature]	TAL	06/24/21 @ 1428			
Relinquished by	Company	Date/Time	Received by	Company	Date/Time
Relinquished by	Company	Date/Time	Received in Laboratory by Stephanie Hernandez	Company ETA-CHI	Date/Time 6/24/21 1428

Chain of Custody Record

543785

eurofins | Environment Testing TestAmerica

Address _____

Regulatory Program: ☐ DW ☐ NPDES ☐ RCRA ☐ Other

TAL-8210

Client Contact	Project Manager: Diana Mockler	Site Contact	Date	COC No
Company Name: Midwest Generation EME LLC	Tel/Email:	Lab Contact:	Carrier:	_____ of _____ COCs
Address	Analysis Turnaround Time			Sampler
City/State/Zip: Joliet, IL.	☐ CALENDAR DAYS ☐ WORKING DAYS			For Lab Use Only
Phone	TAT if different from Below _____			Walk-in Client
Fax	☐ 2 weeks			Lab Sampling
Project Name: Joliet #9 CCR	☐ 1 week			
Site: 2021 GW	☐ 2 days			Job / SDG No
P O #	☐ 1 day			500-201190

500-201190 COC

	Sample Identification	Sample Date	Sample Time	Sample Type (C=Comp, G=Grab)	Matrix	# of Cont.	Filtered Sample (Y / N)	Perform MS / MSD (Y / N)	Radium 226	Radium 228	Combined 226/228	Total Metals As, B, Ba, Ca,	TDS, Fl, Cl, SO4	Sample Specific Notes
13	T04S	06/28/21	0900		—	—								No samples due to property development excavation
14	T01S	06/28/21	1001		W	5			✓	✓	✓	✓	✓	
15	R32S	06/28/21	1339		W	5			✓	✓	✓	✓	✓	
16	G45S	06/28/21	1433		W	5			✓	✓	✓	✓	✓	

Preservation Used: 1= Ice, 2= HCl; 3= H2SO4; 4=HNO3; 5=NaOH; 6= Other _____

Possible Hazard Identification
Are any samples from a listed EPA Hazardous Waste? Please List any EPA Waste Codes for the sample in the Comments Section if the lab is to dispose of the sample

☐ Non Hazard ☐ Flammable ☐ Skin Irritant ☐ Poison B ☐ Unknown

Sample Disposal (A fee may be assessed if samples are retained longer than 1 month)

☐ Return to Client ☐ Disposal by Lab ☐ Archive for _____ Months

Special Instructions/QC Requirements & Comments:

Custody Seals Intact ☐ Yes ☐ No | Custody Seal No 1545 | Cooler Temp (°C) Obs'd 5.8 Corr'd _____ | Therm ID No. _____

Relinquished by	Company	Date/Time	Received by	Company	Date/Time
[signature]	ETA	6/28/21 1445			
Relinquished by	Company	Date/Time	Received by	Company	Date/Time
Relinquished by	Company	Date/Time	Received in Laboratory by [signature]	Company ETA-CHI	Date/Time 6/28/21 1545

Chain of Custody Record

434213

eurofins

Environment Testing
TestAmerica

Address _____

Regulatory Program: ☐ DW ☐ NPDES ☐ RCRA ☐ Other

TAL-8210

Client Contact	Project Manager Diana Mockler	Site Contact	Date	COC No
Company Name Midwest Generation EME LLC	Tel/Email	Lab Contact	Carrier	____ of ____ COCs
Address	Analysis Turnaround Time			Sampler
City/State/Zip Joliet IL	☐ CALENDAR DAYS ☐ WORKING DAYS			For Lab Use Only
Phone	TAT if different from Below _____			Walk-in Client
Fax	☐ 2 weeks			Lab Sampling
Project Name Joliet #9 CCR	☐ 1 week			
Site 2021 BW	☐ 2 days			Job / SDG No
PO #	☐ 1 day			500-201190

500-201190 COC

	Sample Identification	Sample Date	Sample Time	Sample Type (C=Comp, G=Grab)	Matrix	# of Cont.	Filtered Sample (Y/N)	Perform MS / MSD (Y/N)	Radium 226	Radium 228	Combined 226/228	Total Metals As, B, Ba, Ca, Pb, Mg, S	TDS, Fl, Cl, SO4	Sample Specific Notes
17	G44S	06/30/21	0927		W	5			✓	✓	✓	✓	✓	
18	G46S	06/30/21	1022		W	5			✓	✓	✓	✓	✓	
19	G30S	06/30/21	1120		W	5			✓	✓	✓	✓	✓	
20	G31S	06/30/21	1325		W	5			✓	✓	✓	✓	✓	

Preservation Used: 1= Ice, 2= HCl; 3= H2SO4; 4=HNO3; 5=NaOH; 6= Other _____

Possible Hazard Identification:
Are any samples from a listed EPA Hazardous Waste? Please List any EPA Waste Codes for the sample in the Comments Section if the lab is to dispose of the sample

☐ Non-Hazard ☐ Flammable ☐ Skin Irritant ☐ Poison B ☐ Unknown

Sample Disposal (A fee may be assessed if samples are retained longer than 1 month)

☐ Return to Client ☐ Disposal by Lab ☐ Archive for_____ Months

Special Instructions/QC Requirements & Comments:

4.0

Custody Seals Intact ☐ Yes ☐ No | Custody Seal No | Cooler Temp (°C) Obs'd _____ Corr'd _____ Therm ID No _____

Relinquished by	Company	Date/Time	Received by	Company	Date/Time
[signature]	TMI	06/30/21 @ 1428			
Relinquished by	Company	Date/Time	Received by	Company	Date/Time
Relinquished by	Company	Date/Time	Received in Laboratory by	Company	Date/Time
			Stephanie Hernandez [signature]	ETA-CHI	6/30/21 1428

Eurofins TestAmerica, Chicago
2417 Bond Street
University Park, IL 60484
Phone: 708-534-5200 Fax: 708-534-5211

Chain of Custody Record

eurofins | Environment Testing America

Client Information (Sub Contract Lab)	Sampler:	Lab PM: Mockler, Diana J	Carrier Tracking No(s):	COC No: 500-149797.1
Client Contact: Shipping/Receiving	Phone:	E-Mail: Diana.Mockler@Eurofinset.com	State of Origin: Illinois	Page: Page 1 of 1
Company: TestAmerica Laboratories, Inc.		Accreditations Required (See note): NELAP - Illinois		Job #: 500-201190-1
Address: 13715 Rider Trail North, ,	Due Date Requested: 7/11/2021			
City: Earth City	TAT Requested (days):			
State, Zip: MO, 63045				
Phone: 314-298-8566(Tel) 314-298-8757(Fax)	PO #:			
Email:	WO #:			
Project Name: Joliet #9 (Quarry) CCR	Project #: 50011504			
Site: NRG Midwest Generation LSQ Joliet #9 CCR	SSOW#:			

Analysis Requested

Preservation Codes:

A - HCL, B - NaOH, C - Zn Acetate, D - Nitric Acid, E - NaHSO4, F - MeOH, G - Amchlor, H - Ascorbic Acid, I - Ice, J - DI Water, K - EDTA, L - EDA, M - Hexane, N - None, O - AsNaO2, P - Na2O4S, Q - Na2SO3, R - Na2S2O3, S - H2SO4, T - TSP Dodecahydrate, U - Acetone, V - MCAA, W - pH 4-5, Z - other (specify)

Other:

Sample Identification - Client ID (Lab ID)	Sample Date	Sample Time	Sample Type (C=comp, G=grab)	Matrix (W=water, S=solid, O=waste/oil, BT=Tissue, A=Air)	Field Filtered Sample (Yes or No)	Perform MS/MSD (Yes or No)	903.0/PrecSep_21 Standard Target List	904.0/PrecSep_0 Standard Target List	Ra226Ra228_GFPC	Total Number of containers	Special Instructions/Note:
			Preservation Code:								
T02S (500-201190-1)	6/21/21	10:12 Central		Water			X	X	X	3	Batch QC must be performed (dup, spikes, etc) - no NCMs concerning limited volume;
T08S (500-201190-2)	6/21/21	11:46 Central		Water			X	X	X	3	Batch QC must be performed (dup, spikes, etc) - no NCMs concerning limited volume;

Note: Since laboratory accreditations are subject to change, Eurofins TestAmerica places the ownership of method, analyte & accreditation compliance upon out subcontract laboratories. This sample shipment is forwarded under chain-of-custody. If the laboratory does not currently maintain accreditation in the State of Origin listed above for analysis/tests/matrix being analyzed, the samples must be shipped back to the Eurofins TestAmerica laboratory or other instructions will be provided. Any changes to accreditation status should be brought to Eurofins TestAmerica attention immediately. If all requested accreditations are current to date, return the signed Chain of Custody attesting to said complicance to Eurofins TestAmerica.

Possible Hazard Identification *Unconfirmed*	***Sample Disposal (A fee may be assessed if samples are retained longer than 1 month)*** ☐ *Return To Client* ☐ *Disposal By Lab* ☐ *Archive For* _____ *Months*
Deliverable Requested: I, II, III, IV, Other (specify) Primary Deliverable Rank: 2	Special Instructions/QC Requirements:

Empty Kit Relinquished by:	Date:	Time:	Method of Shipment:		
Relinquished by:	Date/Time: 6/21/21 1500	Company: ETA	Received by: FE	Date/Time:	Company
Relinquished by: FE	Date/Time:	Company	Received by:	Date/Time: 6/22/21 0940	Company ETA STL
Relinquished by:	Date/Time:	Company	Received by:	Date/Time:	Company
Custody Seals Intact: Δ Yes Δ No	Custody Seal No.:		Cooler Temperature(s) °C and Other Remarks:		

Ver: 11/01/2020

Eurofins TestAmerica, Chicago
2417 Bond Street
University Park, IL 60484
Phone: 708-534-5200 Fax: 708-534-5211

Chain of Custody Record

eurofins | Environment Testing America

Client Information (Sub Contract Lab)	Sampler:	Lab PM: Mockler, Diana J	Carrier Tracking No(s):	COC No: 500-149865.1
Client Contact: Shipping/Receiving	Phone:	E-Mail: Diana.Mockler@Eurofinset.com	State of Origin: Illinois	Page: Page 1 of 1
Company: TestAmerica Laboratories, Inc.		Accreditations Required (See note): NELAP - Illinois		Job #: 500-201190-1
Address: 13715 Rider Trail North, ,	Due Date Requested: 7/12/2021			
City: Earth City	TAT Requested (days):			
State, Zip: MO, 63045				
Phone: 314-298-8566(Tel) 314-298-8757(Fax)	PO #:			
Email:	WO #:			
Project Name: Joliet #9 (Quarry) CCR	Project #: 50011504			
Site: NRG Midwest Generation LSQ Joliet #9 CCR	SSOW#:			

Preservation Codes:

A - HCL, B - NaOH, C - Zn Acetate, D - Nitric Acid, E - NaHSO4, F - MeOH, G - Amchlor, H - Ascorbic Acid, I - Ice, J - DI Water, K - EDTA, L - EDA, M - Hexane, N - None, O - AsNaO2, P - Na2O4S, Q - Na2SO3, R - Na2S2O3, S - H2SO4, T - TSP Dodecahydrate, U - Acetone, V - MCAA, W - pH 4-5, Z - other (specify)

Other:

Analysis Requested

Sample Identification - Client ID (Lab ID)	Sample Date	Sample Time	Sample Type (C=comp, G=grab)	Matrix (W=water, S=solid, O=waste/oil, BT=Tissue, A=Air)	Field Filtered Sample (Yes or No)	Perform MS/MSD (Yes or No)	903.0/PrecSep_21 Standard Target List	904.0/PrecSep_0 Standard Target List	Ra226Ra228_GFPC	Total Number of containers	Special Instructions/Note:
			Preservation Code:								
T03S (500-201190-3)	6/22/21	09:13 Central		Water			X	X	X	3	Batch QC must be performed (dup, spikes, etc) - no NCMs concerning limited volume;
T06S (500-201190-4)	6/22/21	10:45 Central		Water			X	X	X	3	Batch QC must be performed (dup, spikes, etc) - no NCMs concerning limited volume;
T05S (500-201190-5)	6/22/21	13:07 Central		Water			X	X	X	3	Batch QC must be performed (dup, spikes, etc) - no NCMs concerning limited volume;

Note: Since laboratory accreditations are subject to change, Eurofins TestAmerica places the ownership of method, analyte & accreditation compliance upon out subcontract laboratories. This sample shipment is forwarded under chain-of-custody. If the laboratory does not currently maintain accreditation in the State of Origin listed above for analysis/tests/matrix being analyzed, the samples must be shipped back to the Eurofins TestAmerica laboratory or other instructions will be provided. Any changes to accreditation status should be brought to Eurofins TestAmerica attention immediately. If all requested accreditations are current to date, return the signed Chain of Custody attesting to said complicance to Eurofins TestAmerica.

Possible Hazard Identification
Unconfirmed

Sample Disposal (A fee may be assessed if samples are retained longer than 1 month)
☐ *Return To Client* ☐ *Disposal By Lab* ☐ *Archive For* _____ *Months*

Deliverable Requested: I, II, III, IV, Other (specify) Primary Deliverable Rank: 2

Special Instructions/QC Requirements:

Empty Kit Relinquished by:	Date:	Time:	Method of Shipment:		
Relinquished by: [signature]	Date/Time: 6/22/21 1520	Company: BDCAT	Received by: FE	Date/Time:	Company
Relinquished by: FE	Date/Time:	Company	Received by: [signature]	Date/Time: 6/23/21 0855	Company: ETA STL
Relinquished by:	Date/Time:	Company	Received by:	Date/Time:	Company

Custody Seals Intact: Δ Yes Δ No	Custody Seal No.:	Cooler Temperature(s) °C and Other Remarks:

Ver: 11/01/2020

Eurofins TestAmerica, Chicago
2417 Bond Street
University Park, IL 60484
Phone: 708-534-5200 Fax: 708-534-5211

Chain of Custody Record

eurofins Environment Testing America

Client Information (Sub Contract Lab)	Sampler:	Lab PM: Mockler, Diana J	Carrier Tracking No(s):	COC No: 500-149909.1
Client Contact: Shipping/Receiving	Phone:	E-Mail: Diana.Mockler@Eurofinset.com	State of Origin: Illinois	Page: Page 1 of 1
Company: TestAmerica Laboratories, Inc.		Accreditations Required (See note): NELAP - Illinois		Job #: 500-201190-1
Address: 13715 Rider Trail North, ,	Due Date Requested: 7/13/2021			
City: Earth City	TAT Requested (days):			
State, Zip: MO, 63045				
Phone: 314-298-8566(Tel) 314-298-8757(Fax)	PO #:			
Email:	WO #:			
Project Name: Joliet #9 (Quarry) CCR	Project #: 50011504			
Site: NRG Midwest Generation LSQ Joliet #9 CCR	SSOW#:			

Preservation Codes:

A - HCL, B - NaOH, C - Zn Acetate, D - Nitric Acid, E - NaHSO4, F - MeOH, G - Amchlor, H - Ascorbic Acid, I - Ice, J - DI Water, K - EDTA, L - EDA, M - Hexane, N - None, O - AsNaO2, P - Na2O4S, Q - Na2SO3, R - Na2S2O3, S - H2SO4, T - TSP Dodecahydrate, U - Acetone, V - MCAA, W - pH 4-5, Z - other (specify)

Other:

Analysis Requested

Sample Identification - Client ID (Lab ID)	Sample Date	Sample Time	Sample Type (C=comp, G=grab)	Matrix (W=water, S=solid, O=waste/oil, BT=Tissue, A=Air)	Field Filtered Sample (Yes or No)	Perform MS/MSD (Yes or No)	903.0/PrecSep_21 Standard Target List	904.0/PrecSep_0 Standard Target List	Ra226Ra228_GFPC	Total Number of containers	Special Instructions/Note:
			Preservation Code:								
T09S (500-201190-6)	6/23/21	09:43 Central		Water			X	X	X	3	Batch QC must be performed (dup, spikes, etc) - no NCMs concerning limited volume;
G20S (500-201190-7)	6/23/21	11:20 Central		Water			X	X	X	3	Batch QC must be performed (dup, spikes, etc) - no NCMs concerning limited volume;
R08S (500-201190-8)	6/23/21	14:05 Central		Water			X	X	X	3	Batch QC must be performed (dup, spikes, etc) - no NCMs concerning limited volume;

Note: Since laboratory accreditations are subject to change, Eurofins TestAmerica places the ownership of method, analyte & accreditation compliance upon out subcontract laboratories. This sample shipment is forwarded under chain-of-custody. If the laboratory does not currently maintain accreditation in the State of Origin listed above for analysis/tests/matrix being analyzed, the samples must be shipped back to the Eurofins TestAmerica laboratory or other instructions will be provided. Any changes to accreditation status should be brought to Eurofins TestAmerica attention immediately. If all requested accreditations are current to date, return the signed Chain of Custody attesting to said complicance to Eurofins TestAmerica.

Possible Hazard Identification
Unconfirmed

Sample Disposal (A fee may be assessed if samples are retained longer than 1 month)
☐ *Return To Client* ☐ *Disposal By Lab* ☐ *Archive For* _____ *Months*

Deliverable Requested: I, II, III, IV, Other (specify) Primary Deliverable Rank: 2

Special Instructions/QC Requirements:

Empty Kit Relinquished by:	Date:	Time:	Method of Shipment:		
Relinquished by: Stephanie Hernandez	Date/Time: 6/23/21 1630	Company: ETA-CHI	Received by: FE	Date/Time:	Company
Relinquished by: FE	Date/Time:	Company	Received by: [illegible]	Date/Time: 6/24/21 0900	Company: ETA STL
Relinquished by:	Date/Time:	Company	Received by:	Date/Time:	Company

Custody Seals Intact: Δ Yes Δ No | Custody Seal No.: | Cooler Temperature(s) °C and Other Remarks:

Ver: 11/01/2020

Eurofins TestAmerica, Chicago
2417 Bond Street
University Park, IL 60484
Phone: 708-534-5200 Fax: 708-534-5211

Chain of Custody Record

eurofins | Environment Testing America

Client Information (Sub Contract Lab)	Sampler:	Lab PM: Mockler, Diana J	Carrier Tracking No(s):	COC No: 500-149937.1
Client Contact: Shipping/Receiving	Phone:	E-Mail: Diana.Mockler@Eurofinset.com	State of Origin: Illinois	Page: Page 1 of 1
Company: TestAmerica Laboratories, Inc.		Accreditations Required (See note): NELAP - Illinois		Job #: 500-201190-1
Address: 13715 Rider Trail North, ,	Due Date Requested: 7/13/2021			
City: Earth City	TAT Requested (days):			
State, Zip: MO, 63045				
Phone: 314-298-8566(Tel) 314-298-8757(Fax)	PO #:			
Email:	WO #:			
Project Name: Joliet #9 (Quarry) CCR	Project #: 50011504			
Site: NRG Midwest Generation LSQ Joliet #9 CCR	SSOW#:			

Analysis Requested

Preservation Codes:

A - HCL, B - NaOH, C - Zn Acetate, D - Nitric Acid, E - NaHSO4, F - MeOH, G - Amchlor, H - Ascorbic Acid, I - Ice, J - DI Water, K - EDTA, L - EDA, M - Hexane, N - None, O - AsNaO2, P - Na2O4S, Q - Na2SO3, R - Na2S2O3, S - H2SO4, T - TSP Dodecahydrate, U - Acetone, V - MCAA, W - pH 4-5, Z - other (specify)

Other:

Sample Identification - Client ID (Lab ID)	Sample Date	Sample Time	Sample Type (C=comp, G=grab)	Matrix (W=water, S=solid, O=waste/oil, BT=Tissue, A=Air)	Field Filtered Sample (Yes or No)	Perform MS/MSD (Yes or No)	903.0/PrecSep_21 Standard Target List	904.0/PrecSep_0 Standard Target List	Ra226Ra228_GFPC	Total Number of containers	Special Instructions/Note:
				Preservation Code:							
G48S (500-201190-9)	6/24/21	08:48 Central		Water			X	X	X	3	Batch QC must be performed (dup, spikes, etc) - no NCMs concerning limited volume;
G47S (500-201190-10)	6/24/21	10:15 Central		Water			X	X	X	3	Batch QC must be performed (dup, spikes, etc) - no NCMs concerning limited volume;
G33S (500-201190-11)	6/24/21	12:11 Central		Water			X	X	X	3	Batch QC must be performed (dup, spikes, etc) - no NCMs concerning limited volume;
DUP (500-201190-12)	6/24/21	12:11 Central		Water			X	X	X	3	Batch QC must be performed (dup, spikes, etc) - no NCMs concerning limited volume;

Note: Since laboratory accreditations are subject to change, Eurofins TestAmerica places the ownership of method, analyte & accreditation compliance upon out subcontract laboratories. This sample shipment is forwarded under chain-of-custody. If the laboratory does not currently maintain accreditation in the State of Origin listed above for analysis/tests/matrix being analyzed, the samples must be shipped back to the Eurofins TestAmerica laboratory or other instructions will be provided. Any changes to accreditation status should be brought to Eurofins TestAmerica attention immediately. If all requested accreditations are current to date, return the signed Chain of Custody attesting to said complicance to Eurofins TestAmerica.

Possible Hazard Identification *Unconfirmed*	***Sample Disposal (A fee may be assessed if samples are retained longer than 1 month)*** ☐ *Return To Client* ☐ *Disposal By Lab* ☐ *Archive For* _____ *Months*
Deliverable Requested: I, II, III, IV, Other (specify) Primary Deliverable Rank: 2	Special Instructions/QC Requirements:

Empty Kit Relinquished by:	Date:	Time:	Method of Shipment:		
Relinquished by: [signature]	Date/Time: 6/24/21 1630	Company: ETA	Received by: FE	Date/Time:	Company
Relinquished by: FE	Date/Time:	Company	Received by: [signature]	Date/Time: 6/25/21 0855	Company: ETA STL
Relinquished by:	Date/Time:	Company	Received by:	Date/Time:	Company
Custody Seals Intact: Δ Yes Δ No	Custody Seal No.:		Cooler Temperature(s) °C and Other Remarks:		

Ver: 11/01/2020

Eurofins TestAmerica, Chicago
2417 Bond Street
University Park, IL 60484
Phone: 708-534-5200 Fax: 708-534-5211

Chain of Custody Record

eurofins Environment Testing America

Client Information (Sub Contract Lab)	Sampler:	Lab PM: Mockler, Diana J	Carrier Tracking No(s):	COC No: 500-150001.1
Client Contact: Shipping/Receiving	Phone:	E-Mail: Diana.Mockler@Eurofinset.com	State of Origin: Illinois	Page: Page 1 of 1
Company: TestAmerica Laboratories, Inc.		Accreditations Required (See note): NELAP - Illinois		Job #: 500-201190-1
Address: 13715 Rider Trail North, ,	Due Date Requested: 7/12/2021			
City: Earth City	TAT Requested (days):			
State, Zip: MO, 63045				
Phone: 314-298-8566(Tel) 314-298-8757(Fax)	PO #:			
Email:	WO #:			
Project Name: Joliet #9 (Quarry) CCR	Project #: 50011504			
Site: NRG Midwest Generation LSQ Joliet #9 CCR	SSOW#:			

Analysis Requested

Preservation Codes:
A - HCL, B - NaOH, C - Zn Acetate, D - Nitric Acid, E - NaHSO4, F - MeOH, G - Amchlor, H - Ascorbic Acid, I - Ice, J - DI Water, K - EDTA, L - EDA, M - Hexane, N - None, O - AsNaO2, P - Na2O4S, Q - Na2SO3, R - Na2S2O3, S - H2SO4, T - TSP Dodecahydrate, U - Acetone, V - MCAA, W - pH 4-5, Z - other (specify)
Other:

Sample Identification - Client ID (Lab ID)	Sample Date	Sample Time	Sample Type (C=comp, G=grab)	Matrix (W=water, S=solid, O=waste/oil, BT=Tissue, A=Air)	Field Filtered Sample (Yes or No)	Perform MS/MSD (Yes or No)	903.0/PrecSep_21 Standard Target List	904.0/PrecSep_0 Standard Target List	Ra226Ra228_GFPC	Total Number of containers	Special Instructions/Note:
			Preservation Code:								
T01S (500-201190-14)	6/28/21	10:01 Central		Water			X	X	X	3	Batch QC must be performed (dup, spikes, etc) - no NCMs concerning limited volume;
R32S (500-201190-15)	6/28/21	13:39 Central		Water			X	X	X	3	Batch QC must be performed (dup, spikes, etc) - no NCMs concerning limited volume;
G45S (500-201190-16)	6/28/21	14:33 Central		Water			X	X	X	3	Batch QC must be performed (dup, spikes, etc) - no NCMs concerning limited volume;

Note: Since laboratory accreditations are subject to change, Eurofins TestAmerica places the ownership of method, analyte & accreditation compliance upon out subcontract laboratories. This sample shipment is forwarded under chain-of-custody. If the laboratory does not currently maintain accreditation in the State of Origin listed above for analysis/tests/matrix being analyzed, the samples must be shipped back to the Eurofins TestAmerica laboratory or other instructions will be provided. Any changes to accreditation status should be brought to Eurofins TestAmerica attention immediately. If all requested accreditations are current to date, return the signed Chain of Custody attesting to said complicance to Eurofins TestAmerica.

Possible Hazard Identification *Unconfirmed*	***Sample Disposal (A fee may be assessed if samples are retained longer than 1 month)*** ☐ *Return To Client* ☐ *Disposal By Lab* ☐ *Archive For* _____ *Months*
Deliverable Requested: I, II, III, IV, Other (specify) Primary Deliverable Rank: 2	Special Instructions/QC Requirements:

Empty Kit Relinquished by:	Date:	Time:		Method of Shipment:	
Relinquished by: [signature]	Date/Time: 6/28/21 1600	Company: EPA	Received by: FED EX	Date/Time:	Company
Relinquished by: FED EX	Date/Time:	Company	Received by: Michael Kemmlinger	Date/Time: 6/29/21 08:55	Company: EPA SDV
Relinquished by:	Date/Time:	Company	Received by:	Date/Time:	Company
Custody Seals Intact: Δ Yes Δ No	Custody Seal No.:		Cooler Temperature(s) °C and Other Remarks:		

Ver: 11/01/2020

Eurofins TestAmerica, Chicago
2417 Bond Street
University Park, IL 60484
Phone: 708-534-5200 Fax: 708-534-5211

Chain of Custody Record

eurofins | Environment Testing America

Client Information (Sub Contract Lab)	Sampler:	Lab PM: Mockler, Diana J	Carrier Tracking No(s):	COC No: 500-150041.1
Client Contact: Shipping/Receiving	Phone:	E-Mail: Diana.Mockler@Eurofinset.com	State of Origin: Illinois	Page: Page 1 of 1
Company: TestAmerica Laboratories, Inc.		Accreditations Required (See note): NELAP - Illinois		Job #: 500-201190-1
Address: 13715 Rider Trail North, ,	Due Date Requested: 7/12/2021			
City: Earth City	TAT Requested (days):			
State, Zip: MO, 63045				
Phone: 314-298-8566(Tel) 314-298-8757(Fax)	PO #:			
Email:	WO #:			
Project Name: Joliet #9 (Quarry) CCR	Project #: 50011504			
Site: NRG Midwest Generation LSQ Joliet #9 CCR	SSOW#:			

Analysis Requested

Preservation Codes:

A - HCL, B - NaOH, C - Zn Acetate, D - Nitric Acid, E - NaHSO4, F - MeOH, G - Amchlor, H - Ascorbic Acid, I - Ice, J - DI Water, K - EDTA, L - EDA, M - Hexane, N - None, O - AsNaO2, P - Na2O4S, Q - Na2SO3, R - Na2S2O3, S - H2SO4, T - TSP Dodecahydrate, U - Acetone, V - MCAA, W - pH 4-5, Z - other (specify)

Other:

Sample Identification - Client ID (Lab ID)	Sample Date	Sample Time	Sample Type (C=comp, G=grab)	Matrix (W=water, S=solid, O=waste/oil, BT=Tissue, A=Air)	Field Filtered Sample (Yes or No)	Perform MS/MSD (Yes or No)	903.0/PrecSep_21 Standard Target List	904.0/PrecSep_0 Standard Target List	Ra226Ra228_GFPC	Total Number of containers	Special Instructions/Note:
			Preservation Code:								
G44S (500-201190-17)	6/30/21	09:27 Central		Water			X	X	X	3	Batch QC must be performed (dup, spikes, etc) - no NCMs concerning limited volume;
G46S (500-201190-18)	6/30/21	10:22 Central		Water			X	X	X	3	Batch QC must be performed (dup, spikes, etc) - no NCMs concerning limited volume;
G30S (500-201190-19)	6/30/21	11:20 Central		Water			X	X	X	3	Batch QC must be performed (dup, spikes, etc) - no NCMs concerning limited volume;
G31S (500-201190-20)	6/30/21	13:25 Central		Water			X	X	X	3	Batch QC must be performed (dup, spikes, etc) - no NCMs concerning limited volume;

Note: Since laboratory accreditations are subject to change, Eurofins TestAmerica places the ownership of method, analyte & accreditation compliance upon out subcontract laboratories. This sample shipment is forwarded under chain-of-custody. If the laboratory does not currently maintain accreditation in the State of Origin listed above for analysis/tests/matrix being analyzed, the samples must be shipped back to the Eurofins TestAmerica laboratory or other instructions will be provided. Any changes to accreditation status should be brought to Eurofins TestAmerica attention immediately. If all requested accreditations are current to date, return the signed Chain of Custody attesting to said complicance to Eurofins TestAmerica.

Possible Hazard Identification *Unconfirmed*	***Sample Disposal (A fee may be assessed if samples are retained longer than 1 month)*** ☐ *Return To Client* ☐ *Disposal By Lab* ☐ *Archive For* _____ *Months*
Deliverable Requested: I, II, III, IV, Other (specify) Primary Deliverable Rank: 2	Special Instructions/QC Requirements:

Empty Kit Relinquished by:	Date:	Time:	Method of Shipment:		
Relinquished by: Stephanie Hernandez	Date/Time: 6/30/21 1630	Company: ETA-CHI	Received by:	Date/Time:	Company
Relinquished by:	Date/Time:	Company	Received by:	Date/Time:	Company
Relinquished by:	Date/Time:	Company	Received by:	Date/Time:	Company
Custody Seals Intact: Δ Yes Δ No	Custody Seal No.:		Cooler Temperature(s) °C and Other Remarks:		

Ver: 11/01/2020

Login Sample Receipt Checklist

Client: KPRG and Associates, Inc.

Job Number: 500-201190-2

Login Number: 201190
List Number: 1
Creator: Scott, Sherri L

List Source: Eurofins TestAmerica, Chicago

Question	Answer	Comment
Radioactivity wasn't checked or is </= background as measured by a survey meter.	True	
The cooler's custody seal, if present, is intact.	True	
Sample custody seals, if present, are intact.	True	
The cooler or samples do not appear to have been compromised or tampered with.	True	
Samples were received on ice.	True	
Cooler Temperature is acceptable.	True	
Cooler Temperature is recorded.	True	2.9,1.8,3.6,0.6,5.8,4.0
COC is present.	True	
COC is filled out in ink and legible.	True	
COC is filled out with all pertinent information.	True	
Is the Field Sampler's name present on COC?	True	
There are no discrepancies between the containers received and the COC.	True	
Samples are received within Holding Time (excluding tests with immediate HTs)	True	
Sample containers have legible labels.	True	
Containers are not broken or leaking.	True	
Sample collection date/times are provided.	True	
Appropriate sample containers are used.	True	
Sample bottles are completely filled.	True	
Sample Preservation Verified.	True	
There is sufficient vol. for all requested analyses, incl. any requested MS/MSDs	True	
Containers requiring zero headspace have no headspace or bubble is <6mm (1/4").	N/A	
Multiphasic samples are not present.	True	
Samples do not require splitting or compositing.	True	
Residual Chlorine Checked.	N/A	

Login Sample Receipt Checklist

Client: KPRG and Associates, Inc.

Job Number: 500-201190-2

Login Number: 201190
List Number: 2
Creator: Geiler, Autumn R

List Source: Eurofins TestAmerica, St. Louis
List Creation: 06/22/21 11:26 AM

Question	Answer	Comment
Radioactivity wasn't checked or is </= background as measured by a survey meter.	True	
The cooler's custody seal, if present, is intact.	True	
Sample custody seals, if present, are intact.	True	
The cooler or samples do not appear to have been compromised or tampered with.	True	
Samples were received on ice.	N/A	
Cooler Temperature is acceptable.	True	
Cooler Temperature is recorded.	True	
COC is present.	True	
COC is filled out in ink and legible.	True	
COC is filled out with all pertinent information.	True	
Is the Field Sampler's name present on COC?	True	
There are no discrepancies between the containers received and the COC.	True	
Samples are received within Holding Time (excluding tests with immediate HTs)	True	
Sample containers have legible labels.	True	
Containers are not broken or leaking.	True	
Sample collection date/times are provided.	True	
Appropriate sample containers are used.	True	
Sample bottles are completely filled.	True	
Sample Preservation Verified.	True	
There is sufficient vol. for all requested analyses, incl. any requested MS/MSDs	True	
Containers requiring zero headspace have no headspace or bubble is <6mm (1/4").	True	
Multiphasic samples are not present.	True	
Samples do not require splitting or compositing.	True	
Residual Chlorine Checked.	N/A	

Login Sample Receipt Checklist

Client: KPRG and Associates, Inc.

Job Number: 500-201190-2

Login Number: 201190
List Number: 3
Creator: Geiler, Autumn R

List Source: Eurofins TestAmerica, St. Louis
List Creation: 06/23/21 11:11 AM

Question	Answer	Comment
Radioactivity wasn't checked or is </= background as measured by a survey meter.	True	
The cooler's custody seal, if present, is intact.	True	
Sample custody seals, if present, are intact.	True	
The cooler or samples do not appear to have been compromised or tampered with.	True	
Samples were received on ice.	N/A	
Cooler Temperature is acceptable.	True	
Cooler Temperature is recorded.	True	
COC is present.	True	
COC is filled out in ink and legible.	True	
COC is filled out with all pertinent information.	True	
Is the Field Sampler's name present on COC?	True	
There are no discrepancies between the containers received and the COC.	True	
Samples are received within Holding Time (excluding tests with immediate HTs)	True	
Sample containers have legible labels.	True	
Containers are not broken or leaking.	True	
Sample collection date/times are provided.	True	
Appropriate sample containers are used.	True	
Sample bottles are completely filled.	True	
Sample Preservation Verified.	True	
There is sufficient vol. for all requested analyses, incl. any requested MS/MSDs	True	
Containers requiring zero headspace have no headspace or bubble is <6mm (1/4").	True	
Multiphasic samples are not present.	True	
Samples do not require splitting or compositing.	True	
Residual Chlorine Checked.	N/A	

Login Sample Receipt Checklist

Client: KPRG and Associates, Inc.

Job Number: 500-201190-2

Login Number: 201190
List Number: 4
Creator: Geiler, Autumn R

List Source: Eurofins TestAmerica, St. Louis
List Creation: 06/24/21 10:38 AM

Question	Answer	Comment
Radioactivity wasn't checked or is </= background as measured by a survey meter.	True	
The cooler's custody seal, if present, is intact.	True	
Sample custody seals, if present, are intact.	True	
The cooler or samples do not appear to have been compromised or tampered with.	True	
Samples were received on ice.	N/A	
Cooler Temperature is acceptable.	True	
Cooler Temperature is recorded.	True	
COC is present.	True	
COC is filled out in ink and legible.	True	
COC is filled out with all pertinent information.	True	
Is the Field Sampler's name present on COC?	True	
There are no discrepancies between the containers received and the COC.	True	
Samples are received within Holding Time (excluding tests with immediate HTs)	True	
Sample containers have legible labels.	True	
Containers are not broken or leaking.	True	
Sample collection date/times are provided.	True	
Appropriate sample containers are used.	True	
Sample bottles are completely filled.	True	
Sample Preservation Verified.	True	
There is sufficient vol. for all requested analyses, incl. any requested MS/MSDs	True	
Containers requiring zero headspace have no headspace or bubble is <6mm (1/4").	True	
Multiphasic samples are not present.	True	
Samples do not require splitting or compositing.	True	
Residual Chlorine Checked.	N/A	

Login Sample Receipt Checklist

Client: KPRG and Associates, Inc.

Job Number: 500-201190-2

Login Number: 201190
List Number: 5
Creator: Worthington, Sierra M

List Source: Eurofins TestAmerica, St. Louis
List Creation: 06/25/21 12:07 PM

Question	Answer	Comment
Radioactivity wasn't checked or is </= background as measured by a survey meter.	True	
The cooler's custody seal, if present, is intact.	True	
Sample custody seals, if present, are intact.	True	
The cooler or samples do not appear to have been compromised or tampered with.	True	
Samples were received on ice.	True	
Cooler Temperature is acceptable.	True	
Cooler Temperature is recorded.	True	
COC is present.	True	
COC is filled out in ink and legible.	True	
COC is filled out with all pertinent information.	True	
Is the Field Sampler's name present on COC?	True	
There are no discrepancies between the containers received and the COC.	True	
Samples are received within Holding Time (excluding tests with immediate HTs)	True	
Sample containers have legible labels.	True	
Containers are not broken or leaking.	True	
Sample collection date/times are provided.	True	
Appropriate sample containers are used.	True	
Sample bottles are completely filled.	True	
Sample Preservation Verified.	True	
There is sufficient vol. for all requested analyses, incl. any requested MS/MSDs	True	
Containers requiring zero headspace have no headspace or bubble is <6mm (1/4").	True	
Multiphasic samples are not present.	True	
Samples do not require splitting or compositing.	True	
Residual Chlorine Checked.	N/A	

Login Sample Receipt Checklist

Client: KPRG and Associates, Inc.

Job Number: 500-201190-2

Login Number: 201190
List Number: 6
Creator: Korrinhizer, Micha L

List Source: Eurofins TestAmerica, St. Louis
List Creation: 06/29/21 11:31 AM

Question	Answer	Comment
Radioactivity wasn't checked or is </= background as measured by a survey meter.	True	
The cooler's custody seal, if present, is intact.	True	
Sample custody seals, if present, are intact.	True	
The cooler or samples do not appear to have been compromised or tampered with.	True	
Samples were received on ice.	N/A	
Cooler Temperature is acceptable.	True	
Cooler Temperature is recorded.	True	
COC is present.	True	
COC is filled out in ink and legible.	True	
COC is filled out with all pertinent information.	True	
Is the Field Sampler's name present on COC?	True	
There are no discrepancies between the containers received and the COC.	True	
Samples are received within Holding Time (excluding tests with immediate HTs)	True	
Sample containers have legible labels.	True	
Containers are not broken or leaking.	True	
Sample collection date/times are provided.	True	
Appropriate sample containers are used.	True	
Sample bottles are completely filled.	True	
Sample Preservation Verified.	True	
There is sufficient vol. for all requested analyses, incl. any requested MS/MSDs	True	
Containers requiring zero headspace have no headspace or bubble is <6mm (1/4").	True	
Multiphasic samples are not present.	True	
Samples do not require splitting or compositing.	True	
Residual Chlorine Checked.	N/A	

Login Sample Receipt Checklist

Client: KPRG and Associates, Inc.

Job Number: 500-201190-2

Login Number: 201190
List Number: 7
Creator: Worthington, Sierra M

List Source: Eurofins TestAmerica, St. Louis
List Creation: 07/01/21 02:27 PM

Question	Answer	Comment
Radioactivity wasn't checked or is </= background as measured by a survey meter.	True	
The cooler's custody seal, if present, is intact.	True	
Sample custody seals, if present, are intact.	True	
The cooler or samples do not appear to have been compromised or tampered with.	True	
Samples were received on ice.	True	
Cooler Temperature is acceptable.	True	
Cooler Temperature is recorded.	True	
COC is present.	True	
COC is filled out in ink and legible.	True	
COC is filled out with all pertinent information.	True	
Is the Field Sampler's name present on COC?	True	
There are no discrepancies between the containers received and the COC.	True	
Samples are received within Holding Time (excluding tests with immediate HTs)	True	
Sample containers have legible labels.	True	
Containers are not broken or leaking.	True	
Sample collection date/times are provided.	True	
Appropriate sample containers are used.	True	
Sample bottles are completely filled.	True	
Sample Preservation Verified.	True	
There is sufficient vol. for all requested analyses, incl. any requested MS/MSDs	True	
Containers requiring zero headspace have no headspace or bubble is <6mm (1/4").	True	
Multiphasic samples are not present.	True	
Samples do not require splitting or compositing.	True	
Residual Chlorine Checked.	N/A	

Lab Chronicle

Client: KPRG and Associates, Inc.
Project/Site: Joliet #9 (Quarry) CCR 2Q21

Job ID: 500-201190-2

Client Sample ID: T02S
Lab Sample ID: 500-201190-1
Date Collected: 06/21/21 10:12
Matrix: Water
Date Received: 06/21/21 14:10

Prep Type	Batch Type	Batch Method	Run	Dilution Factor	Batch Number	Prepared or Analyzed	Analyst	Lab
Total/NA	Prep	PrecSep-21			516084	06/25/21 13:45	MJ	TAL SL
Total/NA	Analysis	903.0		1	519170	07/19/21 15:37	SCB	TAL SL
Total/NA	Prep	PrecSep_0			516150	06/25/21 16:33	MJ	TAL SL
Total/NA	Analysis	904.0		1	518290	07/12/21 13:08	ANW	TAL SL
Total/NA	Analysis	Ra226_Ra228		1	519859	07/22/21 22:07	SCB	TAL SL

Client Sample ID: T08S
Lab Sample ID: 500-201190-2
Date Collected: 06/21/21 11:46
Matrix: Water
Date Received: 06/21/21 14:10

Prep Type	Batch Type	Batch Method	Run	Dilution Factor	Batch Number	Prepared or Analyzed	Analyst	Lab
Total/NA	Prep	PrecSep-21			516084	06/25/21 13:45	MJ	TAL SL
Total/NA	Analysis	903.0		1	519170	07/19/21 16:57	SCB	TAL SL
Total/NA	Prep	PrecSep_0			516150	06/25/21 16:33	MJ	TAL SL
Total/NA	Analysis	904.0		1	518279	07/12/21 13:19	AK	TAL SL
Total/NA	Analysis	Ra226_Ra228		1	519859	07/22/21 22:07	SCB	TAL SL

Client Sample ID: T03S
Lab Sample ID: 500-201190-3
Date Collected: 06/22/21 09:13
Matrix: Water
Date Received: 06/22/21 15:16

Prep Type	Batch Type	Batch Method	Run	Dilution Factor	Batch Number	Prepared or Analyzed	Analyst	Lab
Total/NA	Prep	PrecSep-21			516084	06/25/21 13:45	MJ	TAL SL
Total/NA	Analysis	903.0		1	519170	07/19/21 17:17	SCB	TAL SL
Total/NA	Prep	PrecSep_0			516150	06/25/21 16:33	MJ	TAL SL
Total/NA	Analysis	904.0		1	518290	07/12/21 13:08	ANW	TAL SL
Total/NA	Analysis	Ra226_Ra228		1	519859	07/22/21 22:07	SCB	TAL SL

Client Sample ID: T06S
Lab Sample ID: 500-201190-4
Date Collected: 06/22/21 10:45
Matrix: Water
Date Received: 06/22/21 15:16

Prep Type	Batch Type	Batch Method	Run	Dilution Factor	Batch Number	Prepared or Analyzed	Analyst	Lab
Total/NA	Prep	PrecSep-21			516084	06/25/21 13:45	MJ	TAL SL
Total/NA	Analysis	903.0		1	519170	07/19/21 17:25	SCB	TAL SL
Total/NA	Prep	PrecSep_0			516150	06/25/21 16:33	MJ	TAL SL
Total/NA	Analysis	904.0		1	518279	07/12/21 13:19	AK	TAL SL
Total/NA	Analysis	Ra226_Ra228		1	519859	07/22/21 22:07	SCB	TAL SL

Lab Chronicle

Client: KPRG and Associates, Inc.
Project/Site: Joliet #9 (Quarry) CCR 2Q21

Job ID: 500-201190-2

Client Sample ID: T05S
Lab Sample ID: 500-201190-5
Date Collected: 06/22/21 13:07
Matrix: Water
Date Received: 06/22/21 15:16

Prep Type	Batch Type	Batch Method	Run	Dilution Factor	Batch Number	Prepared or Analyzed	Analyst	Lab
Total/NA	Prep	PrecSep-21			516084	06/25/21 13:45	MJ	TAL SL
Total/NA	Analysis	903.0		1	519170	07/19/21 17:25	SCB	TAL SL
Total/NA	Prep	PrecSep_0			516150	06/25/21 16:33	MJ	TAL SL
Total/NA	Analysis	904.0		1	518290	07/12/21 13:08	ANW	TAL SL
Total/NA	Analysis	Ra226_Ra228		1	519859	07/22/21 22:07	SCB	TAL SL

Client Sample ID: T09S
Lab Sample ID: 500-201190-6
Date Collected: 06/23/21 09:43
Matrix: Water
Date Received: 06/23/21 15:37

Prep Type	Batch Type	Batch Method	Run	Dilution Factor	Batch Number	Prepared or Analyzed	Analyst	Lab
Total/NA	Prep	PrecSep-21			516084	06/25/21 13:45	MJ	TAL SL
Total/NA	Analysis	903.0		1	519170	07/19/21 18:58	SCB	TAL SL
Total/NA	Prep	PrecSep_0			516150	06/25/21 16:33	MJ	TAL SL
Total/NA	Analysis	904.0		1	518290	07/12/21 13:09	ANW	TAL SL
Total/NA	Analysis	Ra226_Ra228		1	519859	07/22/21 22:07	SCB	TAL SL

Client Sample ID: G20S
Lab Sample ID: 500-201190-7
Date Collected: 06/23/21 11:20
Matrix: Water
Date Received: 06/23/21 15:37

Prep Type	Batch Type	Batch Method	Run	Dilution Factor	Batch Number	Prepared or Analyzed	Analyst	Lab
Total/NA	Prep	PrecSep-21			516084	06/25/21 13:45	MJ	TAL SL
Total/NA	Analysis	903.0		1	519170	07/19/21 18:58	SCB	TAL SL
Total/NA	Prep	PrecSep_0			516150	06/25/21 16:33	MJ	TAL SL
Total/NA	Analysis	904.0		1	518290	07/12/21 13:09	ANW	TAL SL
Total/NA	Analysis	Ra226_Ra228		1	519859	07/22/21 22:07	SCB	TAL SL

Client Sample ID: R08S
Lab Sample ID: 500-201190-8
Date Collected: 06/23/21 14:05
Matrix: Water
Date Received: 06/23/21 15:37

Prep Type	Batch Type	Batch Method	Run	Dilution Factor	Batch Number	Prepared or Analyzed	Analyst	Lab
Total/NA	Prep	PrecSep-21			516084	06/25/21 13:45	MJ	TAL SL
Total/NA	Analysis	903.0		1	519170	07/19/21 19:01	SCB	TAL SL
Total/NA	Prep	PrecSep_0			516150	06/25/21 16:33	MJ	TAL SL
Total/NA	Analysis	904.0		1	518290	07/12/21 13:09	ANW	TAL SL
Total/NA	Analysis	Ra226_Ra228		1	519859	07/22/21 22:07	SCB	TAL SL

Lab Chronicle

Client: KPRG and Associates, Inc.
Project/Site: Joliet #9 (Quarry) CCR 2Q21

Job ID: 500-201190-2

Client Sample ID: G48S
Lab Sample ID: 500-201190-9
Date Collected: 06/24/21 08:48
Matrix: Water
Date Received: 06/24/21 14:28

Prep Type	Batch Type	Batch Method	Run	Dilution Factor	Batch Number	Prepared or Analyzed	Analyst	Lab
Total/NA	Prep	PrecSep-21			516431	06/28/21 15:23	MJ	TAL SL
Total/NA	Analysis	903.0		1	519315	07/20/21 12:00	ANW	TAL SL
Total/NA	Prep	PrecSep_0			519686	07/22/21 09:13	MJ	TAL SL
Total/NA	Analysis	904.0		1	520413	07/28/21 09:08	SCB	TAL SL
Total/NA	Analysis	Ra226_Ra228		1	519860	07/22/21 22:08	SCB	TAL SL

Client Sample ID: G47S
Lab Sample ID: 500-201190-10
Date Collected: 06/24/21 10:15
Matrix: Water
Date Received: 06/24/21 14:28

Prep Type	Batch Type	Batch Method	Run	Dilution Factor	Batch Number	Prepared or Analyzed	Analyst	Lab
Total/NA	Prep	PrecSep-21			516431	06/28/21 15:23	MJ	TAL SL
Total/NA	Analysis	903.0		1	519315	07/20/21 13:40	ANW	TAL SL
Total/NA	Prep	PrecSep_0			516453	06/28/21 16:36	MJ	TAL SL
Total/NA	Analysis	904.0		1	518324	07/13/21 13:08	SCB	TAL SL
Total/NA	Analysis	Ra226_Ra228		1	519860	07/22/21 22:08	SCB	TAL SL

Client Sample ID: G33S
Lab Sample ID: 500-201190-11
Date Collected: 06/24/21 12:11
Matrix: Water
Date Received: 06/24/21 14:28

Prep Type	Batch Type	Batch Method	Run	Dilution Factor	Batch Number	Prepared or Analyzed	Analyst	Lab
Total/NA	Prep	PrecSep-21			516431	06/28/21 15:23	MJ	TAL SL
Total/NA	Analysis	903.0		1	519315	07/20/21 13:41	ANW	TAL SL
Total/NA	Prep	PrecSep_0			516453	06/28/21 16:36	MJ	TAL SL
Total/NA	Analysis	904.0		1	518324	07/13/21 13:09	SCB	TAL SL
Total/NA	Analysis	Ra226_Ra228		1	519860	07/22/21 22:08	SCB	TAL SL

Client Sample ID: DUP
Lab Sample ID: 500-201190-12
Date Collected: 06/24/21 12:11
Matrix: Water
Date Received: 06/24/21 14:28

Prep Type	Batch Type	Batch Method	Run	Dilution Factor	Batch Number	Prepared or Analyzed	Analyst	Lab
Total/NA	Prep	PrecSep-21			516431	06/28/21 15:23	MJ	TAL SL
Total/NA	Analysis	903.0		1	519315	07/20/21 13:41	ANW	TAL SL
Total/NA	Prep	PrecSep_0			516453	06/28/21 16:36	MJ	TAL SL
Total/NA	Analysis	904.0		1	518324	07/13/21 13:09	SCB	TAL SL
Total/NA	Analysis	Ra226_Ra228		1	519860	07/22/21 22:08	SCB	TAL SL

Lab Chronicle

Client: KPRG and Associates, Inc.
Project/Site: Joliet #9 (Quarry) CCR 2Q21

Job ID: 500-201190-2

Client Sample ID: T01S
Lab Sample ID: 500-201190-14
Date Collected: 06/28/21 10:01
Matrix: Water
Date Received: 06/28/21 15:45

Prep Type	Batch Type	Batch Method	Run	Dilution Factor	Batch Number	Prepared or Analyzed	Analyst	Lab
Total/NA	Prep	PrecSep-21			516797	06/30/21 16:06	MJ	TAL SL
Total/NA	Analysis	903.0		1	519738	07/22/21 06:14	ANW	TAL SL
Total/NA	Prep	PrecSep_0			516800	06/30/21 17:04	MJ	TAL SL
Total/NA	Analysis	904.0		1	518289	07/12/21 13:03	SCB	TAL SL
Total/NA	Analysis	Ra226_Ra228		1	520059	07/25/21 11:09	SCB	TAL SL

Client Sample ID: R32S
Lab Sample ID: 500-201190-15
Date Collected: 06/28/21 13:39
Matrix: Water
Date Received: 06/28/21 15:45

Prep Type	Batch Type	Batch Method	Run	Dilution Factor	Batch Number	Prepared or Analyzed	Analyst	Lab
Total/NA	Prep	PrecSep-21			516797	06/30/21 16:06	MJ	TAL SL
Total/NA	Analysis	903.0		1	519738	07/22/21 06:14	ANW	TAL SL
Total/NA	Prep	PrecSep_0			516800	06/30/21 17:04	MJ	TAL SL
Total/NA	Analysis	904.0		1	518289	07/12/21 13:03	SCB	TAL SL
Total/NA	Analysis	Ra226_Ra228		1	520059	07/25/21 11:09	SCB	TAL SL

Client Sample ID: G45S
Lab Sample ID: 500-201190-16
Date Collected: 06/28/21 14:33
Matrix: Water
Date Received: 06/28/21 15:45

Prep Type	Batch Type	Batch Method	Run	Dilution Factor	Batch Number	Prepared or Analyzed	Analyst	Lab
Total/NA	Prep	PrecSep-21			516797	06/30/21 16:06	MJ	TAL SL
Total/NA	Analysis	903.0		1	519738	07/22/21 06:13	ANW	TAL SL
Total/NA	Prep	PrecSep_0			516800	06/30/21 17:04	MJ	TAL SL
Total/NA	Analysis	904.0		1	518289	07/12/21 13:04	SCB	TAL SL
Total/NA	Analysis	Ra226_Ra228		1	520059	07/25/21 11:09	SCB	TAL SL

Client Sample ID: G44S
Lab Sample ID: 500-201190-17
Date Collected: 06/30/21 09:27
Matrix: Water
Date Received: 06/30/21 14:28

Prep Type	Batch Type	Batch Method	Run	Dilution Factor	Batch Number	Prepared or Analyzed	Analyst	Lab
Total/NA	Prep	PrecSep-21			516985	07/02/21 11:00	MJ	TAL SL
Total/NA	Analysis	903.0		1	520324	07/27/21 07:26	SCB	TAL SL
Total/NA	Prep	PrecSep_0			516992	07/02/21 11:24	MJ	TAL SL
Total/NA	Analysis	904.0		1	518492	07/13/21 12:52	TJR	TAL SL
Total/NA	Analysis	Ra226_Ra228		1	520436	07/28/21 15:12	CMM	TAL SL

Lab Chronicle

Client: KPRG and Associates, Inc.
Project/Site: Joliet #9 (Quarry) CCR 2Q21

Job ID: 500-201190-2

Client Sample ID: G46S

Lab Sample ID: 500-201190-18
Date Collected: 06/30/21 10:22
Matrix: Water
Date Received: 06/30/21 14:28

Prep Type	Batch Type	Batch Method	Run	Dilution Factor	Batch Number	Prepared or Analyzed	Analyst	Lab
Total/NA	Prep	PrecSep-21			516985	07/02/21 11:00	MJ	TAL SL
Total/NA	Analysis	903.0		1	520325	07/27/21 07:27	SCB	TAL SL
Total/NA	Prep	PrecSep_0			516992	07/02/21 11:24	MJ	TAL SL
Total/NA	Analysis	904.0		1	518492	07/13/21 12:53	TJR	TAL SL
Total/NA	Analysis	Ra226_Ra228		1	520436	07/28/21 15:12	CMM	TAL SL

Client Sample ID: G30S

Lab Sample ID: 500-201190-19
Date Collected: 06/30/21 11:20
Matrix: Water
Date Received: 06/30/21 14:28

Prep Type	Batch Type	Batch Method	Run	Dilution Factor	Batch Number	Prepared or Analyzed	Analyst	Lab
Total/NA	Prep	PrecSep-21			516985	07/02/21 11:00	MJ	TAL SL
Total/NA	Analysis	903.0		1	520325	07/27/21 07:32	SCB	TAL SL
Total/NA	Prep	PrecSep_0			516992	07/02/21 11:24	MJ	TAL SL
Total/NA	Analysis	904.0		1	518492	07/13/21 12:53	TJR	TAL SL
Total/NA	Analysis	Ra226_Ra228		1	520436	07/28/21 15:12	CMM	TAL SL

Client Sample ID: G31S

Lab Sample ID: 500-201190-20
Date Collected: 06/30/21 13:25
Matrix: Water
Date Received: 06/30/21 14:28

Prep Type	Batch Type	Batch Method	Run	Dilution Factor	Batch Number	Prepared or Analyzed	Analyst	Lab
Total/NA	Prep	PrecSep-21			516985	07/02/21 11:00	MJ	TAL SL
Total/NA	Analysis	903.0		1	520325	07/27/21 07:32	SCB	TAL SL
Total/NA	Prep	PrecSep_0			516992	07/02/21 11:24	MJ	TAL SL
Total/NA	Analysis	904.0		1	518492	07/13/21 12:53	TJR	TAL SL
Total/NA	Analysis	Ra226_Ra228		1	520436	07/28/21 15:12	CMM	TAL SL

Laboratory References:

TAL SL = Eurofins TestAmerica, St. Louis, 13715 Rider Trail North, Earth City, MO 63045, TEL (314)298-8566

Tracer/Carrier Summary

Client: KPRG and Associates, Inc.
Project/Site: Joliet #9 (Quarry) CCR 2Q21

Job ID: 500-201190-2

Method: 903.0 - Radium-226 (GFPC)

Matrix: Water **Prep Type: Total/NA**

		Percent Yield (Acceptance Limits)								
Lab Sample ID	Client Sample ID	Ba (40-110)								
500-201190-1	T02S	69.9								
500-201190-2	T08S	85.5								
500-201190-2 DU	T08S	86.1								
500-201190-3	T03S	82.2								
500-201190-4	T06S	86.1								
500-201190-5	T05S	83.4								
500-201190-6	T09S	93.1								
500-201190-7	G20S	85.2								
500-201190-8	R08S	97.0								
500-201190-9	G48S	90.4								
500-201190-9 DU	G48S	98.2								
500-201190-10	G47S	102								
500-201190-11	G33S	77.1								
500-201190-12	DUP	63.9								
500-201190-14	T01S	59.3								
500-201190-14 DU	T01S	61.4								
500-201190-15	R32S	86.1								
500-201190-16	G45S	81.6								
500-201190-17	G44S	86.4								
500-201190-17 DU	G44S	84.9								
500-201190-18	G46S	88.3								
500-201190-19	G30S	89.2								
500-201190-20	G31S	86.4								
LCS 160-516084/1-A	Lab Control Sample	68.7								
LCS 160-516431/1-A	Lab Control Sample	80.1								
LCS 160-516797/1-A	Lab Control Sample	108								
LCS 160-516985/1-A	Lab Control Sample	81.0								
MB 160-516084/22-A	Method Blank	76.8								
MB 160-516431/25-A	Method Blank	94.0								
MB 160-516797/10-A	Method Blank	75.3								
MB 160-516985/9-A	Method Blank	62.7								

Tracer/Carrier Legend

Ba = Ba Carrier

Method: 904.0 - Radium-228 (GFPC)

Matrix: Water **Prep Type: Total/NA**

		Percent Yield (Acceptance Limits)								
Lab Sample ID	Client Sample ID	Ba (40-110)	Y (40-110)							
500-201190-1	T02S	69.9	92.0							
500-201190-2	T08S	85.5	92.6							
500-201190-2 DU	T08S	86.1	93.8							
500-201190-3	T03S	82.2	95.2							
500-201190-4	T06S	86.1	94.0							
500-201190-5	T05S	83.4	96.7							
500-201190-6	T09S	93.1	97.0							
500-201190-7	G20S	85.2	95.5							
500-201190-8	R08S	97.0	96.4							

Tracer/Carrier Summary

Client: KPRG and Associates, Inc.
Project/Site: Joliet #9 (Quarry) CCR 2Q21

Job ID: 500-201190-2

Method: 904.0 - Radium-228 (GFPC) (Continued)

Matrix: Water

Prep Type: Total/NA

		Percent Yield (Acceptance Limits)									
Lab Sample ID	**Client Sample ID**	**Ba (40-110)**	**Y (40-110)**								
500-201190-9	G48S	97.6	89.6								
500-201190-10	G47S	102	89.9								
500-201190-11	G33S	77.1	88.7								
500-201190-12	DUP	63.9	90.2								
500-201190-14	T01S	59.3	89.6								
500-201190-14 DU	T01S	61.4	92.6								
500-201190-15	R32S	86.1	94.3								
500-201190-16	G45S	81.6	86.9								
500-201190-17	G44S	86.4	92.9								
500-201190-17 DU	G44S	84.9	93.5								
500-201190-18	G46S	88.3	93.2								
500-201190-19	G30S	89.2	91.4								
500-201190-20	G31S	86.4	93.5								
LCS 160-516150/1-A	Lab Control Sample	68.7	91.1								
LCS 160-516453/1-A	Lab Control Sample	80.1	88.4								
LCS 160-516800/1-A	Lab Control Sample	108	91.1								
LCS 160-516992/1-A	Lab Control Sample	81.0	93.5								
LCS 160-519686/1-A	Lab Control Sample	84.2	91.4								
LCSD 160-519686/2-A	Lab Control Sample Dup	89.0	91.1								
MB 160-516150/22-A	Method Blank	76.8	96.1								
MB 160-516453/25-A	Method Blank	94.0	93.5								
MB 160-516800/10-A	Method Blank	75.3	90.2								
MB 160-516992/9-A	Method Blank	62.7	91.7								
MB 160-519686/4-A	Method Blank	91.9	84.5								

Tracer/Carrier Legend

Ba = Ba Carrier
Y = Y Carrier